

PROJECTS—HI-FI—COMPUTERS

SI.00 ■ DEC. 1977

Radio-Electronics

THE MAGAZINE FOR NEW IDEAS IN ELECTRONICS

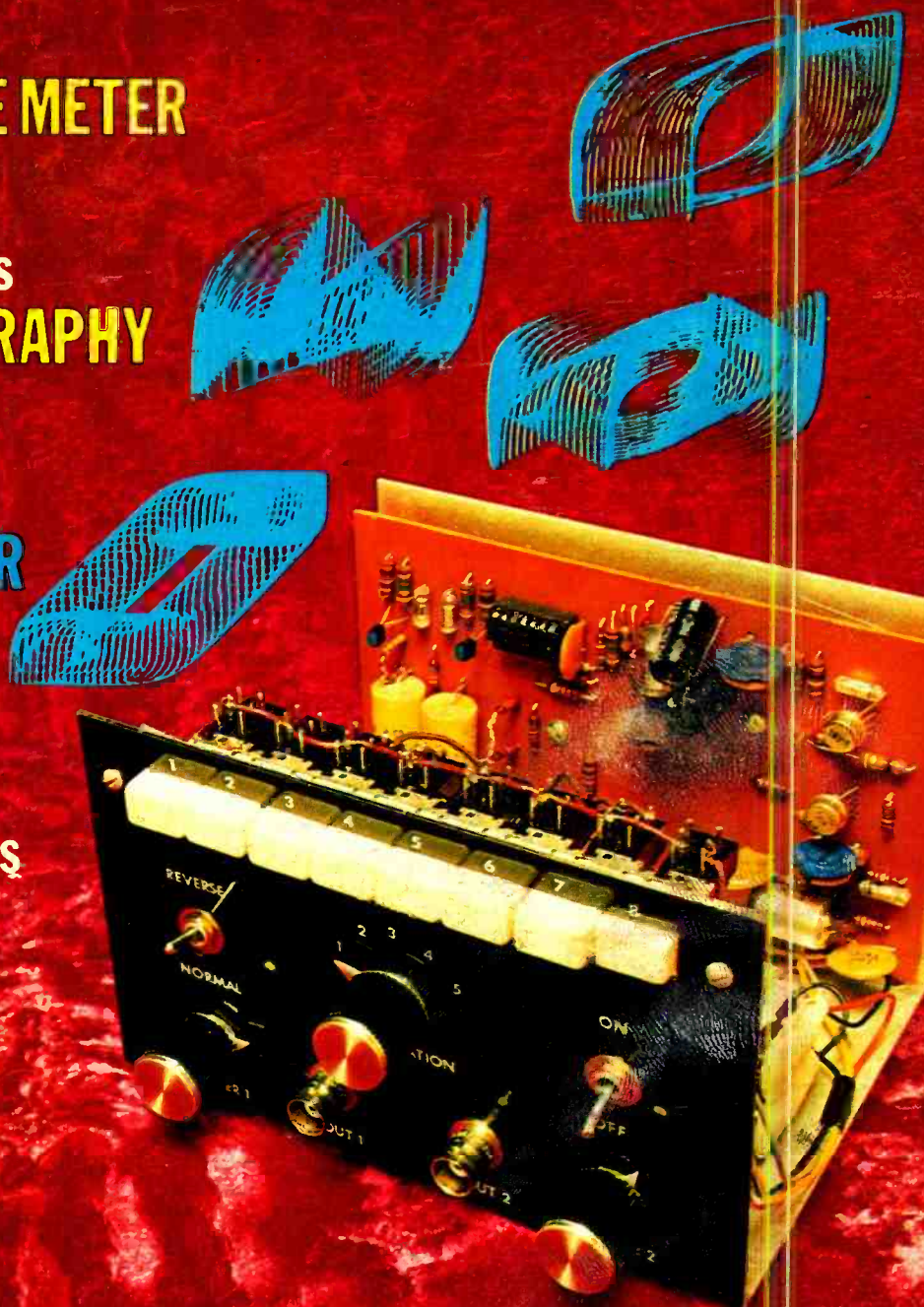
for your workbench build
DIGITAL CAPACITANCE METER
has 4-digit LED readout

decipher secret messages
COMPUTER CRYPTOGRAPHY
use your microcomputer

build scope add-on
OPTICAL SYNTHESIZER
for 3D patterns galore


easy to build
CB SWITCHER
for music between CB calls

construction technique
IC BRICKLAYING
for miniature projects



PLUS:

- ★ Breadboard
- ★ For AM Stereo
- ★ Hobby Corner
- ★ Jack Darr's Service Clinic
- ★ Hi-Fi Test Reports



new design... new features...unique, time-tested principle!

Weller® controlled output soldering station

Model WTCPN. New convenience-features. Striking contemporary appearance. Completely new design. Now more than ever in a class by itself. Only Weller's advanced engineering could have improved on its own predecessor WTCPL Station, popular standard of the electronics industry.

- new heat shield for cool operator comfort
- new plug-in iron design for zero down-time
- new integral tip-storage tray
- new larger sponge for easier tip cleaning
- improved, unitized rocker switch and neon indicator light
- new impact-resistant case

And add to these new features Weller's unique, proven, closed-loop, low-voltage circuit, with its "interchangeable brains" in the tip . . . a ferromagnetic sensor that controls the temperature at 600, 700, or 800°F., protecting sensitive workpieces. To change temperatures, simply change tips with knurled thumb-screw. More than 50 options in configuration, tip size, reach, and temperature! Exclusive-process triple-plating prevents tip oxidation and "freezing".

With all these new features and exclusive principles, Model WTCPN is still all function . . . no frills! It's UL-listed and OSHA-compliant, of course. And now it's available at leading electronic distributors . . . coast-to-coast. See it there. For technical information, write on your letterhead.



Weller-Xcelite Electronics Division
The Cooper Group

P.O. BOX 728 • APEX, NORTH CAROLINA 27502

CIRCLE 1 ON FREE INFORMATION CARD

ANNOUNCING NEW LOW PRICES AT RADIO SHACK, THE "PARTS PLACE"

Top quality devices, fully functional, carefully inspected. Guaranteed to meet all specifications, both electrically and mechanically. All are made by well known American manufacturers, and all have to pass

manufacturer's quality control procedures. These are not rejects, not fallouts, not seconds. In fact, there are none better on the market! Count on Radio Shack for the finest quality parts.



TTL Digital ICs

First Quality Devices Made by National Semiconductor and Motorola

Type	Cat No.	Last Year	Now Only
7400	276-1801	\$ 49	35c
7402	276-1811	\$ 49	39c
7404	276-1802	\$ 59	35c
7406	276-1821	\$ 69	49c
7410	276-1807	\$ 49	39c
7413	276-1815	\$ 19	79c
7420	276-1809	\$ 49	39c
7427	276-1823	\$ 69	49c
7432	276-1824	\$ 69	49c
7431	276-1804	\$ 59	99c
7442	276-1805	\$ 19	99c
7448	276-1816	\$ 19	99c
7451	276-1825	\$ 49	39c
7473	276-1803	\$ 79	49c
7474	276-1818	\$ 19	79c
7475	276-1806	\$ 19	79c
7476	276-1813	\$ 79	59c
7485	276-1826	\$ 19	1.19
7486	276-1827	\$ 69	49c
7489	276-1808	\$ 19	79c
7492	276-1819	\$ 19	69c
74123	276-1817	\$ 69	99c
74145	276-1828	\$ 19	1.19
74150	276-1829	\$ 19	1.39
74154	276-1834	\$ 19	1.29
74192	276-1831	\$ 69	1.19
74193	276-1832	\$ 69	1.19
74194	276-1832	\$ 69	1.19
74196	276-1833	\$ 69	1.29

74C and 4000 Series CMOS ICs

Type	Cat No.	Last Year	Now Only
74C00	276-2301	\$ 69	49c
4002	276-2302	\$ 69	49c
74C01	276-2303	\$ 69	49c
74C08	276-2305	\$ 69	49c
74C71	276-2310	\$ 129	89c
74C75	276-2312	\$ 159	89c
74C90	276-2315	\$ 229	1.49
74C192	276-2321	\$ 249	1.69
74C193	276-2322	\$ 249	1.69
4001	276-2401	\$ 69	49c
4011	276-2411	\$ 69	49c
4013	276-2413	\$ 129	89c
4017	276-2417	\$ 249	1.49
4020	276-2420	\$ 249	1.49
4027	276-2427	\$ 129	89c
4049	276-2449	\$ 99	69c
4050	276-2450	\$ 99	69c
4511	276-2447	\$ 69	1.59
4518	276-2490	\$ 249	1.49

Linear ICs


First Quality Devices by National Semiconductor and Motorola



Type	Cat No.	Last Year	Now Only
301AH	276-017	\$ 69	49c
324N	276-1712	\$ 1.99	1.49
339N	276-1712	\$ 4.99	1.49
386CN	276-1731	\$ 1.99	99c
555CN	276-1723	\$ 1.49	79c
556CN	276-1728	\$ 2.79	1.39
566CN	276-1724	\$ 2.99	1.69
567CN	276-1721	\$ 2.99	1.99
723CN	276-1740	\$ 69	69c
741CN	276-007	\$ 69	49c
741H	276-010	\$ 69	49c
3900N	276-1713	\$ 1.39	99c
3909N	276-1705	\$ 1.29	99c
3911N	276-1706	\$ 2.19	1.99
4558CN	276-038	\$ 99	79c
75491	276-1701	\$ 1.49	99c
75492	276-1702	\$ 1.49	99c
7805	276-1770	\$ 1.59	1.29
7812	276-1771	\$ 1.59	1.29
7815	276-1772	\$ 1.59	1.29

Experimenter's PC Board

Simplifies IC Projects



Ideal for two-circuit projects. Fire-retardant copper-clad board is only 2 1/2 x 5 x 1/16". Really simplifies integrated circuit projects by extending leads for easy soldering.

276-151 2.99

Microcomputer Chip

8080A Microprocessor. With a 16-bit address bus capable of addressing up to 65k bytes of memory and up to 256 I/O ports. "TRI-State" data bus gives it DMA and multiprocessing capability. All buses TTL compatible. Up to 244 variable length instructions, with 6 general purpose registers plus an accumulator. 40-pin DIP. 100% Prime. 276-2510 17.95


RS2102 Static RAM. 1024-word by one bit random access read/write memory. Under 750 nS access. Single +5V power supply. 276-2501 2.49 each or 8/14.95

1795

LEDs/Optoelectronics

Item	Cat No.	Reg.	Now Only
A) Solar Cell	276-115		1.59
B) Silicon Solar Cell	276-128		1.99
C) Photocell	276-116		99c
D) PPT 100	276-130		79c
E) Lg Red LED	276-041	2/69c	2/49c
F) Lg Cir LED	276-047	2/69c	2/49c
G) Med Red LED	276-026	2/69c	2/49c
H) Med Cir LED	276-040	2/69c	2/49c
I) Sm Red LED	276-042	2/69c	2/49c


Digital Displays



Digits	Size	Drive	Cat No.	Last Year	Now Only
A	4 0.5"	Anod.	276-1201	\$9.95	6.95
B	4 0.5"	Cath.	276-1202	\$9.95	6.95

Digits	Size	Drive	Cat No.	Last Year	Now Only
A	1 0.6"	Anod.	276-056	\$3.99	2.99
B	1 0.6"	Cath.	276-066	\$3.99	2.99
C	1 0.3"	Anod.	276-053	\$2.99	1.99
D	1 0.3"	Cath.	276-062	\$2.99	1.99
E	1 0.3"	Anod.	276-1210	4/\$8.97	4/\$6.99
F	1 0.3"	Cath.	276-1211	4/\$8.97	4/\$6.99

Project Accessories



A) IC Troubleshooting Test Clip. Test up to 14 pins with probes or clips. Reg. 4.59
276-1950 Sale 2.99

B) IC Troubleshooting Test Clip. Test up to 16 pins with probes or clips. Reg. 4.99
276-1951 Sale 3.49

C) Experimenter Socket. 2x47 rows of 5 connected tie points. 276-1712 9.95

D) Bus Strip. 2x40 connected tie points. Chips to socket above. 276-173 1.99

E) Standard Edge-Card Board. 22-pin. 1295 mounting holes. 276-152 2.99

F) 2-Voltage Source Edge-Card Board. 1368 mounting holes. 276-154 2.99

G) 3-Voltage Source Edge-Card Board. 1368 mounting holes. 276-153 2.99

H) 22-Pin Edge-Card Connector. 44-terminals. 276-1551 2.99

I) 100-Pin Edge-Card Board Connector. For standard S-100 hobby computer bus. 276-1554 4.99 each or 5/19.95

J) DIP Header. 16-pin spacing. 276-1980 1.29

K) Right Angle IC Socket. Mount LED's vertically. 16-pin spacing. 276-1985 1.49

L) Metal Cabinet. 3 1/2 x 2 1/2 x 4 1/2 2.59

M) Metal Cabinet. 4 x 2 x 6 3.49

N) Metal Cabinet. 6 1/4 x 2 1/2 x 7 1/2 4.49

Selected Diodes

Type	Cat No.	Last Year	Now Only
1N4001	276-1101		2/39c
1N4003	276-1102	2/59c	2/49c
1N4004	276-1103	2/69c	2/59c
1N4005	276-1104	2/79c	2/69c
1N4735	276-561		2/89c
1N4739	276-562		2/89c
1N4742	276-563		2/89c
1N4744	276-564		2/89c
Trigger Diode	276-1050	\$ 49	39c
1N5401	276-1141		2/69c
1N5402	276-1142	2/89c	2/79c
1N5403	276-1143	2/99c	2/89c
1N5404	276-1144	2/\$1.19	2/99c
PTC205	276-1114		3/1.39c

SCR's and Triacs

Device	Rating	Cat No.	Last Year	Now Only
LASCR	200V 1.6A	276-1095	\$1.59	99c
SCR	200V 6A	276-1067	\$1.39	89c
SCR	400V 6A	276-1020	\$1.49	99c
Triac	200V 6A	276-1001	\$1.39	89c
Triac	400V 6A	276-1000	\$1.49	99c
BR	50PIV 1.4A	276-1151		79c
BR	100PIV 1.4A	276-1152		99c
BR	100V 4A	276-1171		1.49
BR	200V 4A	276-1172		1.69
BR	400V 4A	276-1173		1.89
BR	50PIV 6A	276-1160		1.99

Digital Car Clock Module

Just add switches and install! Type MA1003, with MOS/LSI clock circuit chip, green fluorescent display with four 0.3" digits. Has 2.09 MHz crystal, blinking colon activity indicator. Six-pin edge-connector. For any 12VDC source. 277-1003 24.95

Low-Profile DIP Sockets

8-Pin. 276-1995. Reg. 2 for \$1.69. 2/59c
14-Pin. 276-1999. Reg. 2 for \$1.19. 2/89c
16-Pin. 276-1998. Reg. 2 for \$1.19. 2/89c
28-Pin. 276-1997. Reg. \$1.19. Each. 89c
40-Pin. 276-1996. Reg. \$1.39. Each. 99c

8-Rocker DIP Switch

Incorporates 8 on-off switches. For easy change of preset logic states. Fits any 16-DIP socket. 275-1301 1.99

IC Socket Wrapping Tool

For making superior, precision connections — without soldering. Wraps, unwraps, and strips 30-gauge wire. Modified wrap for extra security. No bits, sleeves or special skills needed. Balanced, 4 1/2" long. All-metal. 276-1570 6.95

16-Pin Wire-Wrapping Sockets. 276-1993 Pk. 2/1.29

16-Pin Wire-Wrapping Sockets. 276-1994 Pk. 2/1.39

50' Red Wire. #30 Gauge Kynar. 278-501 1.99

50' White Wire. #30 Gauge Kynar. 278-502 1.99

50' Blue Wire. #30 Gauge Kynar. 278-503 1.99

WHY WAIT FOR MAIL DELIVERY? IN STOCK NOW AT OUR STORE NEAR YOU!

Radio Shack

Prices May Vary at Individual Stores and Dealers

A TANDY COMPANY • FORT WORTH, TEXAS 76102
OVER 6000 LOCATIONS IN NINE COUNTRIES



Nobody can replace all our replacements.

When it comes to replacement tubes, nobody has as many types as Sylvania—from power amplifiers to Nuvistors.

We've got them for domestic and foreign TVs, radios and stereos, plus a full line for industrial applications.

So, when you need replacement tubes come to the place that has everything—your Sylvania distributor.

You'll find he's irreplaceable.

GTE SYLVANIA

looking ahead

Super TV: If money were no object, what would television be like? Every two years, at the Berlin International Radio and Television Exhibition, we get a chance to find out. This huge show features displays by all the major western European consumer electronics manufacturers. It includes such exhibits as large "walls" consisting of color TV sets showing pictures with all having exactly the same color, tint and brightness values, thanks to the PAL color system, which, after many years, we must concede works better than the U.S. system.

Do you have any idea what this year's sensation is in European TV! It's a system that lets you watch two channels simultaneously. It is called "picture-in-the-picture," and lets viewers watch their favorite program without missing the soccer game. On a 25-inch color set, a black-and-white picture is inserted in a corner of the screen. A remote-control tuning device allows you to program any channel in the main part of the screen and any other channel in the corner. The receiver circuitry consists of virtually the equivalent of one color set and one monochrome set, with special IC's for isolation. (The next trend may be a TV set that lets you watch three channels at a time!)

Another significant trend is complex microprocessor circuitry. Since more than 50% of German TV sets sold today feature remote controls, most of the new microprocessor circuitry is used to implement remote-control tuning schemes. Some remote systems are almost unbelievably sophisticated. For example, one system that has 30 pushbuttons and performs 48 functions (according to the manufacturer) can program the set for up to four years in advance; as many as 20 events can be stored—turn on, turn off, change channel, etc. You can lock the set to prevent children from handling the tuning—they can watch only the shows that have been preprogrammed for them!

Almost every German TV manufacturer offers at least one model that can accommodate built-in or plug-in video games, thus eliminating an RF antenna connection because the game is connected directly to video circuits. Some other sets provide for wireless infrared headphones.

Super cassettes: Every few months some manufacturer devises something new to extend the potential of the audio cassette, which was originally developed to record speech only, but is now recognized as capable of high-fidelity recording. At the Berlin International Radio and TV Exhibition, Austria's Eumig formally entered the cassette recorder field with a tape deck that uses an unusual "electronic flywheel" speed control. Speed is maintained by 15,000 corrections-per-second, based on optical readings of markings on a clear plastic flywheel. Eumig specifications state that the deck has a frequency response of 20 to 20,000 Hz \pm 3 dB, a 0.08% wow and flutter and an S/N ratio of 73 dB with Dolby. The unit goes on sale this year in Europe at around \$1000 for the deck; a complete system with AM/FM and a 50-watt-per-channel amplifier will cost \$1500. American marketing is scheduled for next year.

A microprocessor-based cassette recorder,

manufactured by Sharp, contains a 10-pushbutton programming panel that can automatically turn on the unit for unattended recording and that allows you to play selections in any sequence, or to repeat any selection as many times as you want. A back-lighted liquid-crystal panel displays the time in either 12-hour or 24-hour modes, and acts as a memory-rewind counter, a tape counter, an elapsed-time indicator and program-selection indicator. The cassette recorder will be available soon in the U. S. for about \$300.

VTR price war: Repercussions of RCA's \$1000 list price on its Matsushita-built, four-hour-per-cassette videocassette recorder (**Radio-Electronics**, November, 1977) are still being felt throughout the industry, and it appears that a full-scale price war could occur, even though there is still a shortage of home VTR's. RCA's price was \$300 below the established price of the Sony *Betamax* and other units. By press time, Sony and Zenith were sticking with the \$1300 list price for their Beta-format units, but some competing VTR's were definitely down in price.

Magnavox introduced its own VTR, also made by Matsushita in the same four-hour VHS format as RCA's; this unit has a suggested list price of \$1075 to \$1095, depending on the section of the country. Although this price is nominally higher than RCA's, it will probably be discounted to about the same level.

The Quasar *Great Time Machine*, which until now was the lowest-priced home VTR with a list of \$995, is apparently coming down to about the \$795 level, although the suggested list price was officially unchanged at press time. There is some speculation that most prices can hold until Christmas because of the short supply, but after the New Year, a new and lower price structure is expected to develop.

Price isn't the only battleground for videotape recorders. Another major dispute is raging over recording and playing time. You may recall that when it was first introduced in 1976, the Sony *Betamax* cassette had a maximum recording/playing time of one hour. The VHS system, developed somewhat later by Japan Victor, could record two hours with a slightly larger cassette. Then, Sony's half-speed version of *Betamax* (the one currently being sold) could record for two hours on the same cassette that originally could only record one hour of program material.

Matsushita Electric (Japan Victor's parent company) responded by doing to the VHS what Sony did to *Betamax*—they cut the speed in half, which in this case results in four hours-per-cassette. Now, Sony has announced two new developments—a cassette with thinner (and more) tape that can record up to three hours; and a cassette-changer accessory that accommodates two cassettes, making possible six hours of unattended recording. At this rate, the week-long cassette should be available within the year!

DAVID LACHENBRUCH
CONTRIBUTING EDITOR



Your computer system needn't cost a fortune.

Some computer kits include little more than a mother board and a front panel, and you pay extra for everything else you need to make an operating computer.

SWTPC doesn't do it that way, so you can get your Southwest Technical 6800 Computer up and running at a bargain cost compared with most other systems. It comes complete at \$395 with features that cost you extra with many other systems.

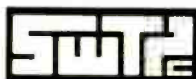
The Extras You Get

These extras include 4K of random-access memory, a mini-operating system in read-only memory, and a serial control interface. They give you 1) a considerable amount of working memory for your programs, 2) capability through the mini-operating system to simply turn on power and enter programs without having to first load in a bootstrap loader, and 3) an interface for connecting a terminal and beginning to talk with your computer immediately.

Low-Cost Add-Ons

Now that you have a working computer, you'll probably want to add at least two features soon, more memory and interfaces for needed accessory equipment. Memory for our 6800 is another bargain. You can get 4K memory boards for just \$100 and 8K boards for only \$250.

Our interfaces cost little compared with many other systems.



Southwest Technical Products Corp.

219 W. Rhapsody, San Antonio, Texas 78216

London: Southwest Technical Products Co., Ltd.

Tokyo: Southwest Technical Products Corp./Japan

For just \$35 you can add either a serial or parallel interface board. (And you won't have to buy several interfaces or a costly board to get just the one you want.)

Peripheral Bargains

Your computer is no good without at least a terminal for entering data and viewing computer output, and you will probably want a good method of storing programs and data.

We offer you a line of high-quality peripherals at low prices. (You can prove this by just comparing prices.)

Buy our CT-64 Video Terminal for only \$325 and our CT-VM Monitor with matching cover for \$175. Our MF-68 Dual Minifloppy costs just \$995, complete with Disk BASIC and a disk operating system. For cassette storage our AC-30 Cassette Interface gives simple control for one or two cassette recorders.

You can get inexpensive hard copy with our PR-40 alphanumeric Line Printer.

We back up the 6800 system with low-cost software, including 4K and 8K BASIC.

Compare the value you get with our computer and peripherals before you buy. We think you'll find that SWTPC gives you more for your money in every way.

Enclosed is:

- \$995 for the Dual Minifloppy
- \$325 for the CT-64 Terminal
- \$175 for the CT-VM Monitor
- \$395 for the 4K 6800 Computer

\$250 for the PR-40 Line Printer

\$79.50 for AC-30 Cassette Interface

Or BAC # _____ Exp. Date _____

Or MC # _____ Exp. Date _____

Name _____ Address _____

City _____ State _____ Zip _____

CIRCLE 63 ON FREE INFORMATION CARD

Calculator/watch performs more than 36 functions

A six-ounce calculator, designed by Hewlett-Packard, looks like a digital watch but has some unique features not found in other electronic timepieces.

The model HP-01 has six basic interactive functions (time, alarm, timer/stop-



CALCULATOR/WATCH has 28 keys to perform more than 36 different operations using six basic interactive functions.

watch, date/calendar, calculator and memory), controlled by 28 keys (six finger-activated, 22 stylus-operated). A bright LED readout displays 12 different modes or indicators. What makes this instrument truly unusual is that you can use its six functions to perform an astounding number of different operations. For instance:

1. Just press the time key once to show hours, minutes and seconds. You can use either a 12-hour or a 24-hour format, or convert to and from decimal hours. Add or subtract the time and the date is automatically adjusted.
2. A beep alarm can be set up to 24 hours ahead; a second timer-controlled alarm counts down from a preset time. Another pushbutton displays setting time. Whether the alarm is on or off is indicated automatically.
3. A timer/stopwatch shows elapsed time in hours/minutes/seconds, or in minutes/seconds/hundredths of seconds. You can store elapsed-time readings in memory.
4. The 200-year calendar, set to either month/day/year or day/month/year (useful outside the U.S.), can be used to calculate past or future dates, the number of days between dates, or the day of the week or year for any date.
5. The calculator performs the usual

functions of add, subtract, multiply, divide, percentage, net amount, change and repeat, with the additional feature that if an answer is greater than 10^{+7} or less than 10^{-4} , the instrument switches to scientific notation.

6. The memory key stores time of day, stopwatch interval, calendar date or numbers. Data can then be recalled for use in calculations or entered into time, date, stopwatch or alarm memories. Two additional memories hold information to be used in calculations or to perform arithmetic operations. This information can be exchanged by pressing a button.

The model HP-01 costs \$650 (stainless steel) and \$750 (gold-filled case).

Radio Club of America announces 20 new Fellows

The Board of Directors of the Radio Club of America, the oldest communications organization in the world, recently voted in 20 new Fellows. The distinguished roster of engineers, scientists and executives includes:

Alan Armitage, Rex Bassett, Robert L. Batts, John Daly, Charles Davison, Gary Gray, Ray Griese, George Jacobs, R.W. Johnson, James McLean, Morgan McMahon, Tom McMullin, Travis Marshall, George Mitchell, Nat Pfeffer, Richard Quantz, John Robinson, Ray Spence, Ben Tongue, and Val Williams.

Use of CB by police increases nationwide

According to a recent survey conducted by Inspector Robert Ellis of the Washington, D.C., Metropolitan Police force, 94% of all state police organizations in the U.S. have now established CB radio public-safety programs with an eye to providing highway motorists direct access to police in emergencies. The survey reveals that 36 states have installed CB radios in 48% of all police vehicles, six states report CB's are in all state patrol cars and an additional five states plan such installations in the near future. Only three states do not use CB radio communications or have arrangements with volunteer groups.

"State public service agencies are not the only agencies using CB radios," Inspector Ellis notes. "Small towns, county and city public safety organizations are also interfacing with CB radio users."

Geomagnetic storms caused by solar holes now predictable


For a long time, attempts have been made to attribute the occurrence of geomagnetic storms to solar phenomena. Now, observers have determined that these storms (which are responsible for some spectacular auroral displays as well

as considerable radio interference) are produced by holes in the sun's corona.

These coronal holes are areas in which the magnetic-field lines open outward, the density decreases, and a larger-than-usual amount of solar material is released into the solar wind. The speed and the density of the solar-wind material are increased, and the wind passes the earth about seven days after the holes appear in the sun's corona. Therefore, observers have discovered they can get a week's warning before a magnetic storm strikes.

RCA solar power converter uses low-cost plastic lenses

RCA Laboratories of Princeton, NJ, under contract to the U.S. Energy Research and Development Administration (ERDA), has been developing their answer to the energy crisis. Their 300-watt solar mod-



EXPERIMENTAL SOLAR SYSTEM from RCA uses inexpensive plastic lenses to concentrate sunlight directly onto silicon solar cells. The lenses concentrate the sunlight by a factor of 300, thus permitting the use of smaller and less expensive solar cells than normally used in conventional solar applications.

ule's inexpensive, 4-inch-square plastic lenses, contained in a 6-foot-square module, concentrate the sunlight onto silicon solar cells. The system is self-powered to drive the tracking mechanism that keeps the module continually pointing directly at the sun to maximize output.

Although it is still too early to determine the system's eventual size and total output, RCA believes it can be mass-produced to serve areas having little or no conventional power supplies. A small group of the solar modules could power a radio transmitter; while a larger group could service a home or office in a sunny location.

Chances are, someone you know just bought a professional 3½ digit DMM kit for less than \$70.



Thousands of people have already bought the Sabtronics Model 2000 . . . for two main reasons. First, its incredible accuracy, range and professional features. And second, the incredibly low price of \$69.95.

People everywhere appreciate this bench/portable multi-meter. They depend on its basic DCV accuracy of 0.1% ± 1 digit, its readings to ±1999 and its five functions giving 28 ranges, overload protection and 100% overrange.

The 2000 is automatically appealing to hobbyist and professional alike. With automatic overrange indication, automatic polarity, even automatic zeroing.

Best of all, it's easy to assemble. All the parts you'll need, including the high-impact case, come right along with the clear, step-by-step instructions.

The result is a professional quality 3½ digit DMM that you could have paid a lot more than \$69.95 for . . . possibly receiving a lot less. But this one's from Sabtronics, specialists in digital technology.

Maybe you should order yours before you turn the page.



Made in U.S.A.

sabtronics 
INTERNATIONAL INC.

P.O. Box 64683 Dallas, Texas 75206 (214) 369-7310

GUARANTEE:

Our guarantee to you; examine the 2000 DMM kit for 10 days. If you're not satisfied, return it unassembled for a full refund of purchase price.

SPECIFICATIONS:

DC volts in 5 ranges: 100µV to 1000V
AC volts in 5 ranges: 100µV to 1000V
DC current in 6 ranges: 100nA to 2A
AC current in 6 ranges: 100nA to 2A
Resistance: 0.1Ω to 20MΩ in 6 ranges
AC frequency response: 40Hz to 50KHz
9mm (.36") LED display
Input impedance: 10MΩ
Size: 8"W x 6.5"D x 3"H
(203W x 165D x 76H mm)

Power requirements: 4 "C" cells (not included)

To: Sabtronics International, Inc.
P.O. Box 64683, Dallas, TX 75206

Please send me _____ Sabtronics Model 2000 DMM kit(s) at \$69.95 each. _____ subtotal

Shipping and handling, \$5.00 per unit* _____ subtotal

Texas Residents Add Sales Tax _____

TOTAL enclosed _____

Name _____

Street Address _____

City _____

State _____ Zip _____

*USA only. Canada \$6.50. All other countries, \$10.00 (surface mail)

Learn digital computer

NRI is the only school to train you at home on a real digital computer.

Learn computer design, construction, maintenance and programming techniques on your own programmable digital computer.

Qualified technicians are urgently needed for careers in the exciting new field of digital and computer electronics . . . and the best way to learn digital logic and operations is now available to you in NRI's Complete Computer Electronics Course.

This exclusive course trains you at home on your own digital computer! This is no beginner's "logic trainer", but a complete programmable digital computer that contains a memory and is fully automatic. You build it yourself and use it to define and flow-chart a program, code your program, store your program and data in the memory bank. Press the start button and the computer solves your problem and

displays the result instantly.

The NRI digital computer is one of 10 kits you receive in the NRI Complete Computer Electronics Course. You build and use your own TVOM, and experiment with NRI's exclusive Electronics Lab. You perform hundreds of experiments, building hundreds of circuits, learning organization, operation, trouble-shooting and programming.

New NRI Memory Expansion Kit

The Model 832 NRI Digital Computer now comes with a new Memory Expansion Kit. Installed and checked out in 45 minutes, it doubles the size of the computer's memory, significantly increasing the scope and depth of your knowledge of digital computers and programming. With the large-scale IC's you get the only home training in machine language programming . . . experience essential to trouble-shooting digital computers.



electronics at home.

NRI offers you five TV/Audio Servicing Courses

NRI can train you at home to service Color TV equipment and audio systems. You can choose from 5 courses, starting with a 48-lesson basic course, up to a Master Color TV/Audio Course, complete with designed-for-learning 25" diagonal solid state color TV and a 4-speaker SQ™ Quadraphonic Audio System. NRI gives you both TV and Audio servicing for hundreds of dollars less than the two courses as offered by another home study school.

All courses are available with low down payment and convenient monthly payments. All courses

provide professional tools and "Power-On" equipment along with NRI kits engineered for

training. With the Master Course, for instance, you build

your own 5" wide-band triggered sweep solid state oscilloscope, digital color TV pattern generator, CMOS digital frequency counter, and NRI electronics Discovery Lab.



™Trademark of CBS Inc

NRI's Complete Communications Course includes your own 400-channel VHF transceiver

NRI's Complete Communications Course will train you at home for



one of the thousands of service and maintenance jobs opening in CB; AM and FM trans-

mission and reception; TV broadcasting; microwave, teletype, radar, mobile, aircraft, and marine electronics. The complete program includes 48 lessons, 9 special reference texts, and 10 training kits. Included are: your own "designed-for-learning" 400-channel VHF transceiver; electronics Discovery Lab™; CMOS digital frequency counter; and more. You also get your all

important FCC Radio-telephone License, or you get your money back.



CB Specialist Course also available



NRI also offers a 37-lesson course in CB Servicing with your own CB Transceiver, PC power supply, and multimeter. Also included are 8 reference texts and 14 coaching units to make it easy to get your Commercial Radiotelephone FCC License.

You pay less for NRI training and you get more for your money.

NRI employs no salesmen, pays no commissions. We pass the savings on to you in reduced tuitions and extras in the way of professional equipment, testing instruments, etc. You can pay more, but you can't get better training.

More than one million students have enrolled with NRI in 62 years.

Mail the insert card and discover for yourself why NRI is the recognized leader in home training. Do it today and get started on that new career. No salesman will call.

If card is missing write:



NRI SCHOOLS
McGraw-Hill Continuing
Education Center
3939 Wisconsin Avenue
Washington, D.C. 20016

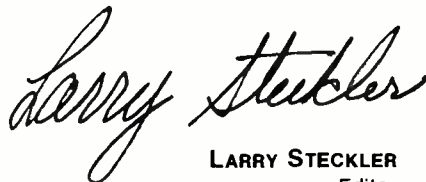
For the want of a nail

We all know that story. How the battle was lost because of one horseshoe nail. But what many of us don't seem to know is that many construction projects don't work because of one 1/4-watt carbon resistor or one PNP transistor or one MOS IC or one

Radio-Electronics publishes more than 25 construction articles every year. Some are simple and almost foolproof. Many are complex, state-of-the-art machines. And all it takes is one out-of-spec component, or one wiring error to keep it from working.

A while back we got a letter from a reader who had built an audio mixer. He complained that it was noisy. He couldn't understand the problem. He had followed the article precisely. Except for the transistors, he used only the parts specified in the parts list. Too bad he hadn't used low-noise transistors like the ones specified. He did not have to use the specific ones we listed, but in making a substitution to use available parts, he forgot one of the most important specifications for the device he was building. He remembered the collector voltages, he didn't forget to obtain an NPN device, he watched for the output power ratings, but he forgot about the noise specification. More recently a reader completed our 2650 computer. It worked well, except To make a long story short, a memory IC inserted backwards was the problem.

The point of this all is that we select construction projects to provide you with the latest, most interesting devices to build that we can find. In many instances, if you didn't build them, you couldn't own one. Most are a real challenge, yet they will work as soon as you hook up the power supply and turn on the switch. But when they don't, consider the possible problems carefully. Make sure there are no solder bridges on the circuit board and that there are no cold solder joints. Check the symptoms and the parts involved. Double check wherever you have made a substitution or a modification to the circuit, because that is one of the most likely trouble spots. Don't lose your project for the want of a nail.



LARRY STECKLER
Editor

Hugo Gernsback (1884-1967) founder
M. Harvey Gernsback, KOD-6694
editor-in-chief and publisher

Larry Steckler, KTX-3644, CET, editor
Arthur Kleiman, KTZ-3288,
managing editor

Robert F. Scott, CET, W2PWG,
KXK-8533, technical editor

Sonia Greenbaum, copy editor

Jack Darr, CET service editor

Leonard Feldman
contributing high-fidelity editor

Karl Savon, semiconductor editor

David Lachenbruch, contributing editor

Earl "Doc" Savage, K4SDS, hobby editor

Vincent P. Ciconia, production manager

Harriet I. Matyako, circulation director

Sheila Wertling, circulation assistant

Arline R. Bailey, advertising coordinator

Cover design by Louis G. Rubsamen

Cover photo by Michael Wilson

Radio Electronics is a member of the *Institute of High Fidelity* and is indexed in *Applied Science & Technology Index* and *Readers Guide to Periodical Literature*.



Radio-Electronics magazine is published by Gernsback Publications, Inc. 200 Park Ave. S., New York, NY 10003 (212) 777-6400

President: M. Harvey Gernsback

Vice President: Larry Steckler

Treasurer: Carol A. Gernsback

Secretary: Bertina Baer

ADVERTISING SALES

EAST

Stanley Levitan, KZA-5580
Radio-Electronics
200 Park Ave. South
New York, NY 10003
(212) 777-6400

MIDWEST/Texas/Arkansas/Okla.

Ralph Bergen, KXD-8396
The Ralph Bergen Co.
6319 N. Central Ave.
Chicago, IL 60646
(312) 792-3646

PACIFIC COAST Mountain States


Jay Eisenberg, KYF-3277
J.E. Publishers Representative Co.,
8732 Sunset Blvd.,
4th Floor,
Los Angeles, CA 90069
(213) 659-3810
Sales Mart Building
1485 Bayshore Blvd., Box 140
San Francisco, CA 94124
(415) 467-0125

SOUTHEAST

J.E. Publishers Representative Co.,
214-387-2424

Understanding Digital Electronics

New teach-yourself courses



Design of Digital Systems is written for the engineer seeking to learn more about digital electronics. Its six volumes — each 11-1/2" x 8-1/4" are packed with information, diagrams and questions designed to lead you step-by-step through number systems and Boolean algebra to memories, counters and simple arithmetic circuits, and finally to a complete understanding of the design and operation of calculators and computers.

The contents of Design of Digital Systems include:

Book 1 Octal, hexadecimal and binary number systems; conversion between number systems; representation of negative numbers; complementary systems; binary multiplication and division.


Book 2 OR and AND functions; logic gates; NOT, exclusive-OR, NAND, NOR and exclusive-NOR functions; multiple input gates; truth tables; De Morgans Laws; canonical forms; logic conventions; Karnaugh mapping; three-state and wired logic.

Book 3 Half adders and full adders; subtractors; serial and parallel adders; processors and arithmetic logic units (ALUs); multiplication and division systems.

Book 4 Flip flops; shift registers; asynchronous and synchronous counters; ring, Johnson and exclusive-OR feedback counters; random access memories (RAMs) and read only memories (ROMs).

Book 5 Structure of calculators; keyboard encoding; decoding display data; register systems; control unit; program ROM; address decoding; instruction sets; instruction decoding; control program structure.

Book 6 Central processing unit (CPU); memory organization; character representation; program storage; address modes; input/output systems; program interrupts; interrupt priorities; programming; assemblers; computers; executive programs; operating systems and time sharing.



Digital Computer Logic and Electronics is designed for the beginner. No mathematical knowledge other than simple arithmetic is assumed, though the student should have an aptitude for logical thought. It consists of four volumes — each 11-1/2" x 8-1/4" — and serves as an introduction to the subject of digital electronics. Everyone can learn from it — designer, executive, scientist, student, engineer.

Contents include: Binary, octal and decimal number systems; conversion between number systems; AND, OR, NOR and NAND gates and inverters; Boolean algebra and truth tables; De Morgans Laws; design of logic circuits using NOR gates; R-S and J-K flip flops; binary counters, shift registers and half adders.

In the years ahead the products of digital electronics technology will play an important part in your life. Calculators and digital watches are already commonplace. Tomorrow a digital display could show your automobile speed and gas consumption; you could be calling people by entering their name into a telephone which would automatically look up their number and dial it for you.

These courses were written by experts in electronics and learning systems so that you could teach yourself the theory and application of digital logic. Learning by self-instruction has the advantages of being faster and more thorough than classroom learning. You work at your own pace and must respond by answering questions on each new piece of information before proceeding.

After completing these courses you will have broadened your career prospects and increased your fundamental understanding of the rapidly changing technological world around you.

The six volumes of Design of Digital Systems cost only:

\$19⁸⁸

And the four volumes of Digital Computer Logic and Electronics cost only:

\$14⁸⁸

But if you buy both courses, the total cost is only:

\$29⁹⁰

a saving of over: **\$5⁰⁰**

SEVEN-DAY MONEY-BACK GUARANTEE: If you are not satisfied with your Cambridge course, return it within 7 days for a full refund.

To order your books, complete the order form below and send it together with your check or money order to GFN Industries, Inc., 6 Commercial Street, Hicksville, N.Y. 11801.

To: GFN INDUSTRIES, INC.

6 COMMERCIAL STREET, HICKSVILLE, NY 11801

Please send me:

Sets of Design of Digital Systems \$19.88 _____

Sets of Digital Computer Logic & Electronics \$14.88 _____

Sets of both courses \$29.90 _____

Sales tax (N.Y. residents) _____

Shipping and handling \$2.50 per set _____

Enclosed is check/mo (payable to GFN Industries, Inc.)

Total \$ _____

Name _____

Address _____

City/State/Zip _____

Prices include overseas surface mail postage.

RE9B

15MHz Triggered Sweep Dual Trace Scope Usable to 30 MHz



B&K-PRECISION MODEL 1472C \$740
INCLUDING PROBES

Normally rated at 15MHz (-3dB), it easily syncs and displays a 30MHz signal with sure triggering.

- Automatically selects chopped or alternate trace display
- Maintains calibration accuracy over 105-130VAC range.
- 11 sensitivity ranges, 10mV to 20V/cm.
- 19 sweep ranges, 0.5 μ SEC to 0.5SEC/cm.
- 24nSEC rise time.
- Front panel X-Y operation with matched phase-shift and sensitivity inputs.
- P31 blue phosphor
- Algebraic addition and subtraction

Available from your distributor.

BK PRECISION
DYNASCAN
CORPORATION

6460 West Cortland Avenue
Chicago, Illinois 60635 • 312/889-9087
In Canada Atlas Electronics Ontario
Intl Sys Empire Exp. 270 Newtown Rd. Plainville LI NY 11803

CIRCLE 64 ON FREE INFORMATION CARD

letters

TRS-80 USERS GROUP

A new TRS-80 Users Group is in the process of being formed. The group is dedicated to the exchange of programs and technical data for Radio Shack's new Z-80-based system. For information, write to R. Gordon Lloyd, 7554 Southgate Rd., Fayetteville, NC 28304.

R. GORDON LLOYD
Fayetteville, NC

DESIGN ERROR

In the September 1977 "Hobby Corner," Earl Savage makes the statement that since he has built all the circuits shown in the column and they worked, any problems a reader has cannot be traced to bad circuit designs. In making the statement, he neglects the device-to-device variability allowed by the spec sheets. In fact, the pulse switch shown in Fig. 6 contains a design error, as well as a typographical error.

The typographical error concerns the red LED. This LED is connected backwards. The more subtle error involves the green LED. This LED is designed to be on when the NAND gate has a high-state output. The TTL data sheets show that in the high state, an output is only required to source $10 \times 40 \mu\text{a} = 0.4 \text{ mA}$ of current. If the gate is putting out 2 volts, (the absolute minimum safe voltage for the high state) and the LED voltage drop is near maximum at 1.6 volts, the current required is still $(2.0 - 1.6) / 270 = 1.5 \text{ mA}$. Thus, the required current is almost four times what the spec sheets require the device to provide. The result is that perfectly good 7400 IC's will yield an output voltage below 2 volts, and this voltage may or may not be interpreted by another gate as a logic 1. In fact, the other NAND gate in the circuit may be affected this way since it is connected to the output.

The solution is quite simple. Connect the green LED to the output of the other NAND gate in the circuit in the same manner as the correct connection of the red LED. Although a TTL output only has to source 0.4 mA, it is required to be able to sink 16 mA.

PROF. WILLIAM D. OHLSEN
The University of Utah
Salt Lake City, UT

1. As soon as one says something won't go wrong, it does! Several sharp-eyed readers called attention to the reversed LED.

2. The hobbyist, technician or engineer who ignores possible device variability is asking for trouble, as was stated in the caution regarding component tolerance.

3. The matter of the design calling for a gate to source sufficient current for the LED is correct, up to a point. Much depends on whose specs you accept for your calculations. Published specs do not always agree for a given IC. However, the

underlying point is that of the proper mix of theory and practice in circuit design (which was also behind my statement that all circuits had actually been constructed).

First, understand that I am not antagonistic toward theory; in fact, I use it to the limits of my knowledge. Yet, I am of a practical turn of mind, and you sent me to my books to double-check your specs, where I found two different specs for I_{OH} for 7400's, and then to my workbench. I had to find out if the circuits I had built, including one I have used for over two years, were only flukes.

I designed a circuit to check 7400 gates for both the ability to source sufficient LED current and at the same time produce highs and lows acceptable to other gates. In summary, each of the one hundred and thirty-six 7400 gates I had on hand demonstrated the capability of performing both functions. Not one failed in the test procedure which required some 140,000 state changes. (As I write this, there are two 7400's in the test circuit that have been continuously operating for the last 42 hours—or over 60 million state changes for each gate!) A number of gates did have some current leakage through the red LED and in eight of these, the optical performance was marginal although usable (these two ceramic IC's were quite functional electronically—there was no observable distortion of the square-wave output pattern). Furthermore, the average source voltage (V_{OH}) was +3.34 VDC (per specs), and the average source current (I_{OH}) was 3.3 mA. Quite obviously, the latter is impossible according to the published specs! Why does it work? I don't know, unless the specs deliberately understate the capability of the upper transistor in the totem-pole output by a considerable factor.

In any case, I do not believe that all these 7400's are similarly atypical, especially since my stock has been purchased at various times and from several suppliers. Therefore, based on my past experience and upon these tests, I feel justified in my design. This is another case in which theory and practice apparently do not agree and that further emphasizes that they must be judiciously mixed.

EARL R. SAVAGE
Hobby Editor


NO AM DATA

I recently picked up a copy of your June issue and saw your Lab Test article on a Fisher model RS-1080 AM/FM receiver. You had very extensive test results on both the FM tuner section and the amplifier section. The written comments were also useful to the average consumer.

As an engineer of an AM radio station in a large metropolitan market, I was appalled to note that not one measurement was

continued to page 16

The most important piece of audio equipment you'll ever own.



Yours to examine FREE for 15 days.

**25 FACT-FILLED CHAPTERS
ARRANGED IN "EASY-TO-FIND"
QUESTION AND ANSWER FORM**

- Basic Principles of Sound
- Acoustics, Studio techniques, and Equipment
- Constant-Speed Devices, Motors, and Generators
- Microphones
- Attenuators
- Equalizers
- Wave Filters
- Transformers and Coils
- Sound Mixers
- VU and Volume Indicator Meters
- Vacuum Tubes, Transistors, and Diodes
- Audio Amplifiers
- Disc Recording
- Cutting Heads
- Recording and Reproducing Stylus
- Pickups
- Magnetic Recording
- Optical Film Recording
- Motion Picture Projection Equipment
- Loudspeakers, Enclosures, Headphones, and Hearing Aids
- Power Supplies
- Test Equipment
- Audio-Frequency Measurements
- Installation Techniques
- General Information, Charts and Tables

Be our guest. Examine the AUDIO CYCLOPEDIA free for 15 days. You'll find out why it is considered the most comprehensive and authoritative book ever written on the subject. And you'll get a FREE \$3.50 bonus book to keep no matter what!

The AUDIO CYCLOPEDIA is literally a one-book audio library. It has long been considered "the bible" by amateur stereo buffs as well as professional technicians. That's why you'll find it in constant use not only in home workshops and at stereo centers, but also in recording studios, broadcast booths and concert halls.

This giant reference book is over 3" thick,

and packed with 1,757 illustrated pages. It features 3,645 questions and answers and a 50 page "instant-find" index for subject identification. It is truly the big one in audio electronics and it puts all the information you'll ever need right at your fingertips, chapter by chapter.

Send for the AUDIO CYCLOPEDIA today. If you don't agree that it's the most important piece of audio equipment you own, just return it within 15 days. You won't owe a cent. And no matter what you decide, you'll get a free \$3.50 copy of *The ABC's of Tape Recording* to keep just for mailing the coupon.

**FREE-BOOK
FREE-TRIAL COUPON**



Save postage & handling costs. Full payment enclosed (plus tax where applicable). 15-day return privilege still applies.

Yes, please rush me the AUDIO CYCLOPEDIA (#21455) for my free trial. I understand if not completely satisfied, I may return it within 15 days, and owe nothing. Otherwise, it's mine to keep for only \$34.00 plus postage and handling and local taxes (where applicable).

And, whatever I decide, a copy of "The ABC's of Tape Recording" (valued at \$3.50) is mine free!

Name

Address

City

State Zip



Mail to Audei
4300 W. 62nd Street
Indianapolis, Indiana 46206
A Division of Howard W. Sams & Co., Inc.

EC-36

LETTERS

continued from page 14

taken on the AM tuner section, with only vague written references that pertained to that section. How can a consumer make an intelligent selection on a receiver when they are given no data on half of it?

In Canada, AM captures by far the majority of the listening audience. Perhaps you feel that AM is not of sufficient quality to justify sophisticated tests on an AM tuner. If so, I would question why. Are you aware that stations like ours broadcast clean signals with less than .5% THD from 50 to 10 KHz \pm 2 dB? I realize that these are only two specs but they are very important ones. They were obtained by sampling RF from each of the towers in the array, and feeding them into a phase monitor and then feeding the output to a storage scope with a spectrum analyzer contained within it. From these and many other tests, we know that our signal is good.

Naturally, we don't sound like an FM signal simply because AM material is generally processed for a loud signal with high average modulation levels with positive peaks reaching the legal limit of 120%.

I have done several tests on various types of AM receivers. I will, for the sake of space, discuss only one test—frequency response. I have found that due to inexpensive IF sections and other glaringly bad design errors in AM tuners, this spec has suffered. I believe that this occurs mainly due to "cost engineering," not the inability

to make good AM tuners.

If these problems are inherent in the majority of AM tuners, the public should know about it. I think that a reputable magazine such as yours has the ability and the duty to do something about this. I am sure that if consumers were shown that they could have better sound quality for only small increases in product price, they would soon demand it. If they are kept in the dark, they will not expect better AM quality from their tuners and accept what they now have, which I feel is, in some cases, deplorable.

My motives for this letter are obvious—as FM continues to make inroads into the AM market, we must improve our own product to combat this. As a broadcasting engineer, I feel that presently one of the weakest links in the system is the tuner, and therefore, feel that if improvements can be made, they should be. I also think that this must begin with consumer education which only you can do.

KEN DITTRICK, Assistant Engineer
Radio Station CHED Ltd.
Edmonton, Canada


We are in complete agreement with your comments regarding the generally poor design practices followed by manufacturers of high-fidelity receiver components in the AM tuner sections of their products. It is precisely for this reason that we pay so little attention to AM performance in testing and reporting upon various tuners and receivers. From time to time, we do run across an AM tuner section that merits

additional mention, and, in those instances, we do refer to the AM section in somewhat greater detail. In general, however, most AM tuner sections we have tested have poor frequency response above around 3 kHz or 4 kHz, and also exhibit high harmonic distortion at 30% modulation levels. As you have stated, a great many AM stations consistently modulate to much higher average levels than that, and so you can just imagine what horrendous distortion levels are delivered by "typical" AM tuner sections under these circumstances.

There is one glimmer of hope, however. As you know, the FCC has recently issued a notice of inquiry that may well lead to the promulgation of broadcast standards for stereo AM. If such standards are formulated, and if stereo AM broadcasting begins in this country in the near future, perhaps more U.S. stations will find it economically feasible to lease 15,000-Hz lines from our phone companies to feed their programs from studio to transmitter. (Presently, most use "standard" 5,000-Hz lines, which limit broadcast fidelity to begin with.) If enough stations start "cleaning up" their signals and begin to transmit a wider audio bandwidth, perhaps hi-fi manufacturers will then have the incentive to improve their circuit designs. If and when such improvements are noticed by our testing staff, you can be certain that we will offer more definitive data regarding AM performance of the products we test and evaluate.

LEN FELDMAN
CONTRIBUTING HI-FI EDITOR

The original Test Clip and still the best.



Troubleshooting DIP ICs can be a pain in the probe if you can't get at their pins. But you can make the job faster and easier with Super-Grip™ IC Test Clips from A P. A P Test Clips are precision engineered to assure reliability. Our "contact comb" design prevents shorting while our superior gold-plated phosphor bronze terminals make contact. And this gutsy little spring clip is perfect as an IC puller, too. So use it for its connections or use it for its pull.

A P has a Super-Grip™ Clip for any DIP.

MODEL	ROW-TO-ROW DIMENSION	PART NUMBER	PRICE
TC-8	.3 in.	923695	\$ 7.35
TC-14	.3 in.	923698	\$ 4.50
TC-16	.3 in.	923700	\$ 4.75
TC-16LSI	.5/6 in.	923702	\$ 8.95
TC-18	.3 in.	923703	\$10.00
TC-20	.3 in.	923704	\$11.55
TC-22	.4 in.	923705	\$11.55
TC-24	.5/6 in.	923714	\$13.85
TC-28	.5/6 in.	923718	\$15.25
TC-36	.5/6 in.	923720	\$19.95
TC-40	.5/6 in.	923722	\$21.00

Order from your A P distributor today. For the name of the distributor nearest you call Toll-Free 800-321-9668.

Send for our complete A P catalog, The Faster and Easier Book.

Faster and Easier is what we're all about.

A P PRODUCTS INCORPORATED
Box 110 • 72 Corwin Drive
Painesville, Ohio 44077
216/354-2101 TWX: 810-425-2250



CIRCLE 85 ON FREE INFORMATION CARD

equipment reports

Electrolert Fuzzbuster and Fuzzbuster II Radar Detectors



CIRCLE 79 ON FREE INFORMATION CARD

PERHAPS THE BEST KNOWN OF ALL THE RADAR detectors on the market is the *Fuzzbuster*, manufactured by Electrolert, Inc., 4949 South 25A, Troy, OH 45373. This company has most recently introduced the multiband *Fuzzbuster II*.

Police radar units operate on either one of two frequencies: a primary frequency of 10.5 GHz (X-band) and a secondary frequency of 24 GHz (K-band). Approximately 90% of all police radar units operate on the X-band. However, the remainder operate on the K-band frequency. The *Fuzzbuster II* monitors both frequencies automatically without your having to flip a band switch. The original *Fuzzbuster* monitors only the X-band. Otherwise, the units are identical.

Both *Fuzzbusters* are housed in a black metal $5\frac{1}{4} \times 3\frac{1}{4} \times 2\frac{1}{4}$ -inch case with a simulated woodgrain front panel. The front panel contains a 1-inch-diameter indicator light and a sensitivity control. The receiving antenna is located behind a plastic-covered diamond-shaped cutout on the back panel. An audible indicator is also located behind several holes in the back panel.

Selectivity and sensitivity

Selectivity and sensitivity are the two most important performance specifications for radar detectors. Sensitivity is the minimum signal that is needed to trigger the detector. In effect, sensitivity is a measure of the distance from the police radar unit that the motorist will be alerted to its presence. Police radar units have an approximate $\frac{1}{2}$ -mile range. They emit a narrow beam for a much greater distance, but can only measure speed at a $\frac{1}{2}$ -mile distance or closer.

Electrolert claims that the *Fuzzbuster* and *Fuzzbuster II* have a sensitivity that is six times better than that of the police radar units. This does not necessarily mean, however, that the *Fuzzbuster* can detect the radar unit at a distance of three miles. You must keep in mind that the radar emits a narrow beam. The *Fuzzbuster* must receive energy from the beam to detect its presence. Your car must be either within the narrow beam or depend on beam reflections (scattering) from other vehicles or stationary objects along the road. Also, because the *Fuzzbuster* cannot detect the

beam through a hill or around a curve, you must depend again on beam scattering to receive a signal. The operators' manual provided with the *Fuzzbuster* and *Fuzzbuster II* contains several illustrative examples of such situations.

Selectivity is the other important performance specification. If the radar detector is

too broadly tuned, it is subject to false triggering from RF sources other than the police radar. For the X-band, both *Fuzzbusters*, according to Electrolert, will detect a signal in the 10.45- to 10.6-GHz range.

Since the *Fuzzbusters* are not waterproof, they should not be mounted externally such as

continued on page 22

NEW FROM LEADER

The Sensitive 80MHz 7-Digit Counter

Bright $\frac{1}{2}$ " Display Period Function determines precise pulse width. 5ppm Accuracy



Compare Features, Accuracy, Sensitivity. We'll be Number 1.

Model LDC-822 \$299.⁹⁵ with accessories.

See your distributor or write direct for details.

151 Dupont Street, Plainview, N.Y. 11803

(516) 822-9300

In Canada: Omnitronix Ltd., Montreal, Quebec

When Quality Counts . . .

LEADER
Instruments Corp.


CIRCLE 56 ON FREE INFORMATION CARD

At CIE, you get electronics career training from specialists.

If you're interested in learning how to fix air conditioners, service cars or install heating systems – talk to some other school. But if you're serious about electronics, come to CIE – The Electronics Specialists.

John E. Cunningham

**Special Projects Director
Cleveland Institute of Electronics**



My father always told me that there were certain advantages to putting all your eggs in one basket. "John," he said, "learn to do one important thing better than anyone else, and you'll always be in demand."

I believe he was right. Today is the age of specialization. And I think that's a very good thing.

Consider doctors. You wouldn't expect your family doctor to perform open heart surgery or your dentist to set a broken bone, either. Would you?

For these things, you'd want a specialist. And you'd trust him. Because you'd know if he weren't any good, he'd be out of business.

Why trust your education and career future to anything less than a specialist?

You shouldn't. And you certainly don't have to.

FACT: CIE is the largest independent home study school in the world that specializes exclusively in electronics.

We have to be good at it because we put all our eggs in one basket: electronics. If we hadn't done a good job, we'd have closed our doors long ago.

Specialists aren't for everyone.

I'll tell it to you straight. If you think electronics would make a nice hobby, check with other schools.

But if you think you have the cool — and want the training it takes — to make sure that a sound blackout during a prime time TV show will be corrected in seconds — then answer this ad. You'll probably find CIE has a course that's just right for you!

At CIE, we combine theory and practice. You learn the best of both.

Learning electronics is a lot more than memorizing a laundry list of facts about circuits and transistors. Electronics is interesting because it's based on some fairly recent scientific discoveries. It's built on ideas. So, look for a program that starts with ideas — and builds on them.

That's what happens with CIE's Auto-Programmed® Lessons. Each lesson uses world-famous "programmed learning" methods to teach you important principles. You explore them, master them completely... before you start to apply them!

But beyond theory, some of our courses come fully equipped with the electronics gear to actually let you perform hundreds of checking, testing and analyzing projects.

In fact, depending on the course you take, you'll do most of the basic things professionals do every day — things like servicing a beauty of a Zenith color TV set... or studying a variety of screen display patterns with the help of a color bar generator.

Plus there's a professional quality oscilloscope you build and use to "see" and "read" the characteristic waveform patterns of electronic equipment.

You work with experienced specialists.

When you send us a completed lesson, you can be sure it will be reviewed and graded by a trained electronics instructor, backed by a team of technical specialists. If you need specialized help, you get it fast... in writing from the faculty specialists best qualified to handle your question.

People who have known us a long time, think of us as the "FCC License School."

We don't mind. We have a fine record of preparing people to take... and pass... the government-administered FCC License exams. In fact, in continuing surveys nearly 4 out of 5 of our graduates who take

the exams get their License. You may already know that an FCC License is needed for some careers in electronics — and it can be a valuable credential anytime.

Find out more! Mail this card for your FREE CATALOG today!

If the card is gone, cut out and mail the coupon.

I'll send you a copy of CIE's FREE school catalog, along with a complete package of independent home study information.

For your convenience, I'll try to arrange for a CIE representative to contact you to answer any questions you may have.

Remember, if you are serious about learning electronics... or building upon your present skills, your best bet is to go with the electronics specialists — CIE. Mail the card or coupon today or write CIE (and mention the name and date of this magazine), 1776 East 17th Street, Cleveland, Ohio 44114.



Patterns shown on TV and oscilloscope screens are simulated.

CIE Cleveland Institute of Electronics, Inc.

1776 East 17th Street, Cleveland, Ohio 44114
Accredited Member National Home Study Council

YES... John, I want to learn from the specialists in electronics — CIE. Send me my FREE CIE school catalog — including details about troubleshooting courses — plus my FREE package of home study information. RE 19

Print Name _____

Address _____ Apt. _____

City _____

State _____ Zip _____

Age _____ Phone (area code) _____

Check box for G.I. Bill information: Veteran Active Duty

Mail today!

EQUIPMENT REPORTS

continued from page 17

behind the front grill of the car. The best location is on top of the dashboard inside the vehicle. Four self-adhesive *Velcro* fasteners permit easy removal of the detector when necessary.

Electrical connection is simple. The power cord comes complete with a plug that fits into most dashboard cigar lighters. Both *Fuzzbusters* work on 12-volt positive or negative ground electrical systems with no modification necessary.

To set the sensitivity control, rotate it fully clockwise. The indicator will light up and a tone will be heard. Now, rotate the control counterclockwise until the light goes out and the audible tone turns off.

If the unit does not operate properly, check the indicator light. Remove the plastic lens from the front panel and replace the No. 47 indicator lamp. (A spare indicator lamp comes with the unit.) **R-E**

Triplet Model 60-NA Ruggedized VOM

THE TRIPLETT CORP., BLUFFTON, OH 45817, manufacturers of the *Series 60* ruggedized VOM's, have expanded the *Series 60* line by adding the *model 60-NA*, which sells for \$136.

The *model 60-NA* resembles the original *model 60* VOM, and possesses all the ruggedness of the earlier unit, but is designed for even greater versatility.

The *model 60-NA* has a total of 50 separate ranges. (I counted them!) You can read AC or



CIRCLE 80 ON FREE INFORMATION CARD

DC voltages and DC current on four handy meter scales of the 0-5, 0-15 type. Readings start at 0.5 volt, then proceed to 1.5 volts, 5.0 volts, 15 volts, etc. (Actually, there is a lower range; wait a minute.) The range goes to 500 volts and a multiplier switch doubles the full-scale reading on each range so that the top range is 1000 volts or 1000 mA. The first set of readings is at 20,000 ohms-per-volt, and doubled readings are at 10,000 ohms-per-volt. Extra scales for the 0-3 (0-1.5 volts doubled) and 0-10 ranges permit direct reading of these ranges. The AC voltage ranges are frequency-compensated from 20 Hz to 20 kHz.

For the other DC voltage range (0-0.15 volt, or 150 mV), simply set the range switch to the 0-0.5 DCMA position. The meter then becomes a 0-150 mV DC voltmeter. Set the

multiplier switch to $\times 2$ to move this reading to 0-300 mV.

Six resistance ranges start at $\times 1$, with a 6-ohm center scale, and go to a $\times 100K$ range at 100 megohms. This increased number of ranges makes the instrument more useful wherever high-value resistors are found. The high-resistance values can be read in the center half of the scale.

The *model 60-NA* has an improved accuracy of $\pm 1\frac{1}{2}\%$ of full scale on all voltage ranges; the AC accuracy is $\pm 3\%$ of full scale on all voltage ranges. A polarity-reversing switch on the panel works on both DC voltages and DC current, as well as on the ohmmeter. This switch is handy for transistor junction tests.

All the safety and construction features of the earlier *model 60* have been retained. This unit is drop proof; it will withstand an accidental drop from five feet onto a cement floor or even a deliberate drop, and there are no exposed metal parts on the case. Even the test-lead jacks are recessed so that no wires are exposed. The meter movement has a special suspension.

The *model 60-NA* is well protected electronically. A diode unit protects the meter movement. A $\frac{1}{8}$ -amp fuse and a 1.0-amp fuse, used in series with the inputs, insure that all ranges are as safe from damage as possible. Therefore, while you still can't read the AC line voltage on the $\times 1$ ohms scale, it will not affect anything except the $\frac{1}{8}$ -amp fuse.

A separate 2-amp fuse protects the instrument and the operator against damage if over-voltage blows the small fuses and arcs over the holders. This additional fuse is a special 1-kV, Bussman HVA-2 or Littelfuse 621002 fuse.

continued on page 24



**“HOBBY”
WIRE
WRAPPING
TOOLS**

ok wire wrapping center ok

ANOTHER UNIQUE PRODUCT DESIGNED, MANUFACTURED AND MARKETED WORLDWIDE BY OK MACHINE & TOOL CORPORATION	1  BATTERY WIRE-WRAPPING TOOL MODEL BW-630 \$34.95*
STRIP / WRAP / UNWRAP TOOL MODEL WSU-30  \$5.95*	ANOTHER UNIQUE PRODUCT DESIGNED, MANUFACTURED AND MARKETED WORLDWIDE BY OK MACHINE & TOOL CORPORATION
ANOTHER UNIQUE PRODUCT DESIGNED, MANUFACTURED AND MARKETED WORLDWIDE BY OK MACHINE & TOOL CORPORATION	3  WIRE DISPENSER MODEL WD-30-B THE DISPENSER WHICH CUTS AND STRIPS THE WIRE \$3.45*
DIP IC INSERTION TOOL WITH PIN STRAIGHTENER MODEL INS-1416  \$3.49*	ANOTHER UNIQUE PRODUCT DESIGNED, MANUFACTURED AND MARKETED WORLDWIDE BY OK MACHINE & TOOL CORPORATION
ANOTHER UNIQUE PRODUCT DESIGNED, MANUFACTURED AND MARKETED WORLDWIDE BY OK MACHINE & TOOL CORPORATION	5 WHAT'S? NEXT

* MINIMUM ORDER \$25.00. SHIPPING CHARGE \$1.00. N.Y. CITY AND STATE RESIDENTS ADD TAX.

OK MACHINE & TOOL CORPORATION
 3455 Conner St. Bronx, N.Y. 10475 • (212) 994-6600 • Telex 175091




**“HOBBY”
WIRE
WRAPPING
TOOLS**

CIRCLE 77 ON FREE INFORMATION CARD

The Sinclair PDM35.

A personal digital multimeter for only \$49.95



Now everyone can afford to own a digital multimeter

A digital multimeter used to mean an expensive, bulky piece of equipment.

The Sinclair PDM35 changes that. It's got all the functions and features you want in a digital multimeter, yet they're neatly packaged in a rugged but light pocket-size case, ready to go anywhere.

The Sinclair PDM35 gives you all the benefits of an ordinary digital multimeter – quick clear readings, high accuracy and resolution, high input impedance. Yet at \$49.95 it costs less than you'd expect to pay for an analog meter!

The Sinclair PDM35 is tailor-made for anyone who needs to make rapid measurements. Development engineers, field service engineers, lab technicians, computer specialists, radio and electronic hobbyists will find it ideal.

With its rugged construction and battery operation, the PDM35 is perfectly suited for hand work in the field, while its angled display and optional AC power facility make it just as useful on the bench.

What you get with a PDM35

- 3½ digit resolution.
- Sharp, bright, easily read LED display, reading to ±1.999.
- Automatic polarity selection.
- Resolution of 1 mV and 0.1 nA (0.0001 mA).
- Direct reading of semiconductor forward voltages at 5 different currents.
- Resistance measured up to 20 MΩ.
- 1% of reading accuracy.

Operation from replaceable battery or AC adapter.
Industry standard 10 MΩ input impedance.

Compare it with an analog meter!

The PDM35's 1% of reading compares with 3% of full scale for a comparable analog meter. That makes it around 5 times more accurate on average.

The PDM35 will resolve 1 mV against around 10 mV for a comparable analog meter – and resolution on current is over 1000 times greater.

The PDM35's DC input impedance of 10 MΩ is 50 times higher than a 20 kΩ/volt analog meter on the 10 V range.

The PDM35 gives precise digital readings. So there's no need to interpret ambiguous scales, no parallax errors. There's no need to reverse leads for negative readings. There's no delicate meter movement to damage. And you can resolve current as low as 0.1 nA and measure transistor and diode junctions over 5 decades of current.

Technical specification

DC Volts (4 ranges)

Range: 1 mV to 1000 V.

Accuracy of reading: 1.0% ± 1 count.

Note: 10 MΩ input impedance.

AC Volts (40 Hz-5 kHz)

Range: 1 V to 500 V.

Accuracy of reading: 1.0% ± 2 counts.

DC Current (6 ranges)

Range: 1 nA to 200 mA.

Accuracy of reading: 1.0% ± 1 count.

Note: Max. resolution 0.1 nA.

Resistance (5 ranges)

Range: 1 Ω to 20 MΩ.

Accuracy of reading: 1.5% ± 1 count.

Also provides 5 junction-test ranges.

Dimensions: 6 in x 3 in x 1½ in.

Weight: 6½ oz.

Power supply: 9 V battery or Sinclair AC adapter.

Sockets: Standard 4 mm for resilient plugs.

Options: AC adapter for 117 V

60 Hz power. De-luxe padded

carrying wallet. 30 kV probe.

The Sinclair credentials

Sinclair have pioneered a whole range of electronic world-firsts – from programmable pocket calculators to miniature TVs. The PDM35 embodies six years' experience in digital multimeter design, in which time Sinclair have become one of the world's largest producers.

Tried, tested, ready to go!

The Sinclair PDM35 comes to you fully built, tested, calibrated and guaranteed. It comes complete with leads and test prods, operating instructions and a carrying wallet. And getting one couldn't be easier. Just fill in the coupon, enclose a cheque (or \$) for the correct amount (usual 10-day money-back undertaking, of course), and send it to us.

We'll mail your PDM35 by return!

Sinclair Radionics Inc, Galleria,
115 East 57th Street, New York, N.Y.
10022, U.S.A.

To: Sinclair Radionics Inc, Galleria, 115 East 57th Street, New York, N.Y. 10022, U.S.A.

Please send me _____ (qty) PDM35's
@ \$49.95 plus \$1.05 postage and
insurance each.....\$ _____

_____ (qty) De-luxe padded
carrying case(s) @ \$4.95 each.....\$ _____

_____ (qty) AC adapter(s) @ \$4.95
each.....\$ _____

I enclose check/MO order made out to Sinclair
Radionics Inc (indicate total order value.
Add 4% sales tax for NYS deliveries).....\$ _____

I understand that if I am not completely satisfied
with my PDM35, I may return it within ten days
for a full cash refund.

Name.....

Address.....

City.....

State.....

Zip.....

sinclair

World leaders in fingertip electronics

CIRCLE 19 ON FREE INFORMATION CARD


JACK DARR, Service Editor of

Radio-Electronics®

reports on the

Oneida

NU-COLOR PICTURE TUBE RESTORER



Oneida Model 90A Picture Tube Restorer

ALL THINGS COME TO HIM WHO WAITS. I HAD TO wait for quite a while, but I finally found just the thing I needed: A new device, made by Oneida Electronic Manufacturing Company. This is their *model 90A Nu-Color* picture tube restorer. This device is designed to restore color to old picture tubes with one or more weak guns.

I had a trade-in Wards TV, with a picture tube so bad it had to be seen to be believed. The blue gun read almost normal emission; the green gun would come up to the bottom end of the BAD sector on the meter, and the red gun just barely wiggled the needle.

The *Nu-Color model 90A* is a plug-in device that is inserted between the picture tube and socket, like a brightener. However, it is *not* a brightener, at least in the usual sense of the word. Between its plug and socket is a little box with three color-coded slide controls, one for each color.

Starting with all controls at the OFF position, I plugged the *Nu-Color* in and turned the set on. As expected, the raster was a bright blue. I adjusted the controls of the *Nu-Color* and came up with a good-looking color-bar pattern. Twiddling the grey scale and the *Nu-Color* controls gave an excellent color picture. Reds saturated normally, with the color control all the way up and all other things looked very good! This device lives up to its claims and its name; it certainly did "restore the color" to this old dog.

As Oneida is careful to explain, the *Nu-Color* is not intended as a "cure-all" for color troubles, but it will help correct problems due to unbalanced picture-tube emission. The device can be installed and adjusted in the home with very little trouble.

this
device
lives up
to its
claims
and its
name...

JACK DARR

Order a
supply today!

FALL SPECIAL...Buy 6, get the 7th FREE
Write us direct or call your Oneida distributor for details
Offer expires Dec. 15th 1977

Oneida

ELECTRONIC MFG. INC.

P.O. Box 678, Baldwin Street Ext., Meadville, Pa. 16335 · Phone (814) 336-2125

CIRCLE 57 ON FREE INFORMATION CARD

EQUIPMENT REPORTS

continued from page 22

The fuses are easily accessible; just remove the battery cover from the back of the VOM. They are contained in spring-clip holders, together with spare fuses for each one.

One D-cell battery is used for the lower ohms ranges, and a 30-volt (NEDA No. 210) battery is used for the two high ohms ranges. Both batteries are accessible; the battery compartment, which is separate from the circuit board, is sealed to protect the rest of the meter from any possible leakage. (If you've ever had to clean up a VOM after a battery has leaked, you'll appreciate this feature.)

Several accessories extend the *model 60-NA's* ranges. The *model 10-C* Clamp-On Adaptor reads AC current. The *model 101* Line Separator allows you to read AC currents at any regular outlet. For DC current readings greater than the 1-amp range, a separate shunt adapter can be used. Currents up to 30 amps can be read. For DC high voltages, the *model 79-380* probe extends the range to 30 kV; for AC high voltage, the *model 79-381* probe gives 30 kV AC.


The instruction manual gives full details of ranges, scales (a useful chart on page 11 shows exactly how to read all those ranges), and calibration tests and adjustments. Four calibration adjustments are used on the 3-VAC and 150-VAC ranges, on the 50-mV range and on the μ A range. The mirror-scale meter movement has a 4.5-inch arc to eliminate parallax. The modular design of the meter makes it easy to repair in an emergency.

For minor troubleshooting, there is a built-in "confidence test." Just set the range switch to $\times 1K$, short the test leads and adjust the ohms scale to zero. Remove the slip-on test clip from the red lead and touch the test jack on the panel. The meter should read exactly half-scale; there is a small red block on the top scale for this purpose. If the needle stops inside this block, everything is OK.

The manual contains a few handy hints, such as: "Don't move the range switch without disconnecting the load." This protects the switch contacts from possible arcs, etc., and makes them last longer. This tough and accurate little instrument should provide full value for the money in long, dependable service.

R-E

Huntron Micro-Probes Telescopic Test Leads



CIRCLE 82 ON FREE INFORMATION CARD

THE LITTLE THINGS IN LIFE ARE ALWAYS IMPORTANT. You can have a fine, accurate and expensive voltmeter, but if you can't connect it to the circuitry you want to check, it's as much

use as an empty cigar box. So, in such a case, what can you use? The answer is—test leads!

I'm much impressed with something new—some ordinary-looking test leads called *Micro-Probes* that are manufactured by Huntron Sales, Inc., 15123 Pacific Highway North, Lynnwood, WA 98036. One lead is red and the other lead is black, but the similarity ends there. The lead tip is very sharp and consists of a well-insulated rod. You can telescope the tip to an extension of 2.75 inches beyond the end of the probe body. A locking collar holds the tip tightly in the desired position. The 1/4-inch-diameter probe body has a small collar that makes them easier to hold. The leads are made of 18-gauge *Superflex* wire, and can be terminated in any type of connector. Mine have banana plugs that fit most of my equipment.

Since so many TV sets have their transistors, resistors and other parts so tightly packed on the circuit board that only a small part of the lead is visible, a very long, thin test-probe is essential to check test points. Because a great many parts are always in the way, the probes must be very well insulated. The *Micro-Probes'* insulation covers all but the very end of the tip. This allows you to take readings between two adjacent IC pins on any two transistor leads, etc.

I've rigged some items to do this sort of job in the past, but none perform as easily and safely as the *Micro-Probes*. **R-E**

UCE, Inc., 245M Microwave Monitor

MICROWAVE OVEN LEAKAGE HAS LONG BEEN the subject of heated discussion. (I sometimes

think that more heat has been generated outside the ovens than inside.) To help settle the controversy, a compact, accurate leakage detector is needed.

UCE, Inc., 20 North Main St., Norwalk, CT 06854, has now produced a portable radiation detector, the Microwave Monitor *model*



CIRCLE 81 ON FREE INFORMATION CARD

245M, priced at \$49.95. This detector is no larger than the palm of your hand, and is completely self-powered, no batteries are needed. It is calibrated to 5.0 mW/cm² center scale, and levels as low as 0.5 mW can be read. The *model 245M* is factory-calibrated against a U.S. Bureau of Standards secondary standard, and certified by the manufacturer.

It is very simple to operate; even I did it right the first time. Just turn the oven on, remembering to put a glass of water inside as a dummy load. Now, holding the meter 2 inches (5 cm) from the door near the seals, move the meter all the way around the door. Any leakage will show up instantly. We checked it out on several units, including commercial ovens. The maximum reading was about 1.0 mW, which is well within safe limits. The standard maximum reading set by the U.S. Department of Health, Education and Welfare is 5.0 mW/cm².

The *model 245M* is self-powered; an educated guess is that it uses a microammeter with a 2,450-MHz detector circuit.

Microwave oven technicians would find this instrument very useful since it takes only 30 seconds to run a complete leakage test after repair and reassembly. The test results could even be noted on the statement. Even the concerned consumer could use this detector to check his own microwave oven for safety. It is reasonably priced, and with minimal care should last a long time. **R-E**

Audiovox MA-30 Electric CB/FM-AM-MPX Antenna

THE THOUGHT OF BEING ABLE TO REPLACE my factory installed AM/FM car radio antenna with a single antenna that will work on AM, FM and CB was like a dream. Come true. I could get rid of the magnetic CB whip on the roof, not have any antenna at all visible when parked on the street and still get good performance.

turn page

Big Little DMM

You get bench-size accuracy and performance with our new, hand held, 3 1/2-digit VOM. It's in a class by itself.

- Highly readable, field-effect LCD
- Semi-autoranging
- Fast, accurate response
- Small size, battery operated (ac optional)
- Low power consumption
- Built-in overload protection

See it at your VIZ distributor

VIZ Test Instruments Group of VIZ Mfg. Co.

335 E. Price St.
Phila. PA 19144



WD-751A
\$150.00

© VIZ
6721A

Formerly
VIZ
Instruments

You can pay more. You can pay less. But you can't buy a better FET VOM.

The ultimate VoltOhmyst®

- Measures AC or DC volts. 0.05V to 1500V.
- Current from 0.15mA to 1.5A
- Hi- or Lo-power ohms (R X 1 to R X 1 Meg, with pushbutton polarity reversal.
- Autopolarity auto-band mirror-scale meter with 3 color-coded scales, separate polarity-indicating meter
- AC or battery operation.

VV-534A
\$150.00



See it at your VIZ distributor


VIZ Test Instruments Group of VIZ Mfg. Co.

335 E. Price St.
Phila. PA 19144

© VIZ
6643 A

Formerly
VIZ
Instruments

CIRCLE 68 ON FREE INFORMATION CARD



CIRCLE 78 ON FREE INFORMATION CARD

For my car I was able to simply replace the existing antenna with the new one. In some models this may not be possible. The problem is the 14-inch long antenna housing that must go under the fender. So in some instances, the original antenna position is not the place for the MA-30. But aside from this, mounting and hookup is easy and goes quickly.

The MA-30 is equipped with a built-in safety relay that prevents damage or burnout to CB output transistors by allowing the CB to operate only when the antenna is at the correct height (fully extended) for proper SWR. There is a manual switch that adjusts antenna height for optimum AM/FM reception as well as a signal-splitting coupler with fine-tuning capabilities. For CB operation, a loading coil is provided at the top of the antenna.

The manufacturer states that the antenna can be mounted on either the front or the rear of the car. I mounted it on the front simply because it was more convenient for me. The unused rear-mount cable was just added to my stock of electronics supplies for future use.

Once installed (the antenna comes with a tunable coupler, front and rear mount cable, wiring harness, hardware, wrench, and instructions), hooked up to the CB and radio, and coupler tuned and radios adjusted, it really became the problem solver the package promised.

AM and FM reception were just as good as they had been with the factory installed antenna that came with the car. That includes FM stereo too. CB was just as good as it was with the magnetic roof mount I used to use. The only difference I could detect was some slight falloff on the top three channels 38-39-40, but it was so slight that it could have been my imagination. Besides, being able to completely retract that antenna and not having to open the trunk to dump the magnetic roof mount was worth it.

R-E

Sencore TF46 Super Cricket Transistor And FET Tester



CIRCLE 108 ON FREE INFORMATION CARD

SENCORE'S CRICKET TRANSISTOR TESTERS ARE familiar to us. The original was introduced quite a while ago, and it's still around. The latest in the line is the *model TF46 Super Cricket* made by Sencore, 3200 Sencore Drive, Sioux Falls, SD 57107.

The basic circuit is simple: The transistor is hooked up as a common-emitter low-voltage amplifier. Then, a signal is applied, and a special selector switch changes the leads to all of the possible combinations. When the correct combination is selected, the transistor amplifies and *inverts* the signal. A phase detector then opens a circuit that allows the signal through to the speaker, with a simultaneous readout on the meter.

Since practically all bipolar transistors will operate with the collector and emitter reversed, two selector-switch positions give a reading. To identify the correct reading, press the GAIN pushbutton. One position will show a very low reading, the other indicates a much higher reading. The selector-switch position that gives the high reading is correct and this also gives a beta reading of the transistor.

The selector switch has 12 positions: six positions on the left-hand side are for NPN and six on the right are for PNP. The dial is







PHILIPS



HICKOK

LEADER



Non-Linear Systems



FLUKE



DATA PRECISION

TRIPLETT

VIZ

formerly RGA



FREE VOM

Purchase \$400. or more and receive FREE this 20,000 ohm per volt Multimeter complete with test leads, battery, and carrying case.

Offer expires January 31, 1978



212-687-2224 **THE TEST EQUIPMENT SPECIALISTS**

TOLL FREE HOT LINE
800-223-0474

54 West 45 Street, New York, N.Y. 10036

ADVANCE ELECTRONICS

labelled in various combinations of RG Y to match the three red, green and yellow test leads. The pointer is marked EBC: when the right switch positions give you a reading, it shows the transistor is good and the leads are connected to the elements shown.

The model TF46 Super Cricket has an audible readout of the 2-kHz tone used for the test signal. It also has a good-sized meter for testing bipolar and FET transistor gain, etc., and for leakage readings, which should be made out-of-circuit for accuracy. The three test leads use handy color-coded miniature clips that can be connected to most transistors in-circuit if there is even a little bit of the leads showing. You can use a special three-pin probe hooked to the three clips to make in-circuit tests on the foil side of PC boards. The three pins are also color coded and very sharp to penetrate any board coatings.

The two banks of four pushbutton switches do not have to be used for the good/bad and lead-identification tests. After the reading, just leave the transistor hooked up; you can do everything else by switching. You can verify the correct hookup by simply pushing the GAIN pushbutton. The right position will show a higher reading. In a typical test, the reversed collector-emitter position showed a reading of about 3 and the right one showed a beta of about 75, which was correct for the general-purpose audio transistor being tested. Two pushbuttons to the left of the switch are used for either signal transistors or output (power) types.

Leakage can be read out-of-circuit for bipolar or FET transistors. Just press the LEAKAGE button. The meter is calibrated from 0 to

2,500 μ A for bipolar transistors (upper scale) and 0 to 50 mA for I_{dss} readings of FET's. In the correct "test" position, you read I_{cbo} , one of the critical leakages. By moving the switch to the remaining five positions, you can read all the other important leakage paths by pushing the LEAKAGE button! A chart in the model TF46 manual shows this. I checked my collection of bad transistors, and the results came out exactly right. (At times, I believe that I have more bad transistors in stock than good ones!)

For diode testing, connect the red and green leads to the diode and set the switch to the two DIODE positions on the dial; press the LEAKAGE pushbutton. A good diode will read high one way and low the other. The color of the leads indicates the cathode, which is very useful for identifying the invisible glass diodes.

The unit can also be used for matching dual-diode units, which can be valuable in sets with AFC, ACC, killer, demodulator and similar problems.

In checking FET's of all types, pushbuttons select either junction FET's or enhancement FET's. Dual-gate transistors can also be checked. All the possible FET leakages can be read using the method just described. Transconductance may be read up to 25,000 μ mho's.

When the unit is used to check SCR's, an unusual reading results. A good SCR will show a GOOD reading in one position as an NPN transistor, and another reading as a good PNP transistor! To check leakage, connect the red and green leads to the cathode and anode and run the diode leakage test. If the SCR does not leak, both positions will show no

leakage at all. If it is leaky, both will show high leakage.

To determine whether you are testing a bipolar transistor or a FET, run the lead-identification and gain test. If the GAIN check shows a reading of one high and one low the transistor is bipolar. If both positions of the selector switch show exactly the same gain reading, it is a FET. Source and drain can be reversed on practically all FET's.

The model TF46 is powered by six AA batteries for portability. For bench work, the model PA202 AC Power Adapter can be plugged into the back. This is helpful if NiCad batteries are used, since the adapter will recharge them so that the instrument is always ready to go into the field.

The model TF46 has a special circuit that ends your worries about leaving it on all night (or, in my case, over the weekend!). When you turn it on, a timer circuit starts; after it is on for 10 minutes, it turns itself off! Just push the ON/OFF switch to reactivate it. When the AC Power Adapter is used, this circuit is disabled.

A 250-page *Transistor Reference Book* is also available, listing over 25,000 transistors; a special FET section appears in the back of the book. Cross-references to most major replacement transistor lines are included. The listings show EIA and JEIA type numbers, basing, polarity, typical gain and leakage values, and whether the transistor is a signal or a power unit.

A kit is available that includes model TF46, model PA202 AC Power Adapter, model 39G85 Touch-Test probe, and the *Transistor Reference Book*. R-E


The 1980 Kenwoods.

The new KA-7100 integrated DC amplifier and KT-7500 tuner give you performance unheard of in other separate amps and tuners, as well as giving you performance and features that will remain elusive in receivers for quite a while.

The KA-7100 has the lowest total harmonic distortion (0.02%) of any integrated amp. The KT-7500 has two independent IF bands for optimum reception under any condition.

By 1980, their performance will be considered commonplace. Available to you now for the remarkable price of \$575* for the pair.

*Nationally advertised value. Actual prices are established by Kenwood dealers. Handles optional.



For the Kenwood dealer nearest you, see your Yellow Pages, or write Kenwood, 15777 So. Broadway, Gardena, CA 90245



Get This Heathkit Catalog



New GD-1110 Pinball Game

The incredible Bally Fireball® pinball game you've been hearing about now in low-cost easy-to-build kit form. One to four players can play this exciting game that's so challenging it's impossible to grow tired of. Solid-state electronics and computer technology replace much of the fallure-prone electromechanical devices found in other games. The GD-1110 is not a toy but a sophisticated pinball game that will give you years of fun and action.

Only \$599.95



New 5280 Series Test Instruments

Here are five new starter instruments intended for (but not limited to) the beginner. You'll be surprised at the features and performance these new instruments have. There's the IG-5280 RF Oscillator with 320 kHz to 220 MHz frequency range, the IM-5284 high performance multimeter that reads volts, ohms and DC current, the IT-5283 Signal Tracer for RF, AF and logic tracing, the IB-5281 RCL Bridge for design and experimentation and the IG-5282 Audio Oscillator with a 10 Hz to 100 kHz frequency range. And to power the 5280 series, you can build the IPA-5280-1 power supply. Only \$37.95 each

New CS-1048 Cruise Control

You'll appreciate the CS-1048 every time you take a long trip in your car. Just preset your cruise speed and the CS-1048 does the rest electronically. Maintains your car's speed, can help improve mileage too. Only \$79.95



New AR-1429 Stereo Hi-Fi Receiver

This year give symphonies, cool jazz, and the driving beat of rock with this stereo performer from Heath. 35 watts, minimum RMS, per channel into 8 ohms with less than 0.1% total harmonic distortion from 20-20,000 Hz. The AR-1429 is perfect for the budget conscious stereo buff who requires a high quality system. It has all the features of a high-priced receiver and the performance too. Phono hum and noise are -65 dB. FM sensitivity is 1.8 μ V. Provision for optional Dolby® FM module. Only \$319.95



New GD-1186 Digital Electronic Scale

Unique and functional truly describe the new Digi-Scale electronic "weighing machine". Big, bright LED's show your weight with more precision than normal scales and there are no springs or weights to compromise performance. The digital readout may be mounted on the wall or just about anywhere. Only \$99.95

New TO-1860 Heath/Thomas Organ

Microprocessor-based organ has nine preassembled and tested circuit boards for really easy assembly! Color-coded keys and coordinated music make learning to play a breeze. Single-finger chords, automatic rhythms and 17 different instrument voices add real versatility.

Only \$1749.95



Read more about these and nearly 100 other unique and exciting kit products—all in the big, new 104-page Heathkit Catalog.

CIRCLE 100 ON FREE INFORMATION CARD


www.americanradiohistory.com

of Top-Value Electronics!



New GC-1107 Digital Alarm Clock

A perfect kit for the first time kitbuilder. This super-accurate timepiece has an attractive blue four-digit display that dims automatically according to ambient light. It also has the features you need in a clock; 24-hour "smart" alarm, snooze switch, alarm-on indicator and power failure indicator. Only \$27.95



New Microprocessor Self-Instruction Course

Our EE-3401 Microprocessor Course (\$89.95) is your key to learning about microprocessors. Features Heath's famous individualized learning techniques to provide you with a thorough background in microprocessor operation, interfacing and programming. Accompanying software and hardware experiments provide "hands-on" experience with the companion ET-3400 6800 Microprocessor-based trainer (\$189.95).



New Heathkit Personal Computers

For the ultimate gift, there's a Heath Computer System. Destined to be the industry leaders, Heathkit computer products are the total system designs that excel in home, hobby, business and educational applications. Powerful software gets them up and running fast. Superior software, documentation and service support keep them that way.

- 1 H8 8080 8-Bit Digital Computer Kit
- 2 H11 LSI-11 16-Bit Digital Computer Kit
- 3 H9 Video Terminal Kit
- 4 H10 Paper Tape Reader/Punch Kit
- 5 LA36 DEC Writer II (Assembled)

Prices are mail-order net F.O.B. Benton Harbor, Michigan. Prices and specifications subject to change without notice.

FREE!

HEATHKIT CATALOG

Send today for the world's largest selection of top-value electronic kits!

Nearly 400 fantastic kits you can build. Electronic kits for everyone. Stereo hi-fi, television, amateur radio, auto accessories and much, much more.

Heath Company, Dept. 020-360



HEATH Schlumberger	Heath Company, Dept. 020-360 Benton Harbor, Michigan 49022
Please send me my FREE Heathkit Catalog. I am not on your mailing list.	
Name _____	
Address _____	
City _____	State _____
Zip _____	
GX-339	

CIRCLE 100 ON FREE INFORMATION CARD

IF YOU'RE NOT DESIGNING WITH A CSC PROTO-BOARD, LOOK AT ALL YOU'RE MISSING.

Utility—Models are available with or without built-in regulated power supplies (fixed or adjustable).

Economy—Eliminate heat and mechanical damage to expensive parts. Save money by re-using components.

Versatility—Use with virtually all types of parts, including resistors, capacitors, transistors, DIP's, TO-5's, LED's, transformers, relays, pots, etc. Most plug in directly, in seconds.

Durability—All Proto-Board models are carefully constructed of premium materials, designed and tested for long, trouble-free service.

Expandability—Proto-Board units can be instantly interconnected for greater capacity.

Visibility—All parts are instantly and easily visible, for quick circuit analysis and diagramming.


Speed—Assemble, test and modify circuits as fast as you can push in or pull out a lead. Save hours on every project.

Adaptability—Use in design, packaging, inspection, QC, etc. Works with most types of circuits, in many, many applications.

Flexibility—Use independently, or in conjunction with other accessories, such as scopes, counters, CSC Proto-Clip™ connectors, Design Mate™ test equipment, etc. One Proto-Board unit can serve a thousand applications.

Accessibility—All parts are instantly and easily accessible, for quick signal tracing, circuit modifications, etc.

Variety—A wide variety of models are available with capacities ranging from 630 to 3060 solderless tie-points (6 to 32 14-pin DIP's), to fit every technical and budget requirement.



Whatever type of electronic circuits you work with, you can do more in less time with CSC's solderless Proto-Board systems. As fast and easy as pushing in or pulling out a lead, you can design, test and modify circuits at will. Components plug into rugged 5-point terminals, and jumpers, where needed, are lengths of #22 AWG solid wire. In the same time you took to read this ad, you could be well on your way to assembling a new circuit. For more information, pick up your phone and call your dealer—or order direct.

CSC PROTO-BOARD SOLDERLESS BREADBOARDS

MODEL NUMBER	NO. OF SOLDERLESS TIE-POINTS	IC CAPACITY (14-PIN DIP'S)	MANUFACTURER'S SUGG. LIST	OTHER FEATURES
PB-6	630	6	\$15.95	Kit — 10-minute assembly
PB-100	760	10	19.95	Kit — with larger capacity
PB-101	940	10	29.95	8 distribution buses, higher capacity
PB-102	1240	12	39.95	Large capacity, moderate price
PB-103	2250	24	59.95	Even larger capacity, only 2.7¢ per tie-point
PB-104	3060	32	79.95	Largest capacity, lowest price per tie-point
PB-203	2250	24	75.00	Built-in 1% regulated 5V, 1A low-ripple power supply
PB-203A	2250	24	120.00	As above plus separate 1.2-amp +15V and -15V internally adjustable regulated power supplies

See your CSC dealer or call 203-624-3103 (East Coast) or 415-421-8872 (West Coast) 9 AM to 5 PM local time. Major credit cards accepted. Add \$2.50 for shipping and handling in the U.S. and Canada on direct orders of \$50.00 or less; \$3.00 for orders over \$50.00. On all foreign orders add 15% to cover shipping and handling.

CONTINENTAL SPECIALTIES CORPORATION



EASY DOES IT

44 Kendall Street, Box 1942
 New Haven, CT 06509 • 203-624-3103 TWX: 710-465-1227
 West Coast: 351 California St., San Francisco, CA
 94104 • 415-421-8872 TWX: 910-372-7992
 Canada: Len Finkler Ltd, Ontario
 Mexico: ELPRO, S.A., Mexico City, 5-23-30-04

© 1976 Continental Specialties Corp.
 Prices and specifications subject to change without notice.




Create 3D Scope Patterns

Build Optical Synthesizer

With you at the controls of this oscilloscope add-on, an enormous variety of seemingly three-dimensional traces can be displayed

WALTER SIKONOWIZ




ANYONE WITH A NEW OSCILLOSCOPE HAS observed a Lissajous figure, which is a line pattern that is generated by various harmonically related waveforms applied to an oscilloscope's X and Y inputs. This article describes an Optical Synthesizer that uses Lissajous principles to create seemingly three-dimensional figures of extraordinary beauty and intricacy. Front panel controls are provided that vary these figures and permit the user to create an enormous variety of effects. The cost of the Optical Synthesizer is approximately \$30.

About the circuit

The secret lies in summing together one low-frequency and one high-frequency Lissajous figure. The low-frequency Lissajous figure comprises a fundamental frequency f and its harmonic mf , while the high-frequency figure is defined by frequency components nf and pf . Here m , n and p are integers, with n and p both much larger than m . Imagine that the low-frequency Lissajous figure is a large circle and that the high-frequency figure is a small square. When the two are summed, as the electron beam rapidly traces small squares, it also slowly describes a large circle, resulting in a "doughnut" shape with a square cross section. The low-frequency Lissajous pat-

tern determines the overall shape, while the high-frequency figure defines the cross section.

A great variety of complex figures can be generated by changing the waveforms used and their phase relationships. Furthermore, if the high-frequency pattern is amplitude-modulated by a frequency qf ,



OPTICAL SYNTHESIZER has pushbuttons and rotary switch to select different patterns. Two potentiometers rotate the pattern about the vertical and horizontal axis.

in which q is some small integer, the cross-sectional area can be made to vary through space. To sum the two Lissajous patterns, the two X components and the two Y components must be summed independently. These two composite signals are then applied to the oscilloscope's X (horizontal) and Y (vertical) inputs, respectively.

How it works

The schematic diagram of the Optical Synthesizer is shown on Fig. 1. Transistors Q1 and Q2, and associated components comprise an astable multivibrator. The output of the multivibrator appears at Q2's collector, which drives IC1, a CD4024BE binary ripple divider. There are seven synchronized, harmonically related squarewaves that appear at IC1's output pins 3, 4, 5, 6, 9, 11 and 12. Pin 12 has the highest frequency signal (3840 Hz), and pin 3 has the lowest frequency signal (60 Hz). From pin 12 down to pin 3, signal frequencies are successively divided by two. This provides a set of even harmonics from which to construct the Lissajous patterns. Odd harmonics can also be used, although trying to obtain a more complete harmonic spectrum is more costly. Besides, there are sufficient harmonics to make an excellent Optical Synthesizer.

The squarewaves from IC1 must be shaped into waveforms that can be used to create Lissajous patterns. Six synthesized waveforms are shown at points A through F in Fig. 1. Triangular waves, formed by integrating the squarewaves, are available at points B, D and E. At points A and C the triangular waves have been clipped, but Fig. 2 shows that these waveforms are not only clipped but also

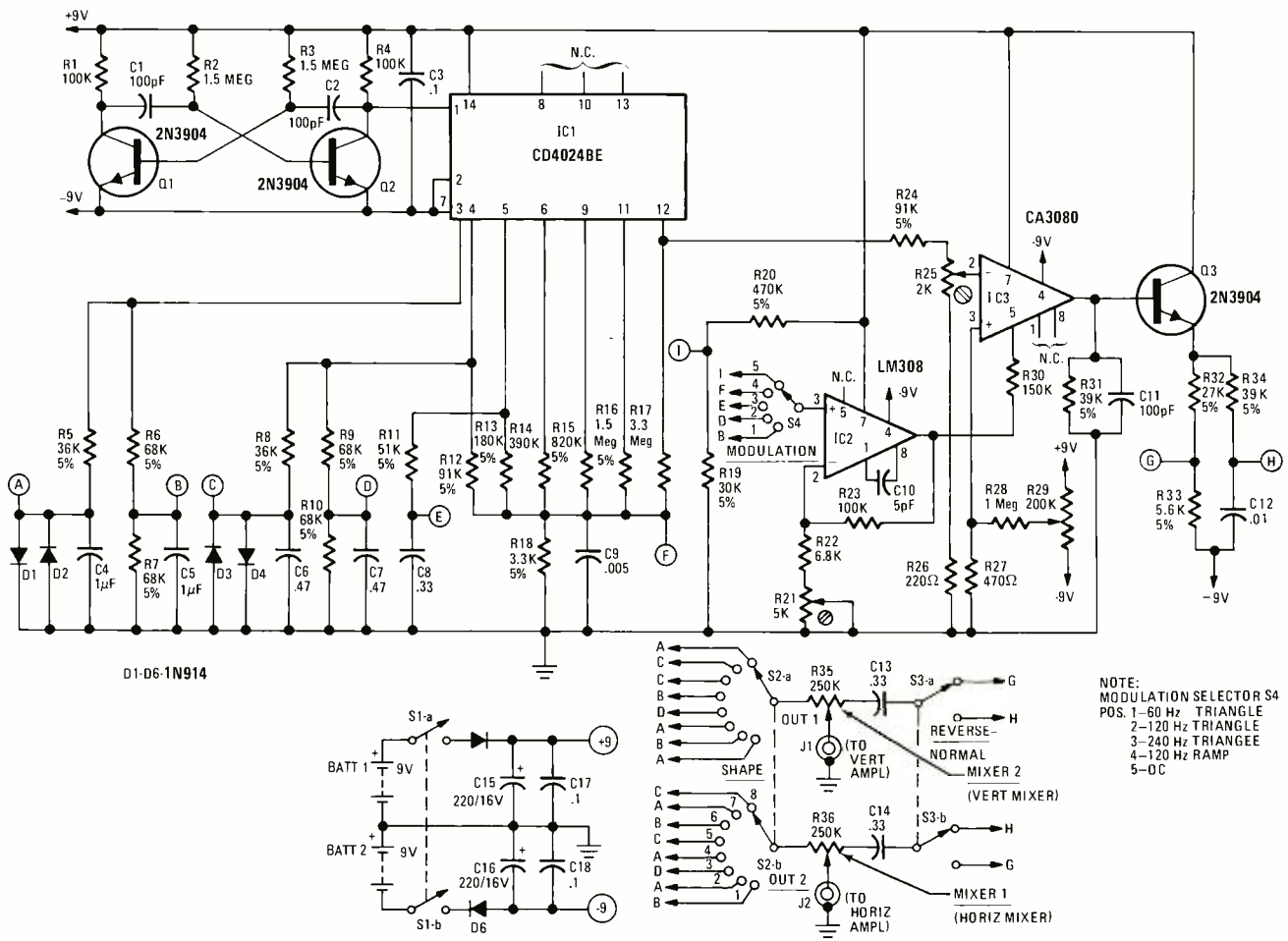


FIG. 1—OPTICAL SYNTHESIZER uses oscillators, mixers, waveshaping and phase shifting techniques.

PARTS LIST

All resistors are 1/2-watt, 10%, unless noted.

- R1, R4, R23—100,000 ohms
- R2, R3, R16—1.5 megohms, 5%
- R5, R8—36,000 ohms, 5%
- R6, R7, R9, R10—68,000 ohms, 5%
- R11—51,000 ohms, 5%
- R12, R24—91,000 ohms, 5%
- R13—180,000 ohms, 5%
- R14—390,000 ohms, 5%
- R15—820,000 ohms, 5%
- R17—3.3 megohms, 5%
- R18—3,300 ohms, 5%
- R19—30,000 ohms, 5%
- R20—470,000 ohms, 5%
- R21—5,000-ohm trimmer
- R22—6,800 ohms

- R25—2,000-ohm trimmer
- R26—220 ohms
- R27—470 ohms
- R28—1 megohm
- R29—200,000-ohm trimmer
- R30—150,000 ohms
- R31, R34—39,000 ohms, 5%
- R32—27,000 ohms, 5%
- R33—5,600 ohms, 5%
- R35, R36—250,000-ohm linear potentiometer
- C1, C2, C11—100 pF, polystyrene
- C3, C17, C18—0.2 μF, ceramic
- C4, C5—1.0 μF, paper or Mylar, 10%
- C6, C7—0.47 μF, paper or Mylar, 10%
- C8, C13, C14—0.33 μF, paper or Mylar, 10%
- C9—.005-μF, paper or Mylar
- C10—5 pF, polystyrene
- C12—.01 μF, polystyrene
- C15, C16—220 μF, 16-volt, electrolytic
- D1-D6—1N914 diode
- Q1-Q3—2N3904
- IC1—CD4024BE ripple divider
- IC2—LM308 op-amp
- IC3—CA3080 op-amp
- J1, J2—BNC or binding-post output jacks
- S1—DPST toggle
- S2—double-pole 8 position, rotary or pushbutton
- S3—DPDT toggle
- S4—single-pole 5 position rotary
- BATT 1, BATT 2—9-volt transistor batteries

- C9—.005-μF, paper or Mylar
 C10—5 pF, polystyrene
 C12—.01 μF, polystyrene
 C15, C16—220 μF, 16-volt, electrolytic
 D1-D6—1N914 diode
 Q1-Q3—2N3904
 IC1—CD4024BE ripple divider
 IC2—LM308 op-amp
 IC3—CA3080 op-amp
 J1, J2—BNC or binding-post output jacks
 S1—DPST toggle
 S2—double-pole 8 position, rotary or pushbutton
 S3—DPDT toggle
 S4—single-pole 5 position rotary
 BATT 1, BATT 2—9-volt transistor batteries

NOTE:
 MODULATION SELECTOR S4
 POS. 1—60 Hz TRIANGLE
 2—120 Hz TRIANGLE
 3—240 Hz TRIANGLE
 4—120 Hz RAMP
 5—DC

phase-shifted. Finally, there is a digitally synthesized staircase waveform at point F.

The low-frequency Lissajous patterns discussed earlier will have waveforms A, B, C and D as the X and Y components. For example, if waveform A is used as the X component and waveform B is used as the Y component, plotting the result on a piece of paper would show the Lissajous figure to be a parallelogram. Other combinations of A, B, C and D yield more complex and unusual images.

Only one high-frequency Lissajous figure is used in the synthesizer. This figure

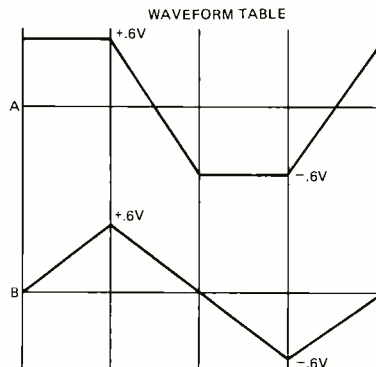


FIG. 2—PHASE RELATIONSHIPS between the 60-Hz signals at circuit points A and B.

is generated by amplitude-modulating the 3840-Hz squarewave (IC1 pin 12). This squarewave signal is fed via R24, R25 and R26 to input pin 2 of IC3, which is a CA3080 operational amplifier. The gain of IC3 is a function of the current passing through R30 into pin 5; this current is, in turn, a function of the voltage at output pin 6 of IC2, which is connected as a noninverting feedback amplifier. Operational amplifier IC2 is an LM308 chosen because of its low-supply current drain. The modulating signals, routed to the input of IC2, consist of triangular waveforms B, D and E;

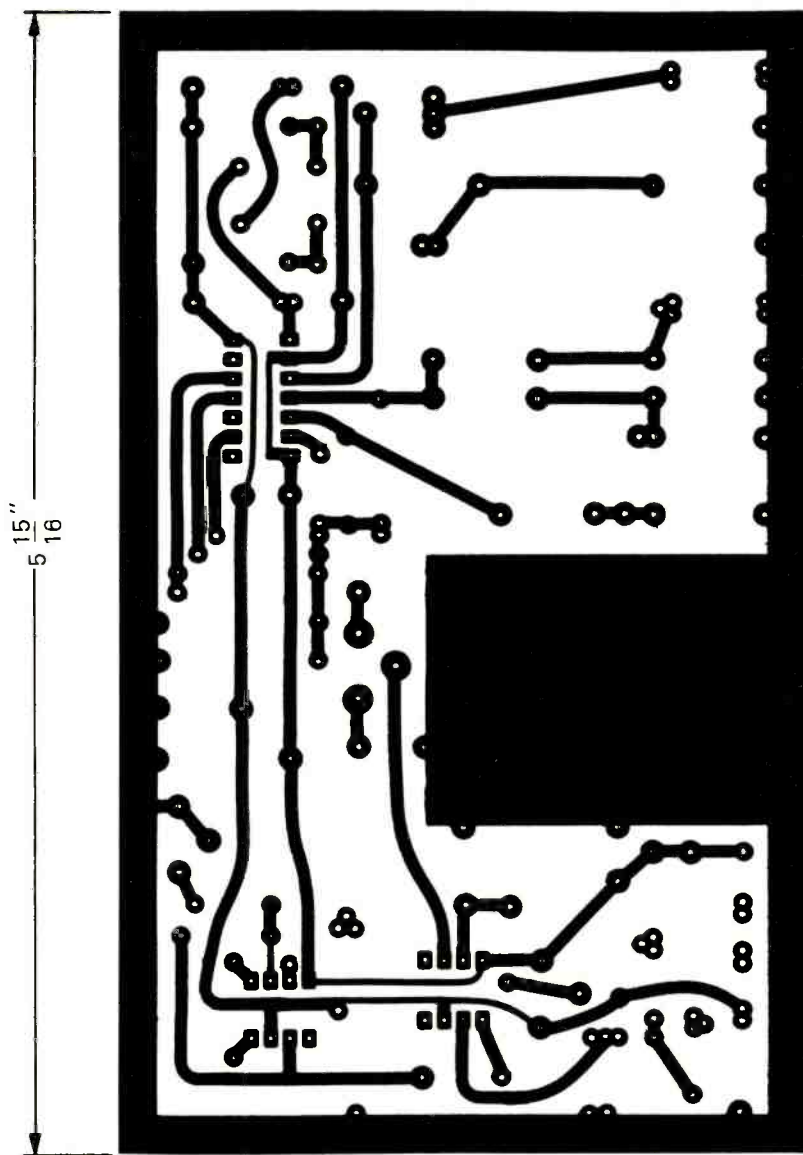



FIG. 3—FOIL PATTERN of single-sided board shown full-size.

staircase waveform F; and fixed DC potential I.

An amplitude-modulated squarewave appears at output pin 3 of IC3. When switch S4 selects the DC voltage from point I, IC3's output will be a squarewave of constant amplitude, i.e., unmodulated. Resistors R28 and R29 cancel IC3's input offset voltage. Capacitor C11, connected across R31, lengthens the transition times of the modulated squarewave in order to improve the display. In addition to being part of IC3's load, resistor R31 supplies bias current to emitter follower Q3. Transistor Q3 is necessary to reduce IC3's very high output impedance.

The load for transistor Q3 consists of R32, R33, R34 and C12. An amplitude-modulated, slightly rounded squarewave is available at point G, and at point H there is an amplitude-modulated triangular waveform. If modulation is constant and if points G and H are connected to the X and Y inputs of an oscilloscope, a rectangle with two rounded corners appears.



REAR VIEW OF FRONT PANEL shows pushbuttons, switches and potentiometers. Battery holder is formed from an aluminum strap.

Now, all that remains is the summation of the low-frequency and high-frequency Lissajous patterns. The Y components of the two figures are mixed in R35, while the X components are summed in R36. Capacitors C13 and C14 block the DC supply so that only AC signals are mixed. Switch S2, the SHAPE

selector, chooses various low-frequency waveform combinations, and switch S3 reverses the high-frequency signal connections. Output jacks J1 and J2 must feed high-impedance loads (1 megohm or greater) for proper mixing action, and although J1 connects to the vertical scope channel and J2 connects to the horizontal scope channel, the connections to the scope can be reversed. When the mixers are terminated with a high-impedance load, each output is the weighted average of the two input signals. All such input signals (waveforms A through G) have the same nominal 1.2-volt peak-to-peak magnitude. Therefore, the peak-to-peak output of each mixer remains a constant 1.2 volts as each potentiometer is rotated. This means that the area occupied by the display on the oscilloscope screen also remains constant, regardless of mixer settings.

Two 9-volt transistor batteries power the circuit. Diodes D5 and D6 protect against incorrect battery installation and, at the same time, slightly reduce the supply voltage since fresh 9-volt batteries may actually supply 10 volts. The diodes insure that the maximum supply voltage limit of IC1 is never exceeded, even with fresh batteries. Capacitors C15 and C16 provide a low-frequency supply bypass, and capacitors C17 and C18 provide high-frequency bypassing.

Construction

It is relatively easy to build the Optical Synthesizer, but you must be careful because any errors will be visible on the display. The safest procedure is to use a printed-circuit board. The foil pattern is shown in Fig. 3 and the component placement diagram is shown in Fig. 4. If you don't use a printed circuit board, it is important that you follow the layout shown in Fig. 4 as closely as possible.

A socket should be installed for IC1, which, since it is a CMOS unit, should be installed only after all soldering is completed. Furthermore, be sure to use a CD4024BE for IC1; devices with an "AE" suffix cannot supply enough output current. Install capacitor C10 as close as possible to IC2. Although most components mount on the PC board, capacitors C13 and C14 are wired point-to-point.

Pay attention to polarities for all IC's, transistors and diodes as well as electrolytic capacitors C15 and C16. In addition, do not confuse IC2 with IC3; the former is an LM308, and the other is a CA3080. For best results use 5%-tolerance resistors and 5% polystyrene capacitors where specified.

The front panel layout is not critical. Switch S2 in the prototype was a push-button unit that happened to be around at the time of construction. You can just as well use a rotary switch that will probably be more readily available and less expensive. Output jacks J1 and J2 should

match the oscilloscope connectors. Generally, these connectors will be either BNC or binding-post types.

Make a battery holder for BATT1 and BATT2 with a 16-gauge aluminum strap, bent to fit the battery dimensions. Use two fresh, high quality batteries. If the battery voltages are unequal, triangular waveforms B, D and E will not be symmetrical with respect to ground, and some signal clipping will result. While this sort of clipping may produce some interesting visual effects, battery voltages

frequency components produces interesting and sometimes dramatic changes in the display, depending upon the settings of the mixers and of S2.

When wiring mixer potentiometers R35 and R36, connect them so that their actions are similar. Wire them so that when each wiper advances fully counterclockwise, it directly contacts a low-frequency input. Advancing both controls together in a clockwise direction then causes the simultaneous increase in high-frequency content of both outputs.

potential at point I is applied to IC2. Adjust trimmer R25 so that the peak-to-peak voltage of the 3840-Hz squarewave at point G is 1.2. Since the potential at point G is always more negative than ground, set the vertical amplifier for a DC input signal. When a 1.2-volt peak-to-peak signal has been obtained at point G, check point H, where you should observe a triangular wave of the same magnitude. Now dial in the various modulating waveforms via S4, and verify that modulation occurs at points G and H. This completes the calibration procedure and the synthesizer is ready for use.

Using the synthesizer

The Optical Synthesizer is easy to use. First, connect the outputs to the X and Y scope inputs. After the scope has warmed up, center the dot on the screen. If you wish, remove the scope's graticule, as it can be distracting.

Set modulation selector S4 so that the IC2 input connects to point I. Turn both mixing potentiometers fully counterclockwise so that their wipers directly contact low-frequency inputs A, B, C or D. Now apply power to the synthesizer, and adjust the scope's X and Y sensitivity controls so that the image fills the oscilloscope screen.

Use the focus and astigmatism controls on the oscilloscope to obtain a sharp display over the entire screen. Use all eight positions of shape-selector switch S2 to obtain the four low-frequency Lissajous patterns plus their four reversed counterparts.

Set S2 so that there is a parallelogram on the screen, and rotate the scope's intensity control to maximum. Advance both mixers, stopping when you have some degree of three-dimensionality in the display. Next, dial in the various modulating waveforms via switch S4 to notice the effects. You can now experiment with the rest of the controls to note their effect on the display.

The mixers are the most important controls on the synthesizer, and careful mixing will yield many fascinating displays. The visual effects include a change in the size relationships between various parts of an image plus apparent rotations about two axes. As a display rotates, certain lines may coincide, causing the display to take on a whole new character.

As more of the high-frequency signal is mixed with the low-frequency signal, various sections of an image overlap. Consequently, the distinction between the overall shape of the image and the shape of the cross section is lost as a new pattern emerges.

When you have become familiar with the mixing procedure, you can create dynamic displays that twirl and change shape on the screen as the two mixers are slowly rotated. Experiment with the controls until you become familiar with their effects.

R-E

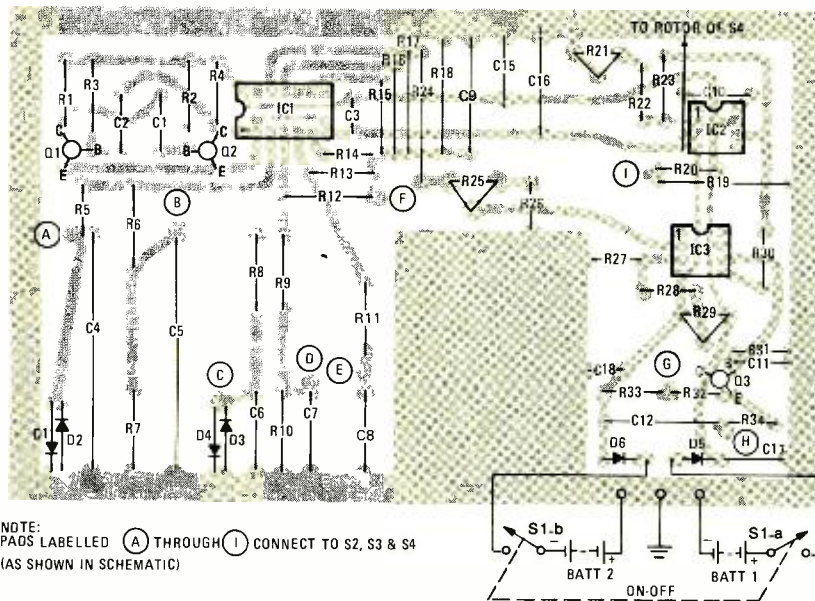


FIG. 4—COMPONENT PLACEMENT diagram for the PC board.

should be as equal as possible when the initial adjustments are made on the synthesizer.

Note how switch S2 is wired. One position of the switch may send waveform signal A to the vertical mixer and waveform signal B to the horizontal mixer, but the next switch position will reverse these connections. Such a connection reversal results in an image reversal on the screen. This doubles the number of possible displays. By means of switch S3, the high-frequency mixer inputs can also be reversed. Interchanging the high-fre-

Of course, the controls will usually be manipulated independently, but they are easier to correlate if the actions have a similar effect.

Calibration

After construction is complete, install IC1 and apply power. Use your oscilloscope to verify waveform signals A through F, which should all have a peak-to-peak amplitude of about 1.2 volts. Now, adjust S4 so that the 60-Hz triangular waveform B is applied to IC2. Attach a probe to IC2 output pin 6 and adjust trimmer R21 for the largest possible unclipped triangular waveform, which will have an amplitude of around 15 volts peak-to-peak.


Now, leaving S4 where it is, ground IC3 pin 2 using a short jumper lead. Attach your scope probe to IC3 output pin 6 and adjust trimmer R29 to eliminate the 60-Hz triangular waveform. You will probably be picking up some low-level, high-frequency signals at the same time. This pickup is unavoidable and should be ignored. After the 60-Hz triangular wave has been cancelled, disconnect the probe and remove the ground lead from IC3 pin 2.

Reconnect the scope probe to point G in the circuit. Set S4 so that the DC



PC BOARD is mounted vertically against rear panel and held in place with stand-offs. Trimmer adjustments are easily accessible.

Build This Test Meter



Measure Capacitance On A Digital Readout

Localizing troubles in electronics can be difficult when caused by off-value capacitors. This digital checker lets you pinpoint them quickly

JAMES VERNON

CAPACITORS ARE AMONG THE MOST COMMON components used in electronics today. They are also among the most difficult parts to measure inexpensively with any accuracy. Good capacitance measuring equipment is quite costly.

The digital capacitance meter described in this article can accurately measure any unknown capacitors (including electrolytics) from 100 pF to 1000 µF in three ranges; and it can be built for less than \$40. Just pressing a button gives an instantaneous digital reading of capacitance in microfarads.

A built-in overflow indicator tells you when the capacitor is too large for the scale used. You can easily modify the circuit to include four 5-volt NiCad AA batteries for portable operation.

How it works

The circuit shown in Fig. 1 determines the value of the test capacitor by measuring the time required to charge the capacitor to a predetermined voltage. When the TEST button is pressed, one-half of dual timer IC12 acts as a one-shot, activating the 100-kHz oscillator (the other half of IC12) while the test

SPECIFICATIONS

Range	100 pF - 1000 µF in three ranges A 100 pF - .9999 µF B .01 µF - 99.99 µF C 0.1 µF - 999.9 µF
Capacitor Voltage Rating	Any value above 4 volts DC recommended. (The 556 will charge the capacitor with 3 or 4 volts maximum.)
Accuracy	Depends slightly upon the quality of the internal components. Normally ± 5%; maximum error approximately 7%.
Cost	Approximately \$40 (including the power-supply circuitry).
Construction Time	Around two evenings.
Power Requirements	117 VAC (or an optional 5-volt NiCad pack). Drain: approximately 600 mA at 5 VDC (depending upon the size and type of the LED's used).

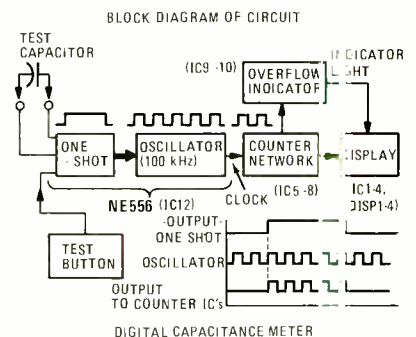


FIG. 1—CAPACITANCE METER measures the time required to charge a capacitor to a predetermined voltage. Waveforms show that the pulses from the oscillator are only fed to the counter IC's when the output of the one-shot is at a logic high level.

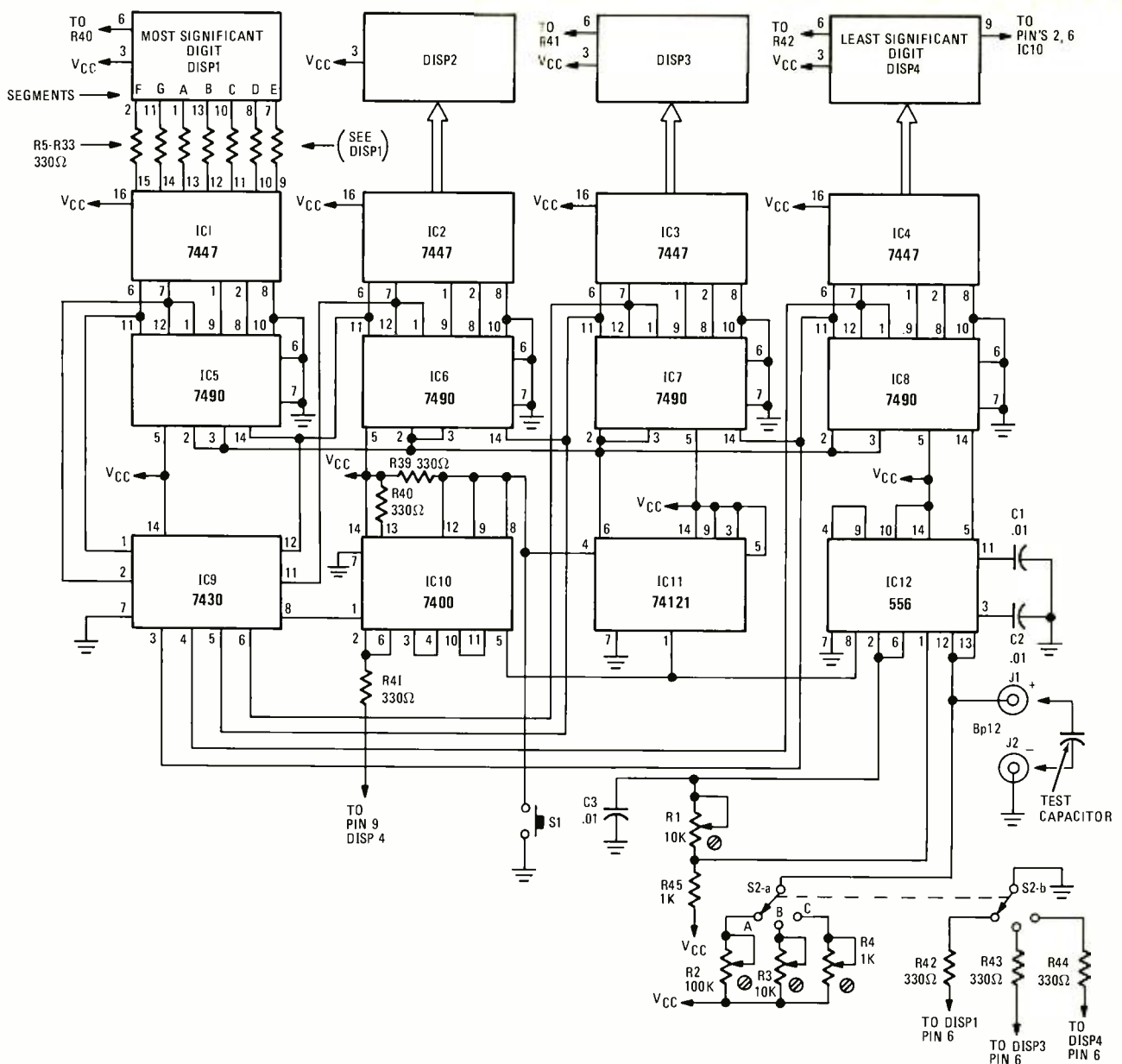


FIG. 2—CAPACITOR UNDER TEST is charged to V_{CC} through resistor selected by range switch S2-a. Overrange condition is indicated by the right-hand decimal point of the least-significant digit of the display.

PARTS LIST

All resistors ½ watt, 10%, unless noted.

R1, R3—10,000-ohm, 23-turn trimmer, 5% (Fairchild)
 R2—100,000-ohm, 23-turn trimmer, 5% (Fairchild)
 R4—1000-ohm, 23-turn trimmer, 5% (Fairchild)
 R5—R44—330 ohms
 R45—1000 ohms, 5%
 C1, C2—.01 μF , mica, 5%
 C3—.001 μF , mica, 5%
 C4, C5—1000 μF , 16-volt, electrolytic
 IC1—IC4—7447—7-segment LED driver

IC5—IC8—7490—decade counter
 IC9—7430—8-input NAND gate
 IC10—7400—2-input quad NAND gate
 IC11—74121—monostable multivibrator (one-shot)
 IC12—555—dual timer
 IC13—LM309K, 5-volt regulator
 J1, J2—banana jacks
 S1—momentary pushbutton SPST switch, normally open (Radio Shack No. 275-618, or equal)
 S2—2-pole, 3-position rotary switch
 S3—SPST toggle switch

T1—12-volt, 1.2-amp transformer (Radio Shack No. 273-1505, or equal)
 RECT1—4-amp, 50-volt, PIV bridge rectifier
 DSP1—DSP4—.3-inch, common-anode, 7-segment LED display (Radio Shack No. 276-053, or equal)
 Misc.—metal cabinet, 6¼ × 2¼ × 7¼-inches (Radio Shack); hardware; line cord; banana plugs and clip leads; optional heat sink for voltage regulator IC.

capacitor begins to charge. These 100-Hz pulses from IC12 are counted and displayed on the digital readout. Once the test capacitor is charged, the output of the one-shot drops low, causing IC12 to stop pulsing and the digital readout to

display the total count. This provides an almost instantaneous capacitance display that is accurate to four decimal places.

Switch S1, shown in Fig. 2, activates the pulsing oscillator and the one-shot multivibrator. Switch S2-a changes the

range of the meter in three steps from 100 pF to 1000 μF , while switch S2-b changes the position of the decimal point for a direct readout. Integrated circuits IC9 and IC10 detect a counter overflow and display the "overflow message" by

lighting up the fourth-digit left-hand decimal point. One-shot IC11 shortens the pulse from S1 to 40 ns for better reliability within the given test cycle. The power supply (see the circuit shown in Fig. 3) provides enough current to power the capacitance meter.

Build your own

The entire circuit, including the power supply, can be built on a 6 1/4 × 4 1/2-inch piece of perforated board. While parts placement is not critical, you may wish to follow the design shown in Fig. 4. Be sure to orient each IC correctly before inserting it into the circuit. The prototype was assembled in a 6 1/4 × 2 1/4 × 7 1/4-inch metal cabinet with a four-digit LED holder in the front. Drill holes for the display, line cord, all switches, optional heat sink and test button. The front binding posts are polarized (red is positive; black is negative) so that electrolytics and other polarized capacitors can be tested easily. Run the power cord for the capacitance meter through a hole in the back of the cabinet with a strain relief.

Wire-wrap IC sockets are very helpful during circuit construction. Although these sockets may cost a little more than standard solder sockets, they are worth the extra expense. All the IC's used in the capacitance meter are simple hobby components that can be purchased from most local electronics parts stores. Resistors and capacitors should be ±5% tolerance for better meter accuracy. Keep the wiring as short as possible (especially the external test leads from IC12) to prevent any stray capacitance from being picked up. No problems were encountered during construction.

Because the inexpensive pushbutton switch selected for the prototype meter gave many varied readings for a given capacitor, replacing switch S1 with a better switch significantly increased reading accuracy and repeatability. Actual circuit wiring took about two evenings and considerable time was spent carefully checking each pin against the schematic for correct connections.

Calibration

Use an ohmmeter to preset R1 (as closely as possible) to 6715 ohms. (Note: once R1 is set, it does not have to be adjusted again.) Preset R2 to 90,900 ohms, R3 to 9090 ohms and R4 to 910 ohms. Place a capacitor with a known value (5% or better) between the terminals, and, with the range switch set in position A (100 pF—1 μF), adjust R2 for an accurate readout when switch S1 is pressed. Follow the same procedure (using larger capacitors) for range-switch position B (.01 μF—100 μF) and range-switch position C (0.1 μF—1000 μF). A midrange capacitor calibrates the scale quite well. With quality components, the meter has an accuracy of ±5% to 7%.

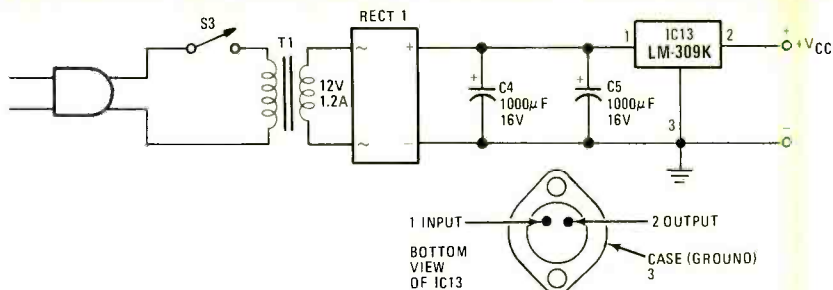


FIG. 3—POWER SUPPLY for capacitance meter. NiCad batteries can also be used for portable operation.




FIG. 4—PERFORATED BOARD and wire-wrapping was used to build the prototype.

The meter is now calibrated and ready to use.

Measuring capacitors

(Before testing an electrolytic that's been on the shelf or unused for several months, give it a quick ohmmeter check. But before you do, it is best to make sure the capacitor is discharged by shorting it. Then connect the ohmmeter test leads and watch for the needle to fly over to zero and then slowly rise and stabilize at a point up-scale. This is a rough indication of the capacitor's ability to hold a charge. If the needle stays on zero, the capacitor is shorted.—Editor)

The actual operation of the digital capacitance meter is straightforward. Connect an unknown capacitor to banana jacks J1 and J2 (with correct polarity, if known) and with switch S2—a set to posi-

tion A, press the test button. The value of the unknown capacitor will immediately be displayed in microfarads. If the overflow light goes on, change to the next higher range position and test again. This procedure insures that the right range is used for any size capacitor.

When testing an electrolytic capacitor, discharge it completely by shorting the leads before connecting it to the meter to prevent any circuit damage. A shorted capacitor activates the overflow light and all 8's should appear on the display. A capacitor of less than 100 pF still indicates .0001 μF on the lowest scale. When the meter is first turned on, a random number may be displayed. Each time switch S1 is pressed, the counters are automatically reset to zero, which clears the initial display and charges the test capacitor for a new reading.

R-E

Build

CB Switcher for Music Between Calls

CB radio and some other form of radio or entertainment audio are common in todays cars. This electronic switch lets you enjoy both while driving safely

GEORGE SANTE

ON THE ROAD TODAY, YOU HAVE A CHOICE of listening to the car radio or tape player or monitoring a CB channel. It is hard to do both simultaneously with any degree of satisfaction. When the car radio is turned up to a comfortable level, its volume may make you miss a weak, but important, CB transmission. If you turn up the CB volume and set the squelch for weak-signal reception, the radio will be drowned out by the almost continuous roar from the CB speaker. Also, if you want to make a transmission, you must

turn down the radio volume before keying the mike. All this distracts from your driving and can lead to an accident or a hazardous situation.

For safer driving and CB operating convenience, add this automatic CB Switcher to the equipment in your car. It lets you listen to the car radio or tapes and insures that you won't miss a weak CB call because of the radio's high volume. If you want to transmit, you don't have to turn down the radio. When a CB signal is received, the car radio is

muted and the CB radio takes over. Press the push-to-talk button on the mike and the radio quiets as the transmission begins. Release the pushbutton and you'll hear the radio if there is no reply to your call.

The circuit

The CB Switcher is basically an electronic-relay switching system that is actuated by either the RF output from your CB rig or the AF output from its speaker terminals. When the relays are ener-

PARTS LIST

All resistors 1/4 watt, 5%, unless noted.

R1,R2,R3,R4-10 ohms, 1 watt
R5-1 megohm
R6-10,000 ohms
R7-3300 ohms
R8-1000 ohms
C1-.001 disc
C2-.05 disc
C3-10 μ F, 6 volt, electrolytic

D1, D2-1N4001
D3, D4-1N914
Q1-2N4124
Q2-2N4126
RFC1-56 μ H, RF choke
RY1, RY2-12 VDC relay, 320 ohms, DPDT contacts
Misc.-Case, 2-lug terminal strip, wire, cable, coaxial connectors, hardware.

The following parts are available from Guardsman Electronics, Box 215, Brooklyn, NY 11207.

Printed-circuit board, \$3.00 postage paid.

Set of 2 relays, \$8.00 postage paid.
Complete kit, including case, \$14.95 postage paid.

Assembled unit, \$29.95 postage paid.

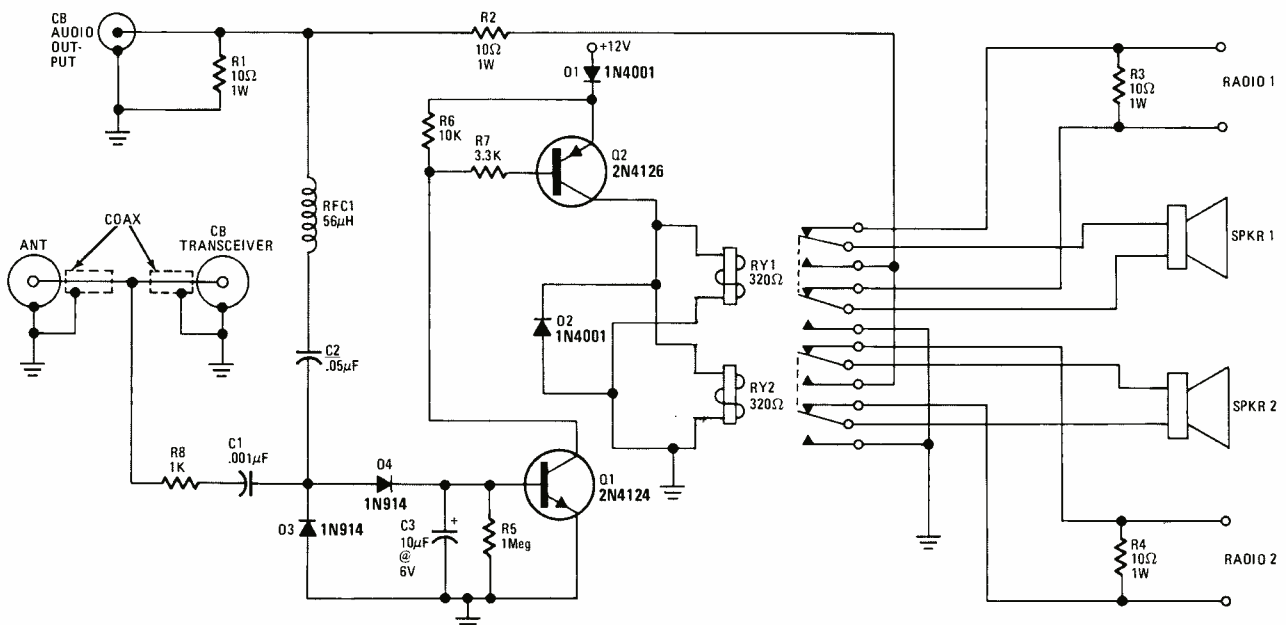
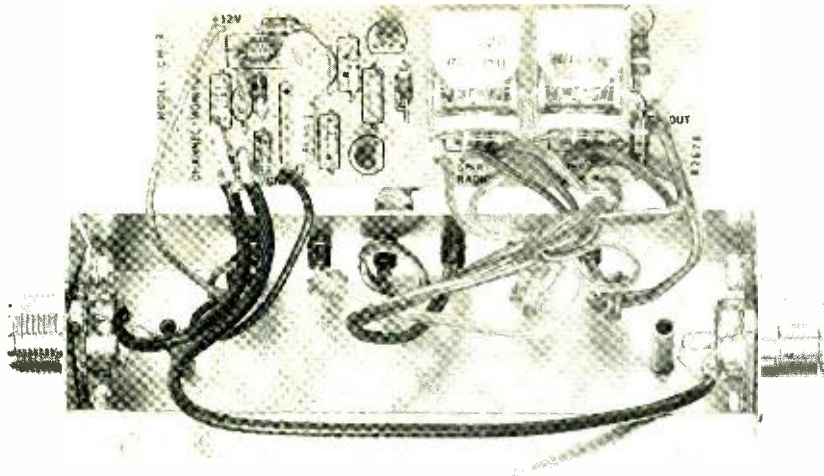


FIG. 1—CB SWITCHER has provisions for two speakers to switch a stereo signal source.



CB SWITCHER mounts in a 1½ × 1½ × 5-inch case. All connections to the CB switcher, except the two coaxial connections, are made via wires fed through grommets in the side of the case.

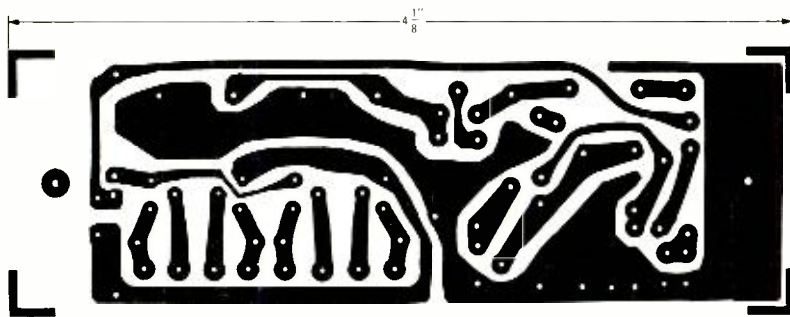


FIG. 2—FOIL PATTERN of PC board shown full size.

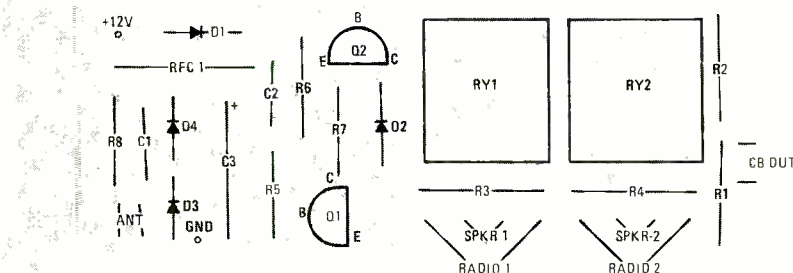


FIG. 3—COMPONENT LAYOUT.

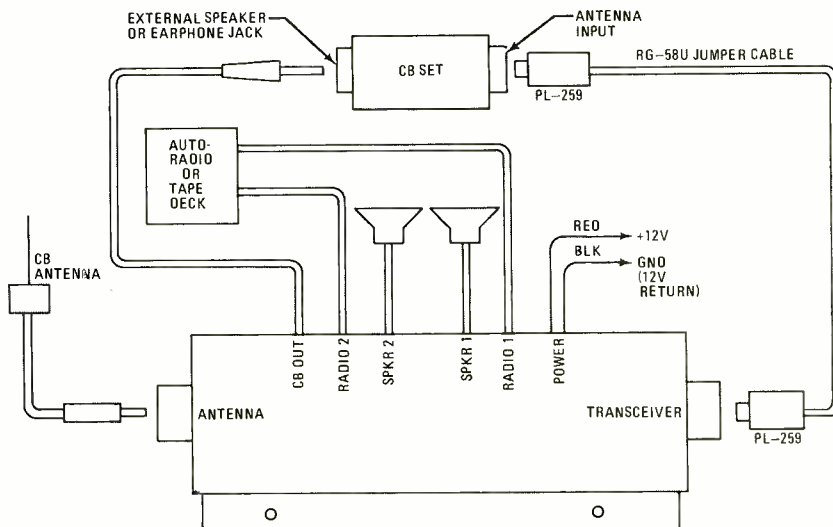


FIG. 4—INSTALLATION of the CB Switcher is straightforward. The volume control on the CB rig must be turned high enough to trigger the CB Switcher when a call is received.

gized, the car speakers are automatically disconnected from the radio and tape player and are switched across the output of the CB receiver. The schematic is shown in Fig. 1.

The antenna transmission line and a short length of coaxial cable from the CB transceiver are joined to connectors at opposite ends of the switcher case. Audio output from the CB remote speaker or PA speaker is fed into the switcher through a length of speaker-type audio cable. Similar leads connect the switcher relay terminals to the radio and tape-player outputs and their respective speakers in the car.

The radio and tape-player speakers are connected directly to their speakers through the normally closed contacts on relays RY1 and RY2. When a CB call is received, a portion of the audio signal is rectified by D3 and D4 to develop a DC control voltage that is applied to Q1 and Q2 to energize the relays. When the relays pull in, the car speakers are switched to the CB receiver. Similarly, when you press the mike button to transmit, a portion of the RF is rectified by D3 and D4, again energizing the relays to mute the car radio.

Construction

The switcher is simple and easy to build. Its handful of parts mount on a single-sided PC board. The foil pattern is shown in Fig. 2 and Fig. 3 shows the component layout. The switcher, when supplied as a complete kit, comes in a metal case, 1½-inch square and 5-inches long. Coaxial cable fittings are on the ends, and connecting leads are brought out through grommets on the rear of the case, as shown in Fig. 4.

When all parts have been mounted on the PC board and you are ready to mount it in the case, solder on the connecting cables and run them through the correct holes in the rear of the case. Be sure to install the board with the components facing the inside of the case.

Installation

You will have to make slight modifications to the CB rig as well as to the car radio. (The CB radio won't need modification if it has either an external speaker jack or terminals for a PA speaker.) The car radio modification involves only the loudspeaker connections. Disconnect the speakers and reconnect them through the switcher, as shown in Fig. 4. Connect the switcher 12-volt power lead to a switched 12-volt point in the CB rig so that the switcher is on only when the CB is on.

With the CB squelch properly set and with both the CB set and car radio turned on, you should hear the car radio only—until a CB signal comes in. Now, the car radio is quiet and the CB transmission is heard through the CB speaker and the car radio speaker. Pressing the mike button instantly mutes the car radio. **R-E**

Beyond The Basics

CB TEST INSTRUMENTS

The rigid electronic standards set for CB radios make it imperative that you use test instruments that are highly accurate while being designed for speed and convenience in servicing. Here are some you should consider

FOREST BELT

THERE ARE MANY INSTRUMENTS NOT mentioned in the November 1977 issue of **Radio-Electronics** in the special section on basic CB test instruments. You may wonder why they were omitted. Aren't they any good; don't you need them; and if they're not basic instruments, what are they?

Many of these other test instruments are highly useful and can save you much time and money. Some are specialized. They speed repairs and testing, and make particular jobs easier. Many instruments perform tasks or measurements you need only occasionally. However, do not overlook them because they are very useful when you do need them.

Others are general-purpose instruments, such as communications test sets for CB and other communications gear. Their chief attractions usually are their low cost, portability and, sometimes, versatility. Do not arbitrarily equate low cost with low quality; it may not be so.

Consider these other instruments in your quest for the ideal CB servicing setup because each has its distinctive usefulness. You should know what these instruments are and how they can help you make more money in your service operation, either at the bench or on the road.

CB test sets

CB test sets range from inexpensive units to more elaborate instruments. You should see various test sets before deciding which features could be most helpful on the bench or in service calls.

One unit, slightly more elaborate than

most, is produced by Lectrotech. The *model CB-40 Chanalyst* contains an RF wattmeter for AM (average-reading) or SSB (peak-reading) transmitter outputs. While power readings are part of any CB test set, not all can read on peaks so that you can measure SSB power.

A reversing switch sets up the instrument for VSWR (Voltage Standing-Wave Ratio) measurements. Some test sets require converting reflected power into VSWR; a scale on the *model CB-40* power meter handles that automatically.

This unique instrument offers a ready-made alternative to building a bench-test panel. Radio frequency metering takes place across an internal 52-ohm dummy load. A simple modulation scope parallels the RF-output metering. Thus, you can examine RF for unwanted oscillations and for modulation quality.


A switch selects either a sinusoidal or a trapezoidal modulation display. Old communications hands, especially hams, use trapezoidal modulation displays because they are easy to set up with a low-cost oscilloscope. The *model CB-40* lets you select whichever display you prefer.

The modulation scope sync is internal and automatic if you modulate the transmitter by holding its microphone near the small-speaker tone source. An audio generator—either a single-tone or a two-tone generator for SSB—sends a signal to a small speaker on the top panel. The signal also appears at banana jacks on the front, to modulate the transmitter directly instead of acoustically through the mike. This feature is important also for signal-injection troubleshooting in ci-

ther mike or audio stages.

Separate meters measure the audio output power from the receiver. Remember, for a 10-dB signal-plus-noise/noise (S + N/N) sensitivity measurement, you must arrange, with an RF signal generator, a 10:1 power ratio (10 dB) between audio-signal-plus-noise and noise-alone at the receiver speaker. The audio power meter has a dB scale to help you recognize the 10:1 power ratio.

The *model CB-40* contains RF connections for a frequency counter and RF generator. This interface comes in handy for bench work. Connect one coaxial cable from the *model CB-40* to the transceiver. The RF generator sends a signal



INDIVIDUAL METERS FOR EACH FUNCTION characterize Communications Power, Inc. transmitter tester.

to the transceiver. When you key the transmitter, the RF output switches the *model CB-40* to its transmit mode. Connections are made automatically to an external frequency counter, and to the RF power meter and modulation scope inside the *model CB-40*.

Other manufacturers produce multi-function CB test sets. Most are better termed *transmitter test sets*. For example, the Communications Power, Inc.



FIRST DIGITAL POWER METER was added to an in-line frequency counter in this Hickok instrument. Also includes automatic VSWR sensing, with display in digital numerals.

model WM1000 meter contains a wattmeter (for both average and peak measurements), a VSWR meter and a modulation meter. Each function has its own separate meter. Similar to this design are the Para Dynamics model PDC550 and model PDC600; the former is the smaller and more portable of the two units.



AUTOMATIC VSWR SENSING was pioneered in this Sencore instrument.

Hickok has a unique tester that's a digital frequency counter that can be hooked in-line with the CB antenna cable. A switch on the model 38 lets you measure RF power (peak or average) and displays watts digitally. Another switch position lets the instrument measure the VSWR, showing the radio digitally. Another version, the Hickok model 388, also measures modulation percentage.

The Sencore model CB41 uses push-buttons to test RF and SSB power, VSWR and modulation percentage.

Other simpler transmitter testers are sold by several CB manufacturers as accessories. However, insist on demonstrations, and don't hesitate to verify

readings against dependable, accurate equipment. After all, you must be able to depend on what your instruments tell you. An instrument you can't trust is worse than no instrument at all.



TRANSMITTER TESTER from Simpson Electric adds a relative field-strength meter to usefulness. Helps with antenna tuning problems. Unit also has power, VSWR, and modulation measurements.

Simpson, a manufacturer of high-quality multimeters, offers the model 440 Communications Tester. This instrument is a transmitter tester. One meter shows RF power; another meter lets you read either the VSWR or modulation percentage simultaneously.

Field-strength meters

The Simpson model 440 also contains a field-strength meter, labeled RFS (Relative Field Strength). The meter readings are not absolute. Raise a telescoping antenna and place the meter near enough to the transmitter antenna for a useful reading. If you move the model 440, the reading changes.

This function proves highly useful at times. Occasionally an antenna simply will not respond to ordinary minimum VSWR tuning. Set the field-strength meter near the antenna and do not move it. Then, tune the antenna step-by-step for maximum radiated signal as shown by the field-strength meter. If the reading goes too high, shorten the telescoping antenna on the meter. You always measure relative signal strength. A CB antenna or any other communications antenna radiates the most signal (the strongest electromagnetic field) when its length is exactly at resonance. *Do not use a field-strength meter to tune up a transmitter.* Use an in-line wattmeter connected to a dummy load, *never to an antenna.*

Several low-cost testers include a field-strength meter. It's easy to add to a simple wattmeter, if the meter movement is sensitive enough. Just a diode, a capacitor and a piece of wire for sensing are needed.

Dip meters

Ham radio operators who have de-



SOLID-STATE DIP METER from Heath can be built in one evening. Lets you test tuning and resonance in circuits not even under power. Acts as tunable absorption wavemeter to check harmonics from transmitters, oscillators, and the like.

signed their own station equipment use grid-dip meters, or their modern solid-state counterparts. CB technicians are seldom familiar with these instruments.

In its ordinary mode, a dip meter can test the resonance of a tuned circuit without any direct connection, and without power being applied to the circuit. The dip meter contains an oscillator and another meter to measure oscillator current. When the dip-meter coil is held near a circuit that is tuned to exactly the same frequency as the meter oscillator, inductive coupling loads-down the dip-meter oscillator, causing a reduction or dip in the current reading.

Here's one application. Tune the dip meter as accurately as possible to 27.185 MHz (use a frequency counter). Place the dip-meter coil near a CB antenna loading coil. Tune the antenna step-by-step, as usual. At resonance, the antenna absorbs energy from the instrument's oscillator and pulls the meter reading downward.

A dip meter can also act as an absorption wavemeter. Its action is similar to that of a field-strength meter, except that the wavemeter is tunable.

So, suppose you tune the dip instrument to 54 MHz and place the coil near the dummy load of a transmitter on the bench. Key the transmitter and tune the TVI filter for a minimum reading on the dip instrument. It is impossible to measure the amount of second-harmonic reduction this way, but the method assures that you have tuned the trap for a correct minimum.

Audio voltmeters

An audio voltmeter features high sensitivity—usually fractions of a millivolt RMS on a 1-mV range full scale. More important, its frequency response extends the reading accuracy to from 20 Hz to 1 MHz or more. (The AC ranges of an ordinary multimeter lose accuracy beyond 100 or 200 Hz.) The Motorola model S-1053C is called an AC Voltmeter, but it includes the audio voltmeter

specifications described in this article.

Because of these sensitive wideband specifications, most technicians think of an audio voltmeter in terms of hi-fi/stereo testing. However, this instrument works well in signal tracing and gain testing in microphone stages of transmitters.

The audio voltmeter can also be used in receiver sensitivity measurement. A 10:1 power ratio is similar to a 3.16:1 voltage ratio. Either ratio equals the 10-dB change you need between no-modulation and 30-percent modulation.

Here's a specific procedure, using the voltmeter instead of an audio wattmeter.

Feed a small amount of unmodulated RF signal (about 1 μ V) into a receiver, exactly on-frequency. Set the receiver volume control for 500 mV of noise at the speaker ($\frac{1}{2}$ volt). Next, add 30-percent modulation to the RF input, using a 1000-Hz tone. Note the new reading across the speaker. If the reading is less than 1600 mV (3.16×500 mV), increase the RF input level slightly; if the reading is more than 1600 mV, reduce the RF input slightly.

It may be necessary to work back and forth a time or two for an exact ratio of 3.16:1 between the noise-alone reading and the noise-plus-audio reading. But when you have accomplished that, you can then read the RF signal microvolts from the generator dial or meter. This reading is the 10-dB S + N/N sensitivity of the receiver.

Readings of 1 volt and 3.16 volts work as well. It's the *ratio* that counts because the specification standard requires a 10-dB difference.

With an ordinary digital voltmeter, the accuracy may be off at 1000 Hz. Most DMM's are calibrated for 60 Hz on the AC volts scale, and errors are not linear.

Capacitor testers

Some technicians refuse to test individual parts, except as a last resort. They will use a tube tester or an ohmmeter to check a tube or resistor and most use a transistor tester, but they rebel at testing a single capacitor. Yet certain capacitor faults show up most quickly on a good capacitor tester.

Sprague Products Co. makes the *model TO-6B, Tel-Ohmike Capacitor Analyzer*, which is a thoroughly up-to-date instrument. The *model TO-6B* is basically an R-C bridge, with an "eye" to indicate the null. This instrument measures capacitance from 1 pF to 2000 μ F. Special circuits accommodate the low-voltage capacitors found in solid-state equipment. You can measure the power factor of an electrolytic as well as leakage in any capacitor. Of course, an open capacitor reads minimal capacitance.

Heath has an R-C bridge in kit form, Continental Specialties Corp. also produces an R-C bridge, the *model DM-3*.


The *C-Meter*, built by ECD Corp., is

an autoranging digital-reading capacitance meter. You read values from 0.1 pF to 200,000 μ F on a $3\frac{1}{2}$ -digit liquid-crystal display. Battery operation and its small size make the *C-Meter* portable.

Hickok's *model 370 Deluxe Multi-meter* measures capacitance values from 500 pF to 10,000 μ F.

Transistor testers

No one is averse to testing transistors in-circuit since it saves time. Once a tran-



B&K/PRECISION CALLS THIS a lab-quality tester for measuring parameters of transistors and other semiconductor devices. Lets you set up exact operating conditions; even inject signals.

sistor is removed from the circuit it can be tested quickly with an ohmmeter. A forward-backward test of base-emitter and base-collector junctions gives a fairly valid assessment of whether a transistor can operate or not.

For in-circuit testing, there are many different sizes and designs of testers. The latest B&K/Precision catalog lists two quick-test versions, the *model 510* and the *model 520B*; the *model 501A* curve



SENCORE TESTER TAKES ITS "CRICKET" name from fact that instrument "chirps" to indicate good transistor. Several models let you measure parameters too.


tracer for use with an oscilloscope; and the *model 530* parameter tester. Hickok produces the *model 217* and the *model 215* for quick checks; the *model 440* curve tracer; and the *model 220* parameter tester. Lectrotech markets a *model TT-250* quick tester and a *model CT-1*

curve tracer (formerly the Jud Williams *model A*). Sencore helped pioneer audible quick-testing with the *Cricket* series, *models TF26, TF30, TF40* and *TF46*. The *model TF30* and the *model TF46* also measure parameters. Viz Manufacturing offers a *model WT-501A* transistor and diode checker.

Curve tracers quickly analyze the integrity of transistor transfer curves. You can tell whether a component is usable by the shape of the curve it produces on an oscilloscope face.

The test is really a matter of lines and angles. You don't care too much what the curve angle is exactly; that depends on transistor design. What you look for is a distinct and sharp knee where conduction begins. You should see fairly straight lines on either side of the angle. Any curved or twisted traces signify leakage.

Most curve tracers display a family of curves on the oscilloscope screen. Just make three connections to the transistor



VARIANT ON CURVE-TRACER IDEA, this Huntron Instruments device evaluates junctions with two-lead in-circuit test. Displays result on self-contained oscilloscope.

and actually observe "gain" curves.

The Huntron *Tracker* tests transistors and diodes in-circuit with only two test-lead connections. The results are displayed on a small oscilloscope contained in the instrument.

The *Tracker* is not exactly a curve tracer in the usual sense. It is provided with a two-lead connection so that it can analyze conduction and leakage qualities of one junction at a time. Just touch two probes across the base-emitter or the base-collector junction right in the circuit (down to 10 ohms of shunting resistance). The display lines bend if there is leakage, and the sharp knee rounds out if the beta or alpha is poor. To determine the test-connection polarity, just touch the probes across the diode or transistor junction and watch the oscilloscope screen.

Time and dollars

Your criteria for judging a test instrument should be: (1) Will it help me do a better job? (2) Will it make my job quicker and more profitable? If you can answer "yes" to either question, buy the instrument and learn to use it. **R-E**

ROUNDUP

Digital Clock Kits For Your Car

Part III

FRED BLECHMAN, K6UGT



APPLIED MARKETING LC-101. LCD readout visible in sunlight.



JAMES DIGITAL AUTO CLOCK with under-dash bracket mount.



THE HEATH GC-1093 has a bright, easy-to-read display.



JAMES ALARM CLOCK, with setting and seconds switches.

IN OCTOBER, WE PRESENTED AN OVER-VIEW OF THE ELECTRONIC clock kits for automobiles and included a comparison chart that showed characteristics of around thirty models. Last month we began covering individual makes in alphabetical order. This month we conclude the listing and this series of articles.

Jeff

On the plus side, this is a very simple clock circuit with a well-made, attractive fully assembled walnut wood-look case. The heavy red plastic faceplate and Masonite back panel make a sturdy enclosure, and would be a particularly good-looking addition to a recreational vehicle with a wooden interior. The finished clock is much smaller than the case, so a different enclosure could be used if overall size is important.

The circuitry is as basic as you can get, with no frills. The National MM5316 (or equivalent Fairchild 3817, which has brighter digits) is a clock IC with direct drive, so no resistors or transistor drivers are used to operate the FND503 digits. Also, since there is no multiplexing, RFI is at a minimum. The IC, however, runs very hot. In the unit I built, a 33-ohm half-watt resistor was used in the 12-volt input line to keep the MM5316 from overheating with the display on.

Fast and slow setting switches are included in the kit, as well as all the MM5369 crystal oscillator parts. The digits are ingeniously arranged so that the four decimal points are used as a colon between the hours and minutes digits, and as AM and PM indicators.

On the minus side, are the altogether too brief instructions (one sheet on one side). Adequate for a builder experienced in digital clocks, they would be pretty hopeless for a beginner. Although the assembly is not difficult, it requires a lot of patience. The two PC boards are designed so that 30 jumpers are required between them (although they are straight across), and the display board requires seven jumpers—all of which make an otherwise simple assembly a tedious job.

Also, there is absolutely no voltage transient or reversal protection, which could be provided by some diodes, capacitors and resistors. If you have a problem with false readings in your

car, at least add a 33-ohm 1/2-watt resistor and also add a 1000- μ F electrolytic capacitor between the ground and positive voltage input at the clock board.

It seems a shame that Jeff doesn't alert the builder to the many options available on this popular clock IC. With the addition of just one SPST or pushbutton switch from pin 32 to the positive voltage, and using the fast and slow set pushbutton switches provided, you could display and zero seconds, stop counting for precise time-setting, or reset the entire clock to 12:00:00 AM for use as a 24-hour elapsed timer! (Real time would be deleted.) This IC also contains alarm and snooze functions, as well as a 59-minute countdown timer ("sleep") with the addition of some other switches.

Perhaps by the time you read this article some of these "minuses" will be corrected. The kit has the basic ingredients for a "gourmet" van or motorhome clock, at a "diet special" price! Jeff, 3015 Eaton Rd., Cleveland, OH 44122.

National

This completely assembled and calibrated 12 VDC *Automotive/Instrument Clock Module* is available from Digi-Key (Box 677, Thief River Falls, MN 56701) with three pushbutton switches for \$24.95, while Radio Shack sells the same module, without switches and for the same price, as their No. 277-1003. Several other distributors offer this module without switches for the same or higher prices.

Two of the switches set the hours and minutes independently at a 1-Hz rate. Setting minutes zeros the seconds, although the seconds cannot be displayed. The colon blinks on for 1 second and off for 1 second. Accuracy is provided by an on-board 2.097152-MHz crystal timebase, adjusted to the proper frequency by National. The third switch turns on the fluorescent display when the ignition is off. Provision is made for variable dimming of the display by wiring to the parking light and dash-lamp control of your vehicle. However, Fig. 3 shows a simple way, (not shown in the module data sheet) to wire a SPST "bright-dim" switch without tampering with the vehicle light-

ing circuits.

This module can be packaged in a 3 × 2 × 1-inch plastic box (with the terminals sticking out the side), making it one of the smallest complete clocks reviewed in this article, and—since it requires only the addition of switches—the simplest kit. The bright blue-green display shows clearly through blue, green or yellow faceplates, but loses brightness behind a red lens.

If you'd like to mount this in a circular dashboard clock space, Enclosure Engineering, 3491 Butcher Drive, Santa

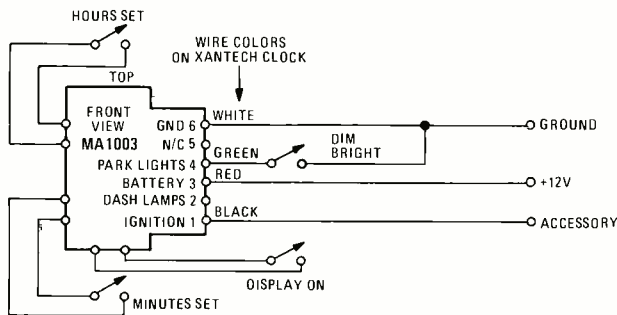


FIG. 3—NATIONAL MA1003 CLOCK display and time-setting switches.

Clara, CA 95951 will make you a bronze-colored plexiglas disc, cut to your required diameter and drilled to mount the *model MA-1003*, for about \$3. Write Robert C. Arp for details. National Semiconductor Corp., 2900 Semiconductor Dr., Santa Clara, CA 95951.

Nexus

This is a small but easy-to-assemble six-digit car clock with very bright red digits. The case is vacuum-formed into a tapered shape that roughly follows the shape of the PC boards, an attractive compact design. A ball-socket pedestal mount is included with the case to allow swiveling if desired.

Time is set by pushing a common straight pin through a fast-or slow-set pinhole in the bottom of the case! The display and clock boards connect together directly, and no switch wiring is required, making this one of the simpler kits to assemble. Two Zener diodes, a blocking diode, an inductor and two capacitors are included to provide excellent reverse and transient voltage protection.

Although the instructions don't point this out, you can choose either a 12- or a 24-hour format. As built, a 12-hour format is displayed. For a 24-hour display, cut the printed circuit path from pin 10 of the MM5314 to ground, and let pin 10 float. Be sure to use shielded wire in connecting this clock to your vehicle electrical system (some shielded wire is provided in the kit) or the RFI will be noticeable. Nexus Trading Co., Box 3357, San Leandro, CA 94578.

Optoelectronics

The *model 2001* is included in this report because several thousands were sold before the new *model 2001R* replaced it at the same price with a number of improvements. For example, *model 2001R* has a RESET switch and uses special tested MM5314's that reset after about 5 seconds to 0 00 00 in the 12-hour mode and 00 00 00 in the 24-hour mode. This allows it to be used as a 12- or 24-hour elapsed timer that counts by the second without retaining real time. In addition to the RESET switch, a HOLD-COUNT and DISPLAY-ENABLE switch are included. The HOLD switch lets you set the clock to the second; in the elapsed-time mode you can stop and restart without going back to zero. The DISPLAY-ENABLE switch lets you operate the display with the ignition off. In AC operation, this same switch blanks the display to save power!

The thicker .062-inch fiber glass PC boards are plated for easy soldering and are well made, with very cleanly drilled holes and sharp, clear white silk-screened parts layouts on royal blue boards. A separate small PC board is placed parallel to the cabinet-front time-setting access holes to make it easier to set the hours and minutes. The display PC board is single-sided,

has no jumpers, and greatly reduces the possibility of oversoldering under the digits (with hidden bridges) and the difficulties of unsoldering that existed with the previous two-sided PC display board. Circuitry changes include the addition of a 250- μ F filter capacitor at the reset pin of the IC and increasing the power-supply filter to 1000 μ F to provide better transient protection.

A high-quality mica-dielectric trimmer with zero temperature coefficient is used for trimming the crystal frequency. A diode has been added and the AC power circuit revised to blank the display when the AC power is interrupted and the backup battery is installed; this way the clock will keep running for days during power interruptions without losing time. With the original circuit, when a battery was used with AC operation, the display didn't blank with loss of AC power, and the battery would last only a few hours.

Optoelectronics has gone all out to make this kit complete and easy to build, with very good instructions, a detailed schematic and high-quality components and PC boards. Even the packaging of the kit parts is outstanding. The parts are logically grouped and sealed in separate compartments of two long 5-inch-wide polyethylene strips. You snip open each compartment with scissors as you need the clearly visible parts. That sure beats little paper bags and envelopes!


The *model 7005* was not yet available when this was written in May, 1977, but advance information provided at that time indicates this is a very versatile unit, based on the popular CT-7001 clock IC. It is the only design reviewed that has both a calendar and an elapsed-time function that retains real time.

The *model AC-1* AC power pack is available from Optoelectronics for operating any of their clocks from the 117-VAC wall plug. It sells for \$2.95, and can be used with any of the other clocks in this report that have a 12-VAC input. Optoelectronics, Inc., Box 219, Hollywood, FL 33022.


Quest

This clock, designed by Robert C. Arp, features a National Semiconductor preassembled and tested MA1012A four-digit 12-hour 60-Hz digital electronic clock module, complete with 1/2-inch-high readouts. An MM5639 crystal timebase is on a separate PC board. Two IC voltage regulators (12 volts for the clock circuits, 6 volts for the display), two diodes and three capacitors are wired to a terminal strip; a photocell and three resistors are mounted on the module. Only a few wires are necessary to interwire, making this a simple kit. The switches are miniature test-point jacks, mounted on the front of the optional standard gray case, which has plenty of room for the parts. Even three heat sinks are furnished with the basic kit, an outstanding buy for \$15.95.

The alarm option consists of a speaker, transistor, resistors and switches that attach to the module for a 24-hour repeatable alarm with snooze. The automatic dimming circuit, included in the basic kit, has a broad range and is effective in providing



INSIDE SABTRONICS SI-204 CLOCK (top).



S.D. SALES JUMBO CLOCK alarm option (top right).



SABTRONICS SI-204 PARTS.

good display contrast.

By the time you read this, Quest says that they will be using a PC board for the miscellaneous parts instead of a terminal strip. Also, a pushbutton switch will be added to display seconds, hold count, or reset the module to 12 AM for use as a 24-hour stopclock—all at no increase in price! Quest Electronics, Box 4430, Santa Clara, CA 95054.

Ramsey

The *model DC-7* is totally different in appearance and construction from the other mobile clocks. John Ramsey had a special die made for extruding these modern aluminum cases, and uses them for several of his clock designs. Also unusual is the fact that the buyer can choose five anodized colors at no extra charge. A red Polaroid faceplate is also included. Three single-sided PC boards are used in a compact assembly that slides into the end of the case. The three time-setting pushbutton switches mount in predrilled holes in the rear of the case at the other end, and matching colored tapered aluminum endcaps finish off the "space-age" look. The instructions are well written and illustrated, making the clock easy to assemble. The easy-to-follow schematic includes a well-written explanation of multiplexing, which should help considerably in troubleshooting.

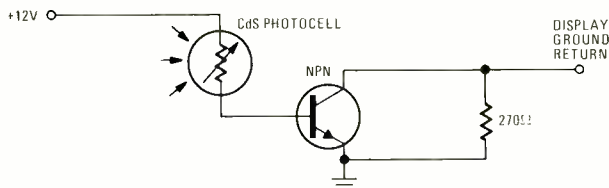


FIG. 4—RAMSEY AUTOMATIC DIMMER for any Fosket-type car clock.

The *model DC-11D* is a standard Fosket car clock with a unique dimmer option (see Fig. 4). A CdS photocell varies the forward bias applied to the base of a transistor, and that varies the resistance in the display ground return circuit. A 270-ohm resistor across the transistor provides a conducting path in complete darkness, for minimum display intensity. Component values for the dimmer have been selected to vary the intensity from full brightness in high ambient lighting to 50 percent brightness in the dark. This results in a relatively constant contrast (difference between display brightness and surrounding light). The clock is readable in bright surroundings, but doesn't shine like a beacon in the dark—this could be important in nightdriving!

The *model DM-1* Dimmer Adapter Kit is available from Ramsey for \$3. Instructions are detailed and well illustrated. Ramsey Electronics, Box 4072, Rochester, NY 14610.

Sabtronics

Although this is another basic Fosket car clock, a few extras are added even though the selling price is the lowest for a Fosket car clock. A HOLD switch is included, so that this six-digit clock can be set slightly ahead of the real time and stopped until the real time catches up to the clock reading. This may not seem important when you consider that all mobile clocks are inherently inaccurate by as much as several seconds a day—but why display seconds if you can't set them? By the way, any MM5314 IC can have this feature, by simply connecting a pushbutton, slide or toggle switch from pin 13 to ground.

The other plus is the way the components are packaged in sealed compartments of long plastic strips. You can easily check against the parts list and find what you need when you need it, without searching through many little polyethylene bags.

The instructions, which may be much improved by the time you read this, were considered "fair" rather than "good" only because of their poor reproduction, not their content. They contain all the necessary detail for anyone but a real beginner to assemble this clock successfully. Sabtronics International, Box 64683-R, Dallas, TX 75206.

S.D. Sales

Using a Mostek 50252 clock IC and a Bowmar 1/2-inch-high four-digit readout display, this design offers various options. Unfortunately, the instructions are somewhat confusing, some information is omitted, and the physical arrangement of the parts makes it a difficult to assemble and package. You get a lot of parts for the low price, and an alarm option is only \$1.50 more. Fortunately, the Optoelectronics *Cabinet II* mentioned earlier is an almost custom-made enclosure for this relatively large clock.

The display requires 40 straight-through short-wire jumpers to mate it to the display board, and 17 more wires, any length, are needed to join the display board to various scattered connection points on the clock PC board. Therefore, you can remote the display if you prefer. The clock board is large enough not to be crowded, but it contains 17 resistors, 14 transistors, seven diodes, two large electrolytic capacitors, one trimmer capacitor, a 3.58-MHz crystal, a small capacitor, the clock IC and three more IC's used for the crystal oscillator and who knows what else, since they're not shown on the schematic. It's not exactly a simple clock!

Once built, it operates nicely and even has automatic dimming.

If you like wiring, lots of parts, versatility and custom-packaging, this might be your favorite clock; if you like simplicity and small size, you'll hate it! S.D. Sales Co., Box 28810, Dallas, TX 75228.

Tonitron

Tonitron is the only source found in this survey for units that combine a mobile clock with radio converters. For example, *model TC-73* (\$56.50) has an FM converter in the same cabinet as the *model TC-76* clock. A horizontally moving LINC is used as a dial indicator when tuning FM stations on your AM radio (at a fixed spot on the AM dial). The *model TC-74* (\$51.95) CB converter uses a switch to feed CB signals to be lined in on the AM radio dial; *model TC-75* (\$48.95) works the same way for listening to weather stations on an FM radio. The basic *model TC-76* clock can display seconds, has a bright/dim switch and can be used as an elapsed timer without retaining real time. Tonitron Industries, Box 2251, Elkhart, IN 46514.

Xantech

A beautiful example of product styling, this unit is a standard National *model MA1003* clock module in an attractive case, with three front-mounted minipushbuttons to set hours and minutes and command the display with the ignition off.



APPLIED MARKETING VC-502 in dash-mounting.



APPLIED MARKETING LC-101. LCD readout visible in sunlight.

Xantech is in the premium van, recreational and marine accessory business, and this black plastic case with walnut vinyl trim has a lot of class. The gimbal mounting permits the clock to swivel completely around as well as up and down. The four leads allow you to wire it to the dashboard dimmer switch—or you could use Fig. 3 to connect it with a bright/dim switch.

The dashboard version is identical except for a case designed for that purpose.

This clock was seen for sale at a large auto supply store and a recreational vehicle accessory outlet for \$39.95. Xantech Corp., 13038 Saticoy St., North Hollywood, CA 91605.

R-E

a nonrepetitive stream of over one million bits.

The code-breakers, however, have used computer-assisted cryptanalysis to prove that what is not purely random can be fairly quickly broken. Today, the problems of secure data transmission between computer centers and terminals are the latest chapter in a story as old as recorded history itself.

Microcomputer-based cryptography

Even the most basic microcomputer, combined with an ASCII keyboard input

TVT modifications

The 512-character memory of the original TV Typewriter is adequate for most cryptograms. Even 256 characters are sufficient for the majority of these puzzles, and 128 will work for most of the "recreational cryptopuzzles."

You need some sort of "store and compare" circuit. This permits a character that will be replaced to be temporarily stored and compared with the other characters in the memory, one step at a time. When a match is made, then the character in question is replaced by an-

"*THERE KU CVL THER LVE*". Although there isn't much firm statistical information in this brief fragment, you can feel reasonably confident in substituting K = I, U = S, C = A, V = N, and L = O, giving "*THERE IS ANOTHER ONE*."

The trial decipher process can be considered an "examine and replace" logic routine as follows: "Does memory location 1 = A? If yes, replace location 1 with B and go to the next location. If no, go on to the next location. Continue until the nth location has been examined." The basic flow chart is shown in Fig. 2.

The hardware for this TV Typewriter routine consists of a 74174 hexlatch for storing the character to be replaced, and an 8160 6-bit comparator, for determining whether the particular character in the memory being examined is the same as in the hexlatch. The general circuitry is shown in Fig. 3.

Operation

To encode a message, first clear the screen, leave a few blanks and write in the normal alphabet from A to Z. On the next line, directly below, type in the cipher alphabet. Having then written in the message and checked it for accuracy, home the cursor and turn off the WRITE ENABLE.

The choice of an enciphering alphabet is up to the user and his correspondents. In hobby-type cryptography, generally no plain letter is represented by itself in the ciphertext. Two typical cipher alphabets are shown below:

- Plain:** A B C D E F G H I J K L M N, etc.
- Cipher:** Q W E R T Y U I O P A S C F, etc.
- Plain:** A B C D E F G H I J K L M N, etc.
- Cipher:** Z K R Y P T I C A B D E F G, etc.

Notice the key word, *kryptic* in the second cipher alphabet. Sometimes the plain alphabet is keyed; sometimes both alphabets are keyed. It is only necessary that letters not be repeated. Some solvers consider recovering keywords as interesting as solving the message itself.

To encipher "A," depress the A key on the keyboard, while briefly engaging the WRITE key or switch. Now press the Q, Z, or whatever key the cipher equivalent represents, and activate the CLEAR switch. This should cause every A on the video display to be replaced by Q, Z or equivalent. Similarly, proceed down the alphabet to Z (assuming the message has a Z in its text), noting that each plain letter is replaced by its cipher equivalent.

Decoding is similar. For accuracy, again just write in the plaintext and cipher alphabets, one above the other, before entering the message. When you have finished replacement, there should be two normal alphabets above the plaintext message, which will serve as a check that all the cipher letters have been processed.



FIG. 1—SECOND ZODIAC MESSAGE of 1969 contains the identity of the killer.

and a video display output, can perform many cryptographic functions, including encoding, decoding and cryptanalysis. Such things as FORTRAN or BASIC compilers and line printer outputs for hard copy, while useful accessories, are not really necessary for the beginner to try cryptography.

As a matter of fact, a slight modification to the TV Typewriter circuit (see **Radio-Electronics**, September 1973 issue) will permit the device to code and decode simple substitution-cipher messages, and to make trial decipherments for a wide variety of other substitution-type ciphers.

other one by depressing a selected key on the keyboard.

For example: Consider "XYZQZ KU CVLXYZQ LVZ . . ." Noting that Z occurs rather frequently, you could substitute E, the most common letter in the English language. First Z is keyed into the temporary memory, then the memory is scanned, with the replacement E keyed in. Every time a Z is encountered in the cipher-text, it is replaced by E. This results in the displayed text now appearing as: "XYEQE KU CVLXYEQ LVE . . ." The location of the two E's in the first word suggests "there." Substituting X = T, Y = H, and Q = R yields

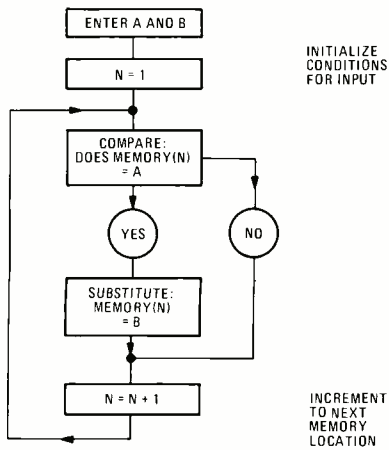


FIG. 2—FLOW CHART for substituting letter B for letter A in a memory of N letters.

Cryptanalysis

The following suggestions can help in the solution of simple-substitution cryptograms:

1. Frequency count: The letter "E" is the most common in the English language. The other vowels, except for "U," show a high percentage as well. For standard English, the precedence is: E T A O I N S H R D L U C P F M W Y B G V K Q X J Z.
2. Single letters are almost always A or I.
3. Vowels and consonants tend to alternate, as E-R-E, D-A-N, etc.
4. Certain letters tend to form reversals: ER-RE, ES-SE, ED-DE, etc.
5. Two- and three-letter combinations (called di-grams and tri-

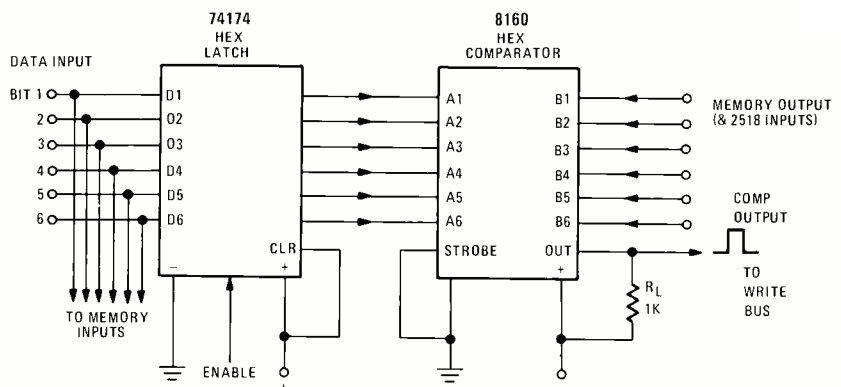


FIG. 3—EXAMINE AND REPLACE circuit for the TV Typewriter.

grams) have their own frequency-count precedence, such as TH, HE, AN, IN, ER, RE, ED, EN, THE, AND, ION, ING, ENT, ARE, FOR.

6. Letter patterns help: when V-W-X-X-V-Y suggests L-I-T-T-L-E, and Q-K-Y-G-Y, the commonly used T-H-E-R-E.
7. Word patterns are also useful. If XYZ appears frequently, it may well be THE, and WM XYZ or JU XYZ might turn out to be IS THE, or OF THE.

When writing in a trial solution, try to avoid confusing cipher letters for plaintext trial letters. If the cryptogram contains E, T, A, I, etc., replace these at the start with numerics, like 1, 2, 3, 4, etc. With the 63-character set available on the original TV Typewriter and most similar sets, transpose the cryptogram's letters into nonalphabetic numeric characters. For example, if you make a frequency count of the cryptogram and

find that X, I, V, Z, and O are the highest, then they and the others can be replaced by:

X	I	V	Z	O	T	Y	A	B
1	2	3	4	5	6	7	8	9

The problem can also be eliminated by having an upper- and lower-case character set. It also helps to have the original ciphertext permanently on view. This can be done by writing in the trial decipherment letters *under* the cryptogram letters as follows:

XYZQZ	KU	CVLXYZQ	LVZ
THERE		T	HER E

The circuitry requires some additional IC's; but in cryptograms of under about 250 letters (and spaces), it eliminates lengthy keyboard rewriting when the cryptanalysis becomes hopelessly garbled. **R-E**

Digital clocks and watches win places in design show

The second annual Design and Engineering Exhibition, held in Chicago this summer, selected among its exhibits two Zenith electronic time-display devices, among the 83 consumer electronics products exhib-



"BILLBOARD" AM/FM CLOCK RADIO, the Zenith J465W, presents a design innovation, the "billboard" mounting, in clock radios. Placement of the display and the large illuminated numbers make the clock readable even across a room.

ited for their innovative design.

"Billboard styling" is introduced in one device, the *Billboard* electronic digital clock radio. Among other features, the clock includes an alarm display that indicates the exact minute to which the alarm is set. A power reserve feature keeps the clock circuits functioning for up to four hours in the event of an accidental disconnection from the line or a power failure.

The other device, the *Port Royal* electronic quartz watch, combines digital and traditional approaches, featuring hands-and-dial display for hours and minutes and an LED digital display for reading out the seconds and date. This new model is manufactured by Zenith Time S.A. in Switzerland, and will be available in the United States this Fall.

The Design and Engineering Show is sponsored by the Consumer Electronics Group of the Electronic Industries Association (EIA).

Teamsters sponsor daily CB newscast

The International Brotherhood of Teamsters who, more than any other group, has been responsible for the tremendous growth and popularity of CB radios, are providing a daily public service newscast to participating radio stations.

The National CB Radio Network broad-

casts news of interest to the entire spectrum of CB enthusiasts, from seasoned veterans to laymen. The programs include news stories on the latest equipment and technology, FCC regulation updates, special events, celebrity interviews, as well as human interest stories.

CB industry group backs FCC rulings

The EIA's Citizens Radio Section, a group of CB manufacturers working with the Federal Trade Commission on improving CB radio rules, recently endorsed a ruling barring the sale and use of linear amplifiers. These amplifiers, which raise CB station power to more than the 4 watts allowable, provide considerable amounts of interference to CB's and other electronic equipment.

The CB group has also backed a proposed FCC rule change on the type acceptance of commercially produced amateur radio equipment. It is recognized that there are two groups of such equipment: one designed for legitimate amateur use, the other purporting to be such but actually intended for improper use. Although the latter equipment is rarely sold to legitimate amateurs, the Citizens Group believes that a ruling on type acceptance would be in the public interest. **R-E**

Broadcast Systems For AM Stereo

A number of different systems have been conceived in the years since AM stereo was first proposed. The FCC may soon select one as the standard

LEN FELDMAN
CONTRIBUTING HI-FI EDITOR

BY THE TIME YOU READ THIS, THE NATIONAL AM Stereophonic Radio Committee (an audio industry group formed under the auspices of the Electronic Industries Association) will have completed its lab and field tests in Bethesda, MD. These tests are the culmination of a long series of events dating back to the 1950's, when the Federal Communications Commission was asked to make rules for stereophonic FM broadcasting. At that time, it was proposed that rules also be made for stereophonic AM broadcasting as well as for the stereophonic broadcasting of the audio portion of TV.

Rule making was initiated only for stereo FM broadcasts at that time, and in 1961, compatible stereo FM broadcasting began. It was felt that there was no real need for stereo sound on TV and that, in the case of stereo AM, owners of AM broadcast stations were doing quite well financially, whereas FM station owners were facing extreme economic hardships. To bolster the FM situation, action was first taken with regard to stereo FM to give those stations a clear advantage over their AM competition.

At present, FM broadcasting is an extremely healthy industry (some say it has surpassed the older AM in its economic success), and it is the AM broadcasters who have been crying for help! Apparently, if timetables hold, help is on the way. Before long, the FCC will be examining the massive amount of data submitted to it by the NAMSRC (National AM Stereophonic Radio Committee) with an eye towards setting up new

rules for stereo AM broadcasting.

When this committee began, at least five proponents offered stereo AM broadcast techniques for consideration. These were Leonard Kahn (whose stereo AM system has been successfully used in transmissions from Mexico for many years), RCA, Magnavox, Motorola and Sansui. In recent months (and in the field tests themselves), the number of systems has narrowed down to three: Magnavox, Motorola and the Belar Company (whose system is essentially that proposed originally by RCA). While the mathematics of each of the remaining systems is rather complex, we will review briefly how each system works and what changes must be made in transmitting and receiving equipment in order to handle each of the three remaining systems.

Magnavox system

The proposed Magnavox stereo AM broadcasting system is an AM/PM (Phase Modulation) system that places left-plus-right (L + R) information on a phase-modulated channel with a

posed phase deviation of one radian. In addition, a 5-Hz subaudible tone is frequency-modulated into the carrier with a deviation of approximately 100 Hz. This tone is for stereo identification (similar to the way a 19-kHz pilot carrier in stereo FM lights an indicator on the receiver) and is an attractive selling point.

A block diagram of the complete transmitter system is shown in Fig. 1. The transmitter uses nearly all of an existing monophonic AM transmitter with no modification. The channel oscillator is replaced with a phase-modulated signal generator and signal tone source. This signal generation method provides for on-frequency operation, eliminating the need for multiplying or mixing stages. The station carrier is generated on-frequency and modulated with a 5-Hz tone. This signal is then used as a reference for a wideband phase-locked-loop to generate a true phase-modulated (PM) signal on-frequency. The latter signal is then amplified and modulated by the L + R audio signal in the existing transmitter. The processing blocks shown at

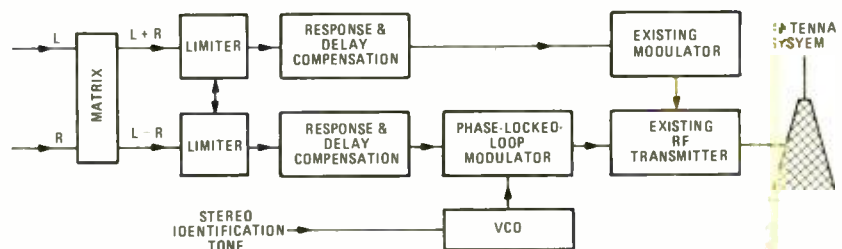


FIG. 1—TRANSMITTER FOR MAGNAVOX SYSTEM uses a phase-locked-loop to produce a phase modulated carrier. The audio signals are limited and compressed after matrixing.

the left of Fig. 1 limit and compress (as required) the audio signals *after* matrixing. This technique insures that the L + R loudness for the monophonic program listener will be maintained during reception of a stereo broadcast; and that, for the stereo listener, proper loudness tracking will be maintained between the L + R and L - R signals.

The receiver configuration shown in Fig. 2 is considered by Magnavox to be

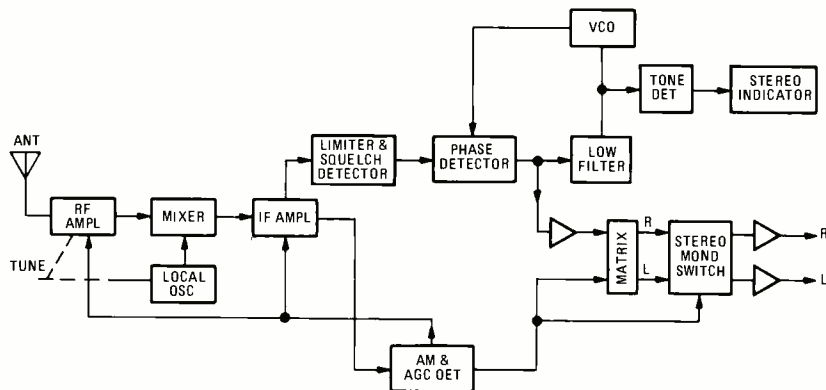


FIG. 2—RECEIVER FOR MAGNAVOX SYSTEM has single IF. A standard envelope detector recovers the AM channel. The phase-modulated information is recovered by a PLL.

one of the main advantages of their system. It is a single IF system and uses a standard envelope detector for the AM channel. Since the carrier level is maintained for all program material, an automatic-gain control system capable of holding the L + R output nearly constant over a wide range of RF levels can be achieved. This allows for proper dematrixing of the L + R and L - R signals. The PM information is recovered by sampling the IF signal, limiting it and detecting it with a phase-locked-loop circuit.

The stereo identification tone is regenerated by recovering the audio tone that exists between the main voltage-controlled oscillator and the loop filter and passing it through a second phase-locked-loop circuit to drive an indicator. Left and right-channel information is recovered from a standard matrix. In addition, an automatic mode switch that chooses between mono and stereo is driven by the presence or absence of the stereo signal.

Motorola system

The Motorola system basically involves transmitting two signals on one carrier by separately modulating two carriers at the same frequency and arranging them in phase quadrature with respect to each other. In color TV this method is used to transmit two separate color signals on a single subcarrier.

The phase of the existing broadcast carrier can be split into two separate components, angularly displaced by 90 degrees and each component can be separately modulated with one of the audio signals. The method provides a relatively simple modification of existing transmitters and stereo receivers that derive the

left and right audio signals using simple product detectors, one for each channel. In its simplest form, the Motorola system can cause distortion in mono receivers when the left and right signals have significantly differing program content. This distortion is due to the use of current rectifiers or envelope detectors in a monophonic AM set.

The final version of the Motorola proposal slightly modified the radiated qua-

drature signal. The result is that distortion normally appearing in the mono receiver is transferred to the stereo receiver, where it is corrected to restore the original quadrature signal. The quadrature signal is then decoded by a pair of product multipliers to derive the left and right audio signals directly.

Figure 3 is a block diagram of a transmitter modified to produce a compatible quadrature signal. The transmitter uses the carrier-frequency oscillator to supply a signal to the modified exciter. The exciter splits the carrier into two components in quadrature phase. The first component is modulated by L + R, and part of the oscillator signal bypasses the balanced modulator to provide a residual carrier of the L + R phase. The second

component is modulated with L - R to provide a suppressed carrier signal in quadrature with the first. The two signals are added and limited to create an output signal that drives the high-power transmitter stages, which are phase-modulated with the same phase information contained in the composite of the two modulated signals in quadrature.

The transmitter modulator is supplied with L + R to provide a compatible envelope signal for detection by a signal current or envelope detector.

Figure 4 is a block diagram of a receiver for the Motorola system. The receiver is similar to one used for the reception of two signals in quadrature, except that the carrier-level modulator restores the received signal to its original quadrature carrier form where the left and right signals can be taken directly from two product detectors. The in-phase detector can be used for squelch or auxiliary controls in addition to controlling gain.

Motorola cites several advantages for their system:

1. A minimum of monophonic coverage loss due to sky-wave sideband distortion of low-frequency audio signals.
2. The power spectrum at the transmitter signal closely resembles monophonic for the most stable compatible performance on monophonic receivers.
3. Left and right signals can be directly recovered from the demodulators without matrixing sum and difference signals.
4. Compatibility with monophonic receivers using envelope detection or synchronous detection.

Belar system

The Belar system is essentially the one originally proposed by RCA. The RCA Corporation is not an active proponent in the present stereo AM considerations.

This system uses a pre-emphasized

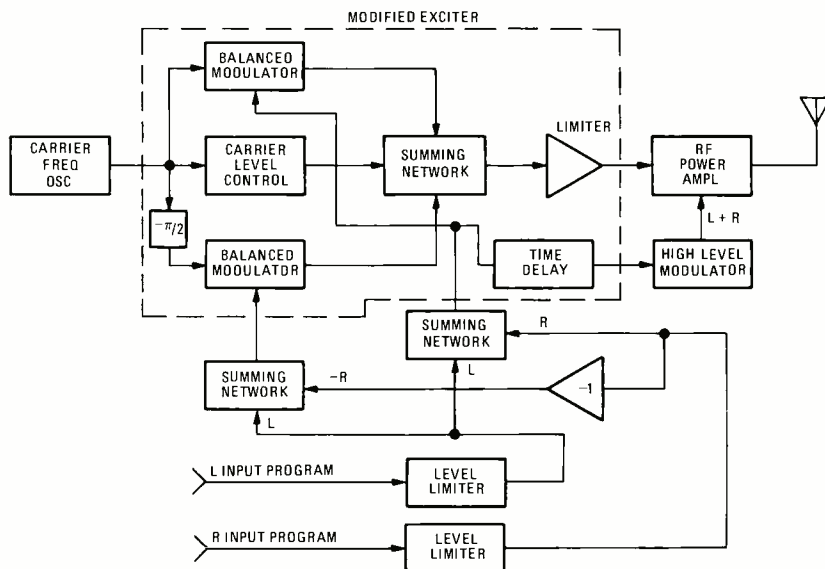


FIG. 3—TRANSMITTER FOR MOTOROLA SYSTEM modulates two carriers in phase quadrature. The modified exciter splits the carrier into two components in quadrature phase.

L - R signal to frequency-modulate the carrier. The resulting signal is amplitude-modulated with the monophonic sum signal, L + R. A transmitter block diagram for this AM/FM system is shown in Fig. 5. The FM exciter, carrying the L - R modulation, replaces the ordinary fixed-frequency crystal exciter that would be used in ordinary monophonic AM transmission.

Figure 6 shows a receiver that would be suitable for use with this AM/FM system. The output of the common IF amplifier is fed to circuits that provide amplitude-insensitive FM detection. A form of dynamic limiter (preceding the discriminator) is shown. Because the diodes are self-biasing, the output is proportional to the mean level of the IF signal and no tracking circuitry is required.

A variation of this system, known as an AM/FM/AM system, in which the FM modulating signal is modified to $(L - R)/(1 + L + R)$, was also investigated by RCA. A definitive paper on this modified system was published in the Sep-

tember 1960 issue of *The RCA Review*. In this modified system, the output of a balanced discriminator would be independent of the AM modulation and equal to $(L + R)$, provided the carrier frequency is at the discriminator null. However, this system is highly subject to AM-to-FM crosstalk if the receiver is detuned and therefore requires some form of AFC circuitry to insure perfect tuning.

When will stereo AM begin?

No one can predict when or even if the FCC will decide upon one of the systems described here. If past history is any indication, in the case of stereo FM, the field tests were completed in early 1960 and a final report was submitted to the FCC shortly thereafter. The report and order approving the currently used stereo FM system were issued by the FCC in April, 1961. By the summer of that year, the first stations began transmitting stereophonically.

There are some indications that the FCC may move more rapidly in the case of stereo AM. For one thing, there are

fewer system results to be analyzed (there were five proponents of stereo FM, all competing for acceptance). Also, pressure from the public and AM stations (all very much accustomed to stereo records, tapes and FM broadcast) may cause the FCC to move more rapidly this time. In any event, when and if a system is approved, you can be sure that manufacturers will scurry to be out there with suitable stereo AM tuners and receivers as quickly as possible.

One final word regarding stereo AM is, perhaps, in order. As most readers are aware, AM as broadcast and received in this country can hardly be considered a "high-fidelity" broadcast medium. Not that it could never be! There are many AM stations in this country that take pride in broadcasting audio signals having a frequency response right out to 15,000 Hz, just like FM. However, most AM receivers and tuners are unable to reproduce much above 4 or 5 kHz, and many AM broadcast stations use standard telephone lines to pipe their signals from studios to transmitters, and these lines have about the same high-frequency response limitations.

So, unless you own one of the few wideband AM receivers, and unless stations start using high-fidelity lines when stereo AM is finally approved, you will not hear Hi-Fi over AM just because you can receive separate left and right channels. The musical instrument and vocal sounds may move to their proper stage locations—and that will certainly lend some excitement to AM reception—but the fidelity of those instruments and voices will still be as low as you are accustomed to hearing over AM.

R-E

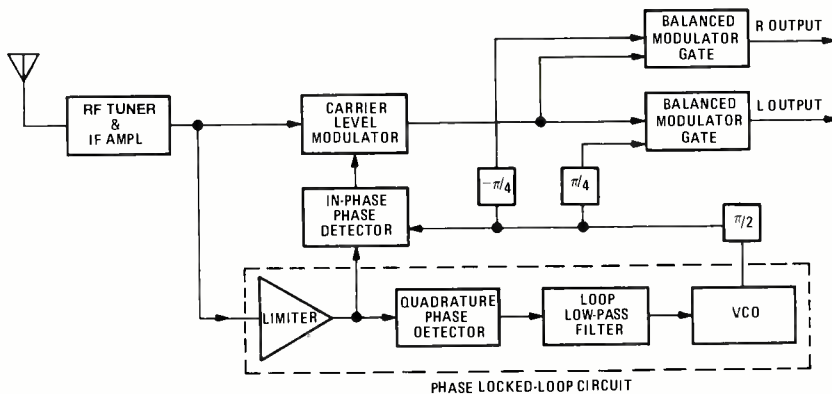


FIG. 4—RECEIVER FOR MOTOROLA SYSTEM. Phase-locked-loop and balanced modulators recover the R and L signals.

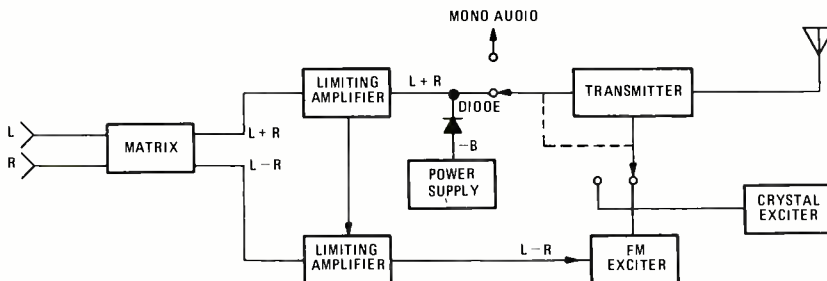


FIG. 5—TRANSMITTER FOR BELAR SYSTEM. The carrier is frequency modulated by the difference signal and amplitude modulated by the sum signal.

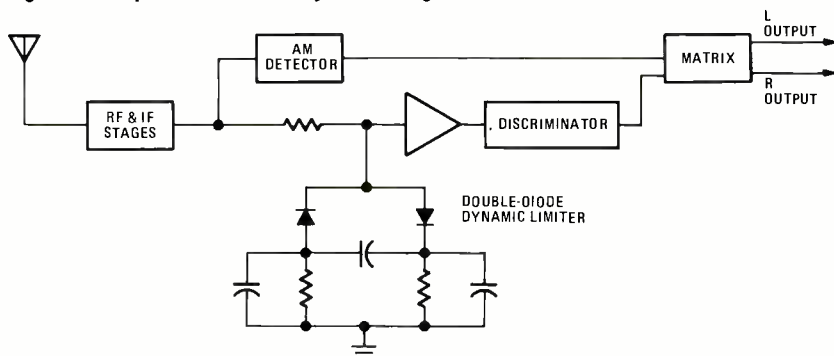


FIG. 6—RECEIVER FOR BELAR SYSTEM uses a dynamic limiter circuit to provide AM-insensitive FM detection.

Infrared sensing device forecasts clear air turbulence

Clear air turbulence (CAT) is an annoying, and potentially dangerous, side effect of modern air travel. To help cut down on serious injury and aircraft damage that can result from insufficient warning of CAT occurrence, scientists at the U.S. Department of Commerce National Oceanic and Atmospheric Administration lab and at NASA have devised an infrared sensing instrument.

The device is a simple water-vapor radiometer system that can detect CAT from 4 to 10 minutes in advance and at a distance of up to 160 kilometers. Installed in the right wheel well of the aircraft, the radiometer is angled upward at a fixed elevation of 2.5° to 15.0°. The detector and optical system in the device pick up water-vapor emissions in the field of view and also from background emissions, which thus help generate the signal.

Fifty-one test flights with a prototype showed that the device is accurate about 80% of the time. This high percentage of timely warnings certainly warrant making this device available as part of the regular subsonic (and perhaps supersonic) aircraft on-board instrumentation.

R-E

Radio-Electronics Tests GTE Sylvania Model 2600 Stereo Receiver



CIRCLE 83 ON FREE INFORMATION CARD

1

LEN FELDMAN
CONTRIBUTING HI-FI EDITOR

GTE SYLVANIA'S MODEL 2600 STEREO RECEIVER is an elegantly designed high-power unit that offers new features not commonly found in most medium-priced integrated receivers.

Figure 1 shows the front panel of the receiver. The power switch, phone jacks and a mono microphone input jack are placed at the lower left of the light-colored flat panel. The microphone jack feeds signals to both stereo channels and can be used for instrument pickups as well as conventional microphones.

Toggle switches select A or B speaker systems. Rotary knobs control BASS, MIDRANGE and TREBLE tone, as well as BALANCE and master VOLUME settings. Two rows of push-buttons (six buttons per row) take care of all other control and selection functions: PHONO 1 or PHONO 2 (pressing both these controls actuates the microphone input circuit, which cannot be mixed with other program sources); AUX, AM, FM, FM MUTE; TAPE 1 and TAPE 2 monitoring; low- and high-cut FILTER; MONO/STEREO and LOUDNESS.

In the upper portion of the panel, a large cutout area contains a linear FM dial scale, an AM frequency scale and a linearly calibrated logging scale.

Also included are a flywheel-coupled tuning knob, signal strength and center-of-channel tuning meters, a stereo indicator LED and two more LED indicators that indicate the amplifier-output clipping level for each stereo channel separately. The smooth-acting dial pointer is illuminated when power is applied to the receiver.

The built-in AM ferrite-bar antenna, supplied separately, must be plugged in by a connector and installed in its mounting bracket on the rear panel when the receiver is unpacked. (This unusual arrangement is probably intended to prevent the ferrite stick from breaking during shipment and unpacking.) Below the AM bar antenna are external AM terminals, 75-ohm or 300-ohm FM antennas, two sets of phono inputs, an input impedance switch connected with the phono-1 inputs and a chassis ground terminal. Auxiliary and two sets of tape inputs and outputs come next, followed by jumper-connected preamplifier-out/main amplifier-in jacks and three sets of speaker-connection spring-loaded terminals.

Why are there three sets of terminals, when the front panel provides choices for only two pairs of speakers? Simply because Sylvania has provided a passive matrix system that allows recovery of out-of-phase ambience data from stereo records, which is then reproduced

TABLE I

RADIO-ELECTRONICS PRODUCT TEST REPORT

Manufacturer: GTE Sylvania

Model: GTE-2600

FM PERFORMANCE MEASUREMENTS

SENSITIVITY, NOISE AND FREEDOM FROM INTERFERENCE	R-E Measurement	R-E Evaluation
IHF sensitivity, mono: (μ V) (dBf)	1.7(9.8)	Excellent
Sensitivity, stereo (μ V) (dBf)	4.0(17.2)	Excellent
50-dB quieting signal, mono (μ V) (dBf)	2.4(12.8)	Excellent
50-dB quieting signal, stereo (μ V) (dBf)	33(35.6)	Very good
Maximum S/N ratio, mono (dB)	72	Very good
Maximum S/N ratio, stereo (dB)	66	Good
Capture ratio (dB)	1.5	Good
AM suppression (dB)	47	Fair
Image rejection (dB)	55	Fair
IF rejection (dB)	66	Fair
Spurious rejection (dB)	87	Good
Alternate channel selectivity (dB)	68	Good

FIDELITY AND DISTORTION MEASUREMENTS

Frequency response, 50 Hz to 15 kHz (\pm dB)	-2.0	Fair
Harmonic distortion, 1 kHz, mono (%)	0.15	Excellent
Harmonic distortion, 1 kHz, stereo (%)	0.27	Good
Harmonic distortion, 100 Hz, mono (%)	0.20	Good
Harmonic distortion, 100 Hz, stereo (%)	0.30	Good
Harmonic distortion, 6 kHz, mono (%)	0.12	Very good
Harmonic distortion, 6 kHz, stereo (%)	0.40	Very good
Distortion at 50-dB quieting, mono (%)	0.7	Good
Distortion at 50-dB quieting, stereo (%)	0.4	Very good

STEREO PERFORMANCE MEASUREMENTS

Stereo threshold (μ V) (dBf)	4.0(17.2)	Excellent
Separation, 1 kHz (dB)	46	Excellent
Separation, 100 Hz (dB)	48	Excellent
Separation, 10 kHz (dB)	25	Good

MISCELLANEOUS MEASUREMENTS

Muting threshold (μ V) (dBf)	3.0(14.7)	Excellent
Dial calibration accuracy (\pm kHz at MHz)	-500 at 88	Poor

OVERALL FM PERFORMANCE RATING

Very good

MANUFACTURER'S PUBLISHED SPECIFICATIONS

TUNER SECTION:

IHF Sensitivity: 1.8 μ V (10.3 dBf). **50-dB Quieting:** mono, 3.0 μ V (14.8 dBf). **Signal-to-Noise Ratio:** mono, 70 dB. **Capture Ratio:** 1.5 dB. **Image Rejection:** 55 dB. **IF Rejection:** 65 dB. **Selectivity:** 67 dB. **AM Suppression:** 45 dB. **Spurious Rejection:** 80 dB. **THD:** mono, 0.3% at 1 kHz; stereo, 0.3% at 1 kHz. **FM Muting Threshold:** 2.7 μ V (13.0 dBf).

AM TUNER SECTION:

Sensitivity: 200 μ V-per-meter. **Image Rejection:** 63 dB. **Selectivity:** 35 dB.

AMPLIFIER SECTION:

Power Output: 80-watts-per-channel, 8-ohm loads, 20 Hz to 20 kHz; 100-watts-per-channel, 4-ohm loads. **Rated THD:** 0.1% at 8 ohms; 0.15% at 4 ohms. **Damping Factor:** 35. **IM Distortion:** 0.1% at 8 ohms; 0.15% at 4 ohms. **Frequency Response:** phono, RIAA \pm 0.8 dB; high level, 20 Hz to 20 kHz, \pm 1.0 dB. **Input Sensitivities:** phono, 2.5 mV; high level, 250 mV; mike, 5 mV. **Phono Overload:** 80 mV. **Signal-to-Noise Ratio:** phono, 80-dB referenced to 10 mV; high-level inputs: 86 dB; mike, 65-dB referenced to 10-mV input. **Bass & Treble Control Action:** \pm 11.0 dB at 100 Hz and 10 kHz; mid-range, \pm 6.0 dB at 1 kHz. **Filter Action:** -3 dB at 90 Hz and 7 kHz (12 dB per octave).

GENERAL SPECIFICATIONS:

Dimensions: 18 $\frac{1}{4}$ " W \times 6 $\frac{1}{4}$ " H \times 15 $\frac{1}{2}$ "-inches D. **Suggested Retail Price:** \$599.95.

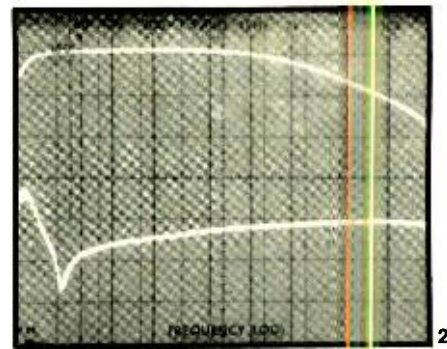
via speakers mounted behind the listener. This kind of "poor man's quadraphonic" listening experience, which is similar to the Dynaco system in the early days of four-channel sound experimentation, requires only two additional speakers but no additional electronic components. A slide switch on the rear panel turns on those so-called "rear" speakers if they are connected to the "PQ-4" terminals. The rear panel also has a pair of unswitched convenience AC receptacles and one switched AC receptacle.

Tuner section

A summary of our FM tuner measurements will be found in Table I for comparison with


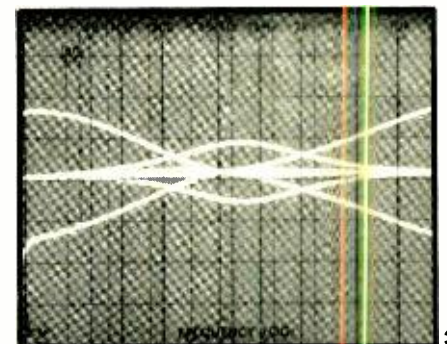
manufacturer's published performance claims. The few specifications included in the brochure and owner's manual (incomplete in terms of compliance with the new IHF/IEEE tuner measurement standards) were generally met or exceeded. However, such secondary specifications as image rejection and AM suppression were somewhat disappointing in a receiver of this price category.

Stereo separation was more than adequate across the entire audio frequency range, as can be seen in Fig. 2. Muting and stereo threshold were properly set in view of the tuner quieting and distortion characteristics. Dial calibration was poor, however, with maximum error occurring at the low end (88 MHz).



Amplifier section

Table II clearly shows that the audio section is of a higher quality than the tuner section. Power output exceeded published claims even at the audio frequency extremes. Our phono hum and noise measurements are referred to the rated input sensitivity of 2.5 mV, so that they would translate to some 12-15 dB higher numbers if referred to the manufacturer's 10-mV input.



The BASS, MIDRANGE and TREBLE tone control range is shown in Fig. 3, while low- and high-cut filter response is shown in Fig. 4. Phono overload measured 90 mV compared with the 80 mV claimed; this input capability should pose no problems except with the very highest output phono cartridges that trace heavily modulated record grooves. We generally feel that a 100-mV phono input overload capability is all that is necessary under the average record-playing conditions: the model 2600 comes close to meeting that high figure.

Summary

Our overall product analysis, together with our comments and reactions to the listening quality of the model 2600, will be found in Table III. This well-designed receiver is simple to operate, includes many of the desired control features, and, if somewhat deficient in tuner performance, compensates for those deficiencies with its conservatively designed preamplifier and amplifier sections. **R-E**

TABLE II
RADIO-ELECTRONICS PRODUCT TEST REPORT

Manufacturer: GTE Sylvania	Model: GTE-2600	
AMPLIFIER PERFORMANCE MEASUREMENTS		
POWER OUTPUT CAPABILITY	R-E Measurement	R-E Evaluation
RMS power/channel, 8-ohms, 1 kHz (watts)	98	Excellent
RMS power/channel, 8-ohms, 20 Hz (watts)	90	Excellent
RMS power/channel, 8-ohms, 20 kHz (watts)	90	Excellent
RMS power/channel, 4-ohms, 1 kHz (watts)	135	Excellent
RMS power/channel, 4-ohms, 20 Hz (watts)	119	Excellent
RMS power/channel, 4-ohms, 20 kHz (watts)	120	Excellent
Frequency limits for rated output (Hz-kHz)	10 to 25	Excellent
DISTORTION MEASUREMENTS		
Harmonic distortion at rated output, 1 kHz (%)	0.014	Excellent
Intermodulation distortion, rated output (%)	0.037	Very good
Harmonic distortion at 1-watt output, 1 kHz (%)	0.02	Very good
Intermodulation distortion at 1-watt output (%)	0.014	Excellent
DAMPING FACTOR, AT 8 OHMS	35	Very good
PHONO PREAMPLIFIER MEASUREMENTS		
Frequency response (RIAA ± dB)	1.0	Good
Maximum input before overload (mV)	90	Good to fair
Hum/noise referred to full output (dB) (at rated input sensitivity)	70/71	Excellent
HIGH LEVEL INPUT MEASUREMENTS		
Frequency response (Hz-kHz, ± dB)	10-35, 1.0	Excellent
Hum/noise referred to full output (dB)	90	Excellent
Residual hum/noise (min. volume) (dB)	90	Good
TONAL COMPENSATION MEASUREMENTS		
Action of bass and treble controls	See Fig. 3	Excellent
Action of secondary tone controls	See Fig. 3	Excellent
Action of low-frequency filter(s)	See Fig. 4	Good
Action of high-frequency filter(s)	See Fig. 4	Good
COMPONENT MATCHING MEASUREMENTS		
Input sensitivity, phono 1/phono 2 (mV)	2.5/2.5	
Input sensitivity, auxiliary input(s) (mV)	250	
Input sensitivity, tape input(s) (mV)	250	
Output level, tape output(s) (mV)	250	
Output level, headphone jack(s) (V or mW)	100 mW	
Ease of servicing		Excellent
OVERALL AMPLIFIER PERFORMANCE RATING		Excellent


TABLE III
OVERALL PRODUCT ANALYSIS

Retail Price	\$599.95
Price Category	Medium-high
Price/Performance Ratio	Very good
Styling and Appearance	Excellent
Sound Quality	Very good
Mechanical Performance	Very good

Comments: After a period during which Sylvania withdrew from the hi-fi component market, they have returned with the model GTE-2600. On the whole, the amplifier section rates slightly higher than the tuner section, which, although certainly adequate in this price category, is hampered by somewhat deficient AM suppression and image rejection. In some listening situations this could pose interference problems, although we did not experience any in our tests. The amplifier section, however, is well designed and delivers a clean, open and tight sound with a minimum of coloration. There is no tape-to-tape dubbing via front-panel switching, but two tape-monitor circuits and two phono-input circuits offset this deficiency to some degree. Tone control, including the midrange addition, is very good. Reproduction via the phono inputs is excellent.

As in GTE's earlier receivers, construction is primarily on one major circuit board, with parts well identified and easily accessible for servicing.

Onkyo TX-8500 AM/FM Receiver



CIRCLE 84 ON FREE INFORMATION CARD

LEN FELDMAN
CONTRIBUTING HI-FI EDITOR

WHEN WE FIRST LOOKED AT THE ONKYO MODEL TX-8500 receiver (see Fig. 1), its long, low profile did not indicate that it was the heavy-weight (over 65 lbs. shipping weight) that it turned out to be. This ruggedly constructed unit is at the top of Onkyo's integrated receiver line, and if you believe that "one receiver is pretty much like another," you may be surprised at some of its innovations.

The long dial area, covered by a clear plastic plate, contains signal-strength and center-tune meters at the left in addition to the linearly calibrated FM and conventional AM dial scales. FM calibration points appear at every 100 kHz, and a well-illuminated dial pointer is controlled by the tuning knob to the right. Indicator lights above the dial scales show the program source, and two additional lighted words, LOCKED and TUNED, operate in conjunction with Onkyo's unique Quartz-Lock tuning system.

All other operating controls are neatly arranged in a single row across the lower section of the panel. A rectangular power on/off pushbutton at the lower left is located adjacent to the usual headphone jack. Following these are the speaker selection switch, BASS, MID-range and TREBLE tone controls, each equipped with 11 click-stop positions. A channel BALANCE control is also located in this area.

Five round pushbuttons near the panel center handle low- and high-cut filters, audio muting (-20 dB), stereo/mono selection and loudness control. A rotary volume control with 41 detent stops comes next, followed by five more pushbuttons for FM muting defeat (and defeat of the auto-lock feature), a Dolby FM adapter switch (which breaks the circuit for insertion of an accessory Dolby adapter and also changes the FM de-emphasis to the required 25 μ s), and three tape-monitor switches. A program selector switch completes the front-panel layout.

There are 45 well-marked connectors on the rear-panel of the model TX-8500. As many as three pairs of loudspeakers can be connected to the spring-loaded type terminals. One switched and two unswitched AC outlets and a line fuseholder are mounted near the speaker terminals. At the upper left, near the pivotable AM ferrite-bar antenna, terminals handle connection of an external AM antenna, and 75-ohm or 300-ohm external FM antenna connections. Input and output jacks for a tape deck (including twin sets of phono inputs) are located along the lower section of the rear panel, as are preamplifier-output main amplifier-input jacks that are interconnected by wire jumpers. An FM detector output jack is located near a three-position switch that determines the sensitivity of the automatic tune-lock feature.

TABLE I
RADIO-ELECTRONICS PRODUCT TEST REPORT

Manufacturer: Onkyo

Model: TX-8500

FM PERFORMANCE MEASUREMENTS

SENSITIVITY, NOISE AND FREEDOM FROM INTERFERENCE	R-E Measurement	R-E Evaluation
IHF sensitivity, mono (μ V) (dBf)	1.7 (9.8)	Excellent
Sensitivity, stereo (μ V) (dBf)	3.9 (17.0)	Very good
50-dB quieting signal, mono (μ V) (dBf)	3.0 (14.7)	Very good
50-dB quieting signal, stereo (μ V) (dBf)	55.0 (40.0)	Fair
Maximum S/N ratio, mono (dB)	74.0	Very good
Maximum S/N ratio, stereo (dB)	65.0	Good
Capture ratio (dB)	1.5	Good
AM suppression (dB)	50	Good
Image rejection (dB)	85	Very good
IF rejection (dB)	100+	Excellent
Spurious rejection (dB)	95	Excellent
Alternate channel selectivity (dB)	70	Very good

FIDELITY AND DISTORTION MEASUREMENTS

Frequency response, 50 Hz to 15 kHz (\pm dB)	0.35	Very good
Harmonic distortion, 1 kHz, mono (%)	0.13	Excellent
Harmonic distortion, 1 kHz, stereo (%)	0.25	Good
Harmonic distortion, 100 Hz, mono (%)	0.17	Very good
Harmonic distortion, 100 Hz, stereo (%)	0.37	Very good
Harmonic distortion, 6 kHz, mono (%)	0.13	Excellent
Harmonic distortion, 6 kHz, stereo (%)	0.60	Good
Distortion at 50-dB quieting, mono (%)	0.42	Good
Distortion at 50-dB quieting, stereo (%)	0.40	Good

STEREO PERFORMANCE MEASUREMENTS

Stereo threshold (μ V) (dBf)	3.9 (17.0)	Very good
Separation, 1 kHz (dB)	46	Excellent
Separation, 100 Hz (dB)	43	Excellent
Separation, 10 kHz (dB)	30	Very good

MISCELLANEOUS MEASUREMENTS

Muting threshold (μ V) (dBf)	4.5 (18.3)	Very good
Dial calibration accuracy (\pm kHz at MHz)	-300	Fair

OVERALL FM PERFORMANCE RATING

Very good

MANUFACTURER'S PUBLISHED SPECIFICATIONS:

FM TUNER SECTION:

Usable Sensitivity: (mono), 1.7 μ V (9.8 dBf); stereo, 4.0 μ V (17.2 dBf). **50-dB Quieting Sensitivity:** mono, 3.0 μ V (14.7 dBf); stereo, 35 μ V (36 dBf). **Capture Ratio:** 1.5 dB. **Image Rejection:** 83 dB. **IF Rejection:** 100 dB. **Spurious Rejection:** 95 dB. **S/N Ratio:** mono, 70 dB; stereo, 65 dB. **Selectivity:** 70 dB. **AM Suppression:** 50 dB. **THD:** mono, 0.15% at 1 kHz; stereo, 0.3% at 1 kHz. **Frequency Response:** 30 Hz to 15 kHz, \pm 1.5 dB. **Stereo Separation:** 40 dB at 1 kHz; 32 dB from 70 to 10,000 Hz. **Muting Level:** 4.0 μ V (17.2 dBf). **Stereo Threshold:** 4.0 μ V (17.2 dBf). **Subcarrier Suppression:** 60 dB.

AM TUNER SECTION:

Image Rejection: 55 dB. **IF Rejection:** 55 dB. **S/N Ratio:** 45 dB. **Harmonic Distortion:** 0.8%.

AMPLIFIER SECTION:

Power Output: 110 watts-per-channel into 8 ohms (150 watts into 4 ohms), 20 Hz to 20 kHz. **Rated THD:** 0.1%. **Rated IM:** 0.1%. **Damping Factor:** 50 into 8 ohms at 1 kHz. **Frequency Response:** high level, 15 Hz to 30 kHz, \pm 1.0 dB; phono, RIAA, \pm 0.2 dB. **Input Sensitivity:** phono, 2.5 mV; high level, 150 mV. **Phono Overload:** 250 mV. **Tone Control Range:** bass, \pm 10 dB at 100 Hz; mid-range, \pm 5 dB at 1.2 kHz; treble, \pm 10 dB at 10 kHz. **S/N Ratio:** phono, 75 dB, IHF "A"; high level at 90 dB, IHF "A." **High- and Low-Filter Cut-Off Frequencies:** 100 Hz at 6 kHz (12 dB per octave).

GENERAL SPECIFICATIONS:

Suggested Retail Price: \$699.95. **Dimensions:** 22 $\frac{7}{8}$ W \times 6 $\frac{5}{8}$ H \times 17 $\frac{15}{16}$ inches D. **Weight:** 55 lbs.


TABLE II
RADIO-ELECTRONICS PRODUCT TEST REPORT

Manufacturer: **Onkyo**

Model: **TX-8500**

AMPLIFIER PERFORMANCE MEASUREMENTS

	R-E Measurement	R-E Evaluation
POWER OUTPUT CAPABILITY		
RMS power/channel, 8-ohms, 1 kHz (watts)	125	Excellent
RMS power/channel, 8-ohms, 20 Hz (watts)	118	Excellent
RMS power/channel, 8-ohms, 20 kHz (watts)	120	Excellent
RMS power/channel, 4-ohms, 1 kHz (watts)	173	Very good
RMS power/channel, 4-ohms, 20 Hz (watts)	160	Excellent
RMS power/channel, 4-ohms, 20 kHz (watts)	158	Excellent
Frequency limits for rated output (Hz-kHz)	10-30	Excellent
DISTORTION MEASUREMENTS		
Harmonic distortion at rated output, 1 kHz (%)	0.01	Excellent
Intermodulation distortion, rated output (%)	0.015	Excellent
Harmonic distortion at 1-watt output, 1 kHz (%)	0.026	Very good
Intermodulation distortion at 1-watt output (%)	0.0055	Excellent
DAMPING FACTOR, AT 8 OHMS	50	Very good
PHONO PREAMPLIFIER MEASUREMENTS		
Frequency response (RIAA ± dB)	0.1	Superb
Maximum input before overload (mV)	250	Excellent
Hum/noise referred to full output (dB) (at rated input sensitivity)	72 (IHF "A")	Very good
HIGH-LEVEL INPUT MEASUREMENTS		
Frequency response (Hz-kHz, ± dB)	7-39, 1.0	Excellent
Hum/noise referred to full output (dB)	92 (IHF "A")	Excellent
Residual hum/noise (minimum volume) (dB)	99 (IHF "A")	Excellent
TONAL COMPENSATION MEASUREMENTS		
Action of bass and treble controls		Very good
Action of secondary tone controls		Excellent
Action of low-frequency filter(s)		Excellent
Action of high-frequency filter(s)		Excellent
COMPONENT MATCHING MEASUREMENTS		
Input sensitivity, phono 1/phono 2 (mV)	2.5/2.5	
Input sensitivity, auxiliary input(s) (mV)	150	
Input sensitivity, tape input(s) (mV)	150	
Output level, tape output(s) (mV)	150	
Output level, headphone jack(s) (V or mW)	117 mW	
EVALUATION OF CONTROLS, CONSTRUCTION AND DESIGN		
Adequacy of program source and monitor switching		Excellent
Adequacy of input facilities		Excellent
Arrangement of controls (panel layout)		Very good
Action of controls and switches		Excellent
Design and construction		Excellent
Ease of servicing		Very good
OVERALL AMPLIFIER PERFORMANCE RATING		Excellent



Even with the wood cabinet removed, it is still difficult to see inside the unit since the entire tuner section is well shielded. Alignment points are accessible through labeled holes in this tuner shield. A perforated black metal protective cover also obscures the amplifier and power supply sections. For a better view, this black metal cover was removed to reveal the two completely separate power supplies and transformers used in this receiver (see Fig. 2).

Tuning

Recent studies made by Onkyo and several other manufacturers show that using independent power supplies for each of the two stereo amplifier channels insures against the distortion caused by signals from one channel crossing over into the other channel via the impedance of a common power supply. Two power transformers (besides adding to the weight of this unit) also insure that full rated power is available from each channel regardless of power drawn from the companion channel.

The unique Onkyo tuning system uses a quartz-crystal oscillator to generate an extremely stable frequency. This frequency is then used as the reference for the tuned stages of the FM circuitry. Even the most minute deviations from optimum tuning are detected and automatically corrected. In actual use, when the tuning knob is touched, the tuning-correction feature is defeated. As soon as you approach a signal and come close enough to proper tuning, the word **LOCKED** appears on the front panel. The center-of-channel meter is then used to tune closer to precise tuning but, even if the optimum tuning point is not achieved, releasing the tuning knob activates the quartz tuning feature and you can observe that tuning-meter pointer pop right into its center point on the scale.

As we discovered in later measurements, the meter not only indicates proper tuning (with the word **TUNED** shown above the dial scale), but the tuner is, in fact, tuned to its absolutely lowest distortion point. In no instance during our THD measurements was it possible to manually tune to a lower distortion point (by defeating the lock-tune feature) than by letting this feature operate!

Aside from this, the rest of the tuner and amplifier design is fairly conventional and well executed, with the familiar differential input stage and direct-coupled output circuitry used for the power amplifier section. No schematic was supplied with our test sample, so it is difficult to comment on specific circuits.

FM measurements

Table I summarizes the most important FM measurements made on the model *TX-8500*.

continued on page 76

TABLE III
OVERALL PRODUCT ANALYSIS

Retail Price	\$699.95
Price Category	High
Price/Performance Ratio	Very good
Styling and Appearance	Excellent
Sound Quality	Excellent
Mechanical Performance	Excellent

Comments: When we first saw the term "Quartz-Locked tuning," as it applies to the FM circuitry in the Onkyo receiver, we presumed that this was just another form of AFC circuit. It is far more than that. In fact, it is the closest thing to frequency synthesis that we have seen but, by not requiring the use of varactor diodes (normally found in true frequency-synthesis tuners), Onkyo gives us nearly perfect tuning accuracy that is not dependent upon user judgment or meter interpretations, and the circuit performance obtainable with traditional, multigang capacitor tuning.

Although the FM distortion levels have been bettered by competing products in this price category, the fact that these low distortion levels will always be realized by the user (whereas slight mistuning of other receivers that boast lower THD readings can result in much higher distortion) should not be overlooked. Still, if one were to rate the tuner and amplifier sections of this powerful receiver, the amplifier would come out ahead. Its ample power reserve (both with 8-ohm and 4-ohm loads) is evident when listening to the signals it delivers through even the lowest-efficiency loudspeakers available in our laboratory.

Sound is extremely clean, particularly during transient-laden musical passages and extreme bass power. Any receiver that boasts in excess of 100 watts-per-channel into 8-ohm loads and carries a suggested retail price of under \$700 is worth serious consideration.

CONSTRUCTION TECHNIQUE

IC Bricklaying For Miniature Projects

*Here's a method of stacking IC's that
enables you to build IC-oriented
projects into the smallest space possible*

WALTER T. CARDWELL, JR.

THE PAST 10 YEARS HAVE SEEN A TREMENDOUS growth in both the number and complexity of large-scale integrated circuits. Yet, along with the increased complexity of IC's and thus the necessity for fewer circuits, the reduction in size of most electronic instruments has not used the full potential inherent in LSI circuitry. It is now technically feasible for an IC manufacturer to construct almost any test instrument—a VOM, signal generator, frequency meter, etc.—into a pen-sized device either by using LSI techniques alone or by a combination of methods. The obstacle facing such devices is economic and not technical. In the future, we shall be able to carry a complete test bench clipped to a shirt pocket. However, there will always be devices that do not justify designing a special IC. This article presents a construction method that can be used to make the smallest possible device using commercially available IC's.

When IC's were first designed, the standard approach was to transfer discrete circuits into integrated form. Now, IC's are designed to take advantage of the special features of IC technology. Nevertheless, once the IC's are out of the package, the same PC board techniques are used to mount them that were common in the age of vacuum tubes, resulting in large bulky instruments that in many respects look like, and must be used as, museum pieces of the forties and fifties.

Construction techniques

The bricklaying construction technique presented in this article uses the IC packages as the supporting structure of

the device. Except for a few linear IC's, almost every IC made can be obtained in a dual in-line package; thus, this technique can be used almost everywhere.

First, cut the leads of the DIP's flush with the bottom of the package, as shown in Fig. 1-a. (Take care not to strain the leads at the case.) The IC's can be stacked one on top of the other to any height and glued together using a cyanoacrylate-type glue. Since the glue takes

only seconds to harden, the IC block can be used immediately. (Note the caution on the label about gluing your fingers together because it takes about 30 minutes of soaking the fingers in nail polish remover or acetone to unglue them! Keep a bottle handy. A special solvent called *Cyano-solv*, manufactured by GC Electronics, also softens the glue.)

Once the ends of the block are stacked vertically, they can be filed smooth, using

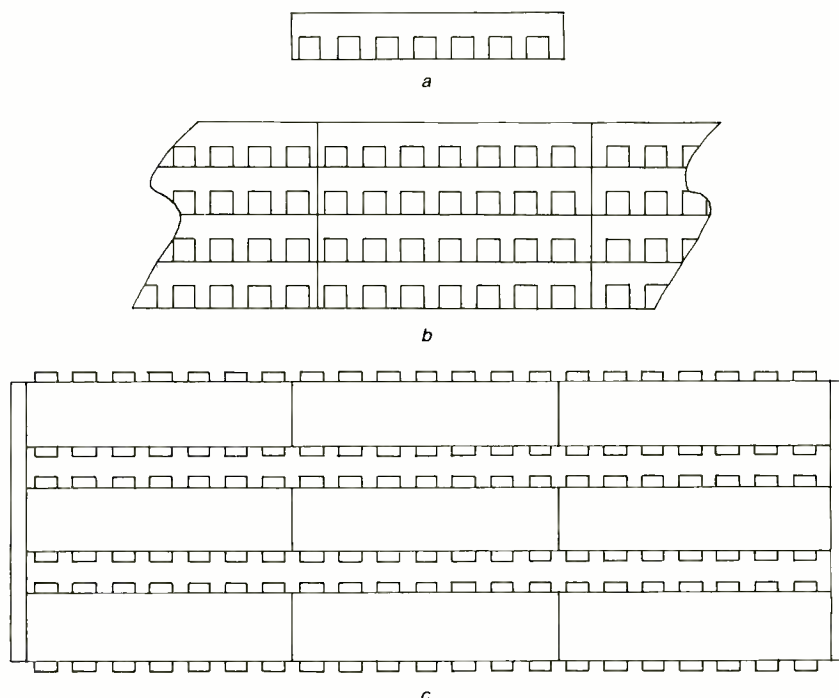


FIG. 1—HOW IC'S ARE STACKED. Drawing *a* represents a 14-pin DIP with leads cut flush with case. Diagram *b* shows how IC's can be stacked in tiers and end-to-end while drawing *c* is a top view of IC's stacked vertically, horizontally and laterally.

a regular metal file. Two blocks can then be joined end to end (Fig. 1-b) to make a flat sheet of bonded IC's. The IC leads prevent stacking side-by-side but this can be overcome by gluing spacers at the ends of the sheets and then gluing the sheets together, as shown in Fig. 1-c. The completed IC block is as strong as the plastic case material, and unless you use very thin plastic material, the block is fairly solid. It is impossible to break the IC's apart with your bare hands. The IC's will, however, crack if dropped.

How to wire

To wire the circuits, you have to go back to the Stone Age and use point-to-point wiring. This may make the technique unattractive to those in the industry, although automated point-to-point wiring is making a comeback. However, the experimenter and hobbyist will find it is much easier and takes less time than to lay out and etch a PC board.

Use the lead pads on the side of the IC package as bonding pads, and make the connections with AWG No. 30 solid wire-wrap wire. Remove 1/8-inch of insulation and solder the wire to the pads. The meter shown in Fig. 2 may look like



FIG. 2—INSIDE VIEW of a probe-type digital frequency meter. Compact construction is due to the "bricklaying" technique.

a "rat's nest," but it is actually very easy and convenient to work on since there is no bulky chassis to move around. A pair of sharp-pointed tweezers and a small soldering iron are the only special tools required.

There are several areas that can cause problems. One is the damage that might be caused to the IC by clipping the leads so close to the case and soldering the wires with no heat sink. I thought CMOS units would be especially susceptible to damage. However, I have wired four different instruments and rewired several sections of each instrument without damaging any IC, including CMOS types. You should, however, take great care when soldering the wires to prevent the IC from being damaged by excessive heat.

Troubleshooting the IC's

Repair can be a problem. Actually these circuits are easier than most to troubleshoot since all the signal points are on the side of the IC. Locate the faulty IC before trying to remove it.

Once it is located, remove the wires. If the IC is on the outside of the block, remove it simply by brushing the solvent along the joint. It generally takes about 30 minutes for the joint to soften enough so that a knife blade can be inserted into the joint to pry the IC apart. If the IC is on the inside of the block, you can use several alternatives. If there is enough space, just glue a new IC somewhere else and leave the defective one where it is. However, usually this will not be possible and the IC must be removed.

A second solution is to drill out the old IC. Use a drill that is smaller than the height of the case to remove as much of the defective IC as possible. Solvent may then be applied to remove any remaining loose chips. Slip the new IC into place. A final alternative is to remove the blocks of IC's until the defective IC is on the outside of a block; then follow the first method described above. Sometimes you can separate two IC's by using a pair of diagonal cutters between them after the joint has soaked for about 10 minutes. This method should only be used when both IC's are inexpensive units since it is always possible to damage them both.

The last problem is that of IC-generated heat. For CMOS units at low speeds there is no problem, but because higher-power devices have a large direct contact area, the heat that is generated conducts to adjacent IC's. Place heat-sensitive circuits away from high-power devices. In some cases, glue a strip of aluminum or copper between the IC's to remove the generated heat, as shown in Fig. 3. In

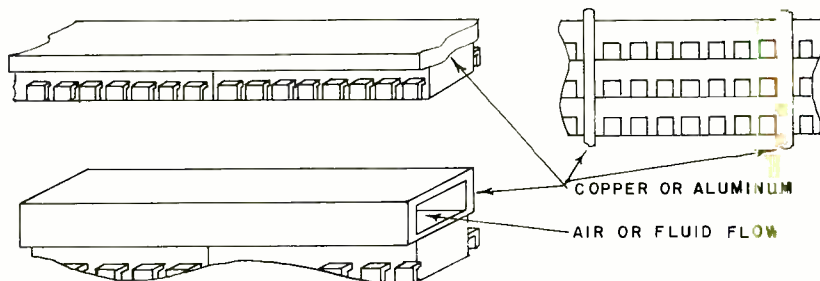


FIG. 3—HEAT SINKS atop and/or on the IC's can be metal slabs, strips or rectangular tubing.

fact, this method may be better than PC board methods, since each IC can be connected to a heat sink.

This construction method is so convenient that in most cases it is not necessary to breadboard circuits anymore. You can build and test a small subsection before gluing it into the device. Wiring changes can easily be made at this point, and it is not too difficult to remove IC's. All leads are easy to locate and identify, especially if you use a standard alignment; that is, if all IC's face the same direction. It is a good idea to keep a location guide handy since IC type numbers are always hidden from view.

Other types of components

In addition to plastic DIP's, other components can also be used. You can use

ceramic DIP's except that the casts can't be filed and you may have to acid plastic shims to fill the gaps. Discrete components can be glued around the edge of the IC block. Four or five small TO-92 cases can be placed together in a slot that an IC would normally use. These cases are not as tall as the DIP's and a shim may be needed.

One-quarter-watt resistors are added to the bottom of the IC block. These resistors are almost as long as the width of the DIP's. Cut the resistor leads close to the body and solder the wire-wrap wire to the leads. Capacitors must be located wherever they will fit. (See Fig. 4.) Neither resistors nor capacitors should be used as structural support. The resistor bond is to the paint on the resistor body, and the resistor will come off if any great force is applied. Capacitors are usually not flat, so the surface area of the bond is quite small. If the device is really an odd-ball type, you can make a special plastic support structure for it.

Combining 14- and 16-lead packages may leave gaps at the ends of a block. When two blocks are joined end to end, a hole in the IC sheet may result. These holes can be used to pass leads from one side to the other and, since the end bond of even one IC is usually very strong, several holes can be left in the sheet.

The cyanoacrylate glues bond almost instantly, and once the IC's are joined, it is impossible to align them properly. Either line up the IC's first and apply a drop of glue at the joint (be careful of your fingers), or construct a simple align-

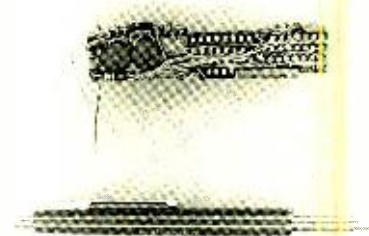


FIG. 4—RESISTORS, CAPACITORS and other components are glued wherever there is room.

ment jig, as shown in Fig. 5. The guides may be coated with candle wax to prevent the IC's from sticking to them.

Case materials

Anyone who has built an electronic device from scratch has faced the prob-

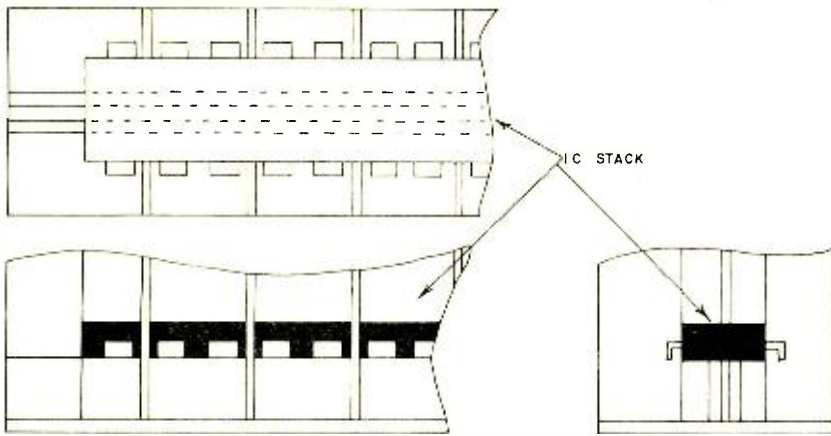


FIG. 5—A JIG IS USED to hold the IC's in perfect alignment so they can be glued. It is constructed from thin metal strips.



FIG. 6—THE COMPLETE FREQUENCY METER. Its case is just a little longer than a ball-point pen and about three times greater in cross-section.

lem of what kind of a case to use. The good old standby, the Minibox, leaves a great deal to be desired so far as appearance is concerned. You can use the construction technique described in this article to solve the problem of a suitable enclosure.

Figure 6 shows a frequency meter in a

case made from $\frac{1}{16}$ -in. black acrylic plastic. The readouts are covered by transparent amber plastic. A 12-pin socket is glued at each end of the IC block to form the meter case foundation. If no sockets are needed, substitute a $\frac{1}{8}$ -inch or a $\frac{1}{4}$ -inch piece of plastic. The sides, top and bottom of the case can then be made from $\frac{1}{16}$ -inch plastic, which is very easy to work with. If you use cyanoacrylate glue, the joints can be opened with a razor blade. Do not use a solvent on the joint as it will dissolve the plastic. Do not use the normal *Plexiglas* cement because it melts the two surfaces so that the two pieces are fused together. This type of joint cannot be opened very easily.

There are a few tricks that are helpful when using acrylic plastics. Thin pieces can be scratched and broken like glass. Any wood saw will cut thick pieces, but the saw should have fairly fine teeth. In

general, most metal- and wood-working tools can be used. Once the edges are cut, file them flat and at right angles to make an almost invisible seam. The paper masking the material should be left on as long as possible.

Acrylic plastics can be cut to any desired shape, and the gloss can then be restored. File the surface, if it is flat, and then wet-sand it with 240-grit, 400-grit and finally 600-grit wet-or-dry sandpaper. Buff the surface, using a cloth buffing wheel charged with jewelers' rouge. Figure 7 shows a transparent plastic probe tip made this way. Of all the special tools available, none are more useful than a bench grinder with a cloth buffing wheel and a hard-backed (not rubber) sanding disk.

An alternative to an acrylic plastic such as *Plexiglas* is ABS plastic. This material is much softer and easier to work with, but it does not have the deep gloss of *Plexiglas*. Most hobby stores carry it under the name of *Plastruct*. ABS plastic can be used to make shims and support pieces inside the device where looks are not important. It is also available in much thinner sheets than *Plexiglas*.

While the construction technique described here was used to make a probe, it can also be applied to almost any project. The method is easy, takes little time, can be changed easily and results in the smallest possible device. You can now build that beautiful stereo amplifier or preamplifier you have been discouraged from building because of all the mechanical work involved, since the bricklaying technique eliminates much of that work. **R-E**

New RCA color TV chassis uses less power

RCA recently announced that it has been converting all its color TV receivers to new low-level energy consumption models that it predicts will save the consumer approximately 2¢ a day. The sets will operate at about half the power requirements of the



RCA's "XTENDED LIFE" CHASSIS uses only 89 watts to power the 19-inch models. This compares with the average solid-state color TV set that uses 145 watts.

1972 color sets.

Four years ago, the company took a series of steps to reduce the energy-consuming capacities of their products by introducing a line of solid-state receivers. They then switched their entire black-and-white line to solid-state operation, eliminating all power-drawing tubes. From this, it was a natural progression to the introduction of their new "XtendedLife" color TV chassis.

This chassis has four integrated circuits and uses about as much energy as a 100-watt light bulb, compared with the average solid-state color set that uses 145 watts. It is estimated that, with its projected cost of 2¢ per day, the "XtendedLife" would set the consumer back only about \$7.70 a year, a sharp contrast to the \$28.88 of older tube-type models. Since the average American family spends 6.3 hours a day watching its favorite entertainment, both energy and cost savings appreciable.

Two-part seminar program on microcomputers

The Virginia Polytechnic Institute and State University at Blacksburg, VA, will hold a two-part seminar program in December. The first session, entitled "Microcomputing Interfacing Workshop," held December 8-10, will offer participants a hands-on opportunity to work with the pop-

ular 8080 and 8085 microprocessors.

The second session, called "Digital Electronics for Automation Workshop," will take place December 6-7, and will concern small-scale and medium-scale TTL IC's. Many lab hours with breadboarding stations and in-depth lectures are planned.

Both the three-day and the two-day seminars will be under the direction of Dr. Peter Rony, Dr. Paul Field and David Larsen. For more information on these programs, write Dr. Norris Bell, Continuing Education Center, Virginia Polytechnic Institute and State University, Blacksburg, VA 24061, or call (703) 951-6328.

CB license applications up 10% in 1977

The Federal Trade Commission reports receiving 3,254,825 applications for CB licenses during the first six months of this year, a 10% increase in sales over the same period of time in 1976. Since 1958 more than 11 million CB licenses have been issued, over half of which were granted during the last year and a half.

John Sodolski, president of EIA (Electronic Industries Association), states: "It's obvious that personal two-way communication is fast becoming an integral part of mobile America." His projection for 1980: more than 50 million CB's and more than 20 million base stations will be sold. **R-E**

What's New In IC's

A GREAT MANY SEMICONDUCTORS WERE introduced last summer. Here are details on three that you may find useful.

Fairchild IC's

A system consisting of 12 of the new Fairchild F4727 seven-stage counters generates all the notes of the chromatic music scale over eight octaves. The IC's produce each of the seven natural and five flat and sharp notes for the primary scale and for the seven higher octaves, which makes the system adaptable to many electronic musical instruments. Interface and crosstalk problems are considered minimal.

The plastic-packaged part rated for the commercial temperature range has a high-quantity (1,000) price of \$1.17. For more information, write the Linear Division, Fairchild Camera and Instrument Corp., 464 Ellis St., Mountain View, CA 94042.

The FCB8010 IC is a Citizens band radio controller that performs channel selection, automatic scanning and seven-segment display-driver functions.

The circuit can be used with 40-channel U.S.-manufactured transceivers or with German transceivers. The device has search, scan and increment up-and-down modes. The search mode seeks out either busy or vacant channels. The scan mode stops at each busy channel for three seconds before continuing.

Information is available from the Electron Division, Fairchild Camera and Instrument Corp., 3105 Alfred St., Santa Clara, CA 95050.

50-MHz phase-locked loop

Signetics has introduced the NE564 monolithic phase-locked loop for use in high-speed modems, FSK (Frequency-Shift Keying) receivers and transmitters, frequency multipliers and signal generators.

The NE564 demodulates FM and FSK signals without additional external circuitry. Key features are reduced carrier feedthrough, low noise and single 5-volt supply operation. The typical frequency drift is 400 ppm-per-degree C, and the signal-to-noise ratio is 40 dB.

The circuit is TTL-compatible, using Schottky-clamped PNP transistors at the input and output pins.

The 59 X 91-mil chip comes in a 16-pin package. In quantities of 100, the NE564 costs \$4.25 per unit. Further information is available from Signetics, 811 East Arques Ave., Sunnyvale, CA 94086.

Voltage regulator

The TL7805AC voltage regulator from Texas Instruments is a 5-volt, 1/2-amp three-terminal positive voltage unit. It is protected against overload by current-limiting and thermal shutdown circuitry.


The cumulative accuracy and regulation errors are guaranteed to be less than 3% over full operating conditions.

Mounted in a three-terminal TO-220 plastic power package, the TL7805AC is priced at \$1.31 each unit in quantities of 100. For further details, contact Texas Instruments, Inc., Inquiry Answering Service, Box 5012, M/S 308 (Attn: TL7805AC), Dallas, TX 75222. R-E

TIME KEEPING EXCELLENCE FROM DIGITAL CONCEPTS

TIME TUBES

ADD A NEW DIMENSION TO TIME ITSELF



A bright 0.5 Fluorescent display provides easy to read numbers that brighten and dim automatically according to the light. The acrylic tube with acrylic or hardwood ends gives these clocks a unique look of simple elegance. AM/PM & Power Failure Indicators. Alarm Models have easy to set beep alarm, snooze, and alarm set indicator. 3.5" X 3.5" X 5.75."

Complete Kits

CK 2001	Solid Clear Time Tube (shown)	\$39.95
CK 2002	Clear Tube with Walnut Ends	\$34.95
CK 2010	Solid Smoke Time Tube	\$42.95
CK 2012	Smoke Tube with Walnut Ends	\$36.95

All models available with alarm features. Add \$5.00 and specify "Alarm Version" and model number when ordering.

SYSTEM 5000

THE FULL FEATURE PROGRAMMABLE CLOCK KIT



Have it *your* way with System 5000. After the circuit has been assembled, add the appropriate jumpers and switches to create a truly individualized time piece. There are enough features to satisfy the most discriminating enthusiasts. Build an Alarm/Clock/Calendar, full feature Desk, Computer Room, Radio Station Clock, or any combination to suit your tastes.

FEATURES

Time of day and duplicate time register, two 24-hour alarms, four year calendar, one hour down counter and 10-minute snooze and ID timer; Direct-Drive 0.5" fluorescent panel with automatic brightness, PM and power failure indication; Forward or reverse time setting, 5-volt battery backup, seconds display on demand. Many more!

System 5000 includes all components, two test switches and complete instructions. 1.5" H. X 4" W. X 4" D. Case not included. \$4.95

SYSTEM 5000 OPTIONS

RELAY OPTION—\$4.00 Includes 700 watt relay and interface to control appliances, stereos, etc.
SWITCH OPTION—\$3.75 Includes 4 SPST push buttons, 2 DPDT push buttons, and 2 SPST slide switches. Programs all major features.

QUARTZ TIME BASE—\$6.95 Generates precise 60 Hz. output with exceptional stability and accuracy. Direct interface to system 5000 and most other clocks. Includes all components and instructions.

CASE OPTION I—\$5.95 Includes simulated walnut cabinet, blue face plate, rear panel, and all mounting hardware. Ideal for many projects. 8.3" X 5" X 3.8"

CASE OPTION II—\$11.00 Deluxe hand finished, solid 3/8" walnut cabinet, complete with blue or green face plate and rear panel. 5.75" X 5.75" X 3.0"

TIME CUBES

LEND AN ELEGANT EFFECT TO ANY HOME OR OFFICE



The 2020 Cube combines simplicity of design with the ultimate in technology. It features bright 0.5" fluorescent digits in a contemporary smoke and chrome enclosure. Includes AM/PM, Power Failure Indication, Easy set controls.

Model 2120 is same as above with pleasant beep alarm, photo electronic dimming system and alarm set indicator. It also features a 9-minute snooze which is activated by simply tipping the cube. Alarm on/off switch and "Tilt-Snooze" make wake up time easy to set. 4.5" X 4.5" X 4.7" High. Add to your collection with on-time designs from Digital Concepts.

Complete Kits

CK-2020	Smoke Time Cube	\$34.95
CK-2120	Smoke Time Cube with Alarm	\$39.95

Send your check or money order today for fast delivery. Add 5% to total order to cover shipping and insurance. Outside Continental U.S., add 10%. N.J. residents must also add 5% sales tax. Call (201) 845-7102 to charge your order to BankAmericard or Mastercharge.

- All clock kits are 100-120 VAC, 50/60 Hz.
- All models can be built for 12 or 24-hour format.
- We pay shipping and insurance within the Continental U.S. on orders over \$100.00.

247 ROUTE 46 SADDLE BROOK, N.J. 07662 (201) 845-7101

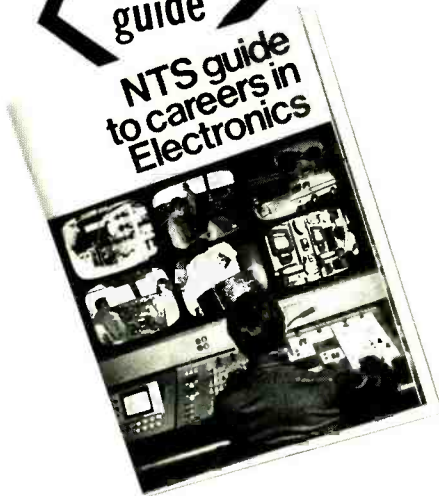


digital concepts

The better the training the better you'll

Send for
FREE
illustrated
career
guide



NTS guide
to careers in
Electronics




IN-CIRCUIT TRANSISTOR TESTER

COMPU-TRAINER

TROUBLESHOOTER
VOM



SOLID-STATE
OSCILLOSCOPE



ELECTRO-LAB



(Simulated TV Reception)

ALL NEW
NTS/Heath
GR-2001
DIGITAL
SOLID-STATE
COLOR TV
315 sq. in.
PICTURE

As an NTS student you'll acquire the know-how that comes with first-hand training on NTS professional equipment. **Equipment you'll build and keep.** Our courses include equipment like the **NTS/Heath GR-2001 computerized color TV (25" diagonal)** with varactor diode tuning and digital read-out channel selection; (optional programming capability and digital clock avail.).

Also pictured above are other units — 5" solid state oscilloscope, vector monitor scope, solid-state stereo AM-FM receiver with twin speakers, digital multimeter, and more. It's the kind of better equipment that gets you better equipped for the electronics industry.


This electronic gear is not only designed for training; it's field-type — like you'll meet on the job, or when you're making service calls. And with NTS easy-to-read, profusely illustrated lessons you learn the theory behind these tools of the trade.

Choose from 12 NTS courses covering a wide range of fields in electronics, each complete with equipment, lessons, and manuals to make your training more practical and interesting.

Compare our training; compare our lower tuition. We employ no salesmen, pay no commissions. You receive all home-study information by mail only. All Kits, lessons, and experiments are described in full color. Most liberal refund policy and cancella-

and the equipment be equipped.

COMPARE OUR
KITS AND LESSONS.
COMPARE OUR
TUITION.



tion privileges spelled out. Make your own comparisons, your own decision. Mail card today, or clip coupon if card is missing.

NO OBLIGATION. NO SALESMAN WILL CALL

APPROVED FOR VETERAN TRAINING

Get facts on new 2-year extension

NATIONAL TECHNICAL SCHOOLS

TECHNICAL-TRADE TRAINING SINCE 1905
Resident and Home-Study Schools
4000 So. Figueroa St., Los Angeles, Calif. 90037

NATIONAL TECHNICAL SCHOOLS Dept. 206-127
4000 South Figueroa St., Los Angeles, Calif. 90037
Please send FREE Color Catalog and Sample Lesson.
NO OBLIGATION. NO SALESMAN WILL CALL.

Color TV Servicing
 B & W TV and Radio Servicing
 Electronic Communications
 FCC License Course

Electronics Technology
 Computer Electronics
 Basic Electronics
 Audio Electronics Servicing

NAME _____ AGE _____

ADDRESS _____ APT # _____

CITY _____ STATE _____

Please fill in Zip Code for fast service _____

Check if interested in G.I. Bill information
 Check if interested ONLY in classroom training in Los Angeles.

service clinic

Matched transistor pairs. Are they really necessary?

JACK DARR, SERVICE EDITOR

A READER ASKED ME IN A RECENT LETTER "Do you really need matched pairs of transistors in audio amplifiers, etc.?" The answer is "Yes." It is essential to have matched pairs in the common OTL (Output TransformerLess) circuit, using a pair of transistors in Class B or Class AB, with the load taken off at the midpoint. Since each transistor amplifies only one-half of each cycle of the signal, the two must match or the output will not be symmetrical, thus causing distortion.

The distortion can be spotted on a scope, using a clean sinewave test signal. If you see that the amplitude is unequal between the top and bottom halves of the signal, this indicates unmatched transistors. The unmatched transistors might also tend to show some crossover distortion, although I haven't actually seen this happen (yet!).

So, these two transistors must be matched. You can obtain them from the amplifier manufacturer (which is sometimes difficult) or from RCA, G-E, Sylvania, Motorola, Mallory, Sprague, Raytheon, I-R, etc. They all list matched pairs for many different power outputs, voltages etc. I have checked most of the replacement types and they match very well on my curve tracer. In fact, picking two identical transistors off the shelf usually shows a very good match!

The *Transistor Guides* published by these companies list many sizes in matched pairs under a single part number. They also list matched complementary-symmetry pairs. (However, I found a few "matched pairs" from a nameless manufacturer that didn't show up all that well on my curve tracer!)

This column is for the service technician's problems—TV, radio, audio or industrial electronics. We answer all questions submitted by service technicians on their letterheads individually, by mail, and the more interesting ones will be printed here.

If you're really stuck, write us. We'll do our best to help you. Don't forget to enclose a stamped, self-addressed envelope. If return postage is not included we cannot process your question. Write: Service Editor, Radio-Electronics, 200 Park Avenue South, New York, NY 10003

The curve tracer is useful to check if transistors match. Most of the curve tracers provide dual sockets or connectors; so that an instant "A-B" comparison can be made by slipping a switch. Complementary-symmetry pairs can also be checked, but you have to switch from PNP to NPN at the same time.

Circuit problems

A direct-coupled driver circuit may show mismatch problems after transistor replacement. Here, the base voltage of the output transistor depends on the driver's collector current. In a few cases you may have to change the original driver transistor as well. If the base voltage doesn't come out right, try a substitute with a slightly different beta.

This problem will usually show up as incorrect resting (no-signal) current on the output stage. If this current is too great, then the full-load current may rise sufficiently to damage the new output transistors. This current should always be checked when output transistors have been replaced, and *before* the amplifier is tested at full load! Normal resting current will run from 15 to 25 mA; a 50- to 60-mA resting current will cause damage. One useful feature of stereo amplifiers, especially if only one channel blows, is that you can check the working channel and get a precise figure for both the resting and load current.

Bias diodes can also cause oddball symptoms. These diodes, usually in an output-transistor base circuit, set the bias and must be good. I've seen an *open* bias diode cause instant failure of a brand new transistor. I never really figured it out, but it happened right under my nose, literally.

Always check the service data if it's available. I once replaced the output transistors in a small amplifier where one of the bad transistors was a silicon. So, I put in two silicons. I wound up with a *horrible* distortion! Then I checked the drivers, bias, etc., to no avail. Finally, I was amazed to find in the service data that the top transistor in the pair was a silicon, but the bottom one was *germanium*. Since "the book" tells you that both transistors absolutely must be of the same material, I didn't believe it. Therefore, I put in a germanium transistor and fixed it. The circuit was *designed* to work

that way; the bias was set up for a germanium transistor in the lower half, and so naturally a silicon was not properly biased (not "matched!").

The same basic circuit is used in many solid-state TV sets, mostly in the vertical and audio output stages. These circuits work the same way as the audio circuits, although they have more feedback loops for linearity correction, etc. The same kind of problems will be found.

Crossover distortion causes compression or stretch of the scanning lines near the screen's center. One transistor scans the top half of the screen, the other one the lower half. Peak clipping appears as compression or foldover at the bottom. These stages can display one annoying symptom: The top half of the picture will be perfectly linear, but the bottom half will be completely gone. When this happens, check the bottom transistor; it may be open or have a bad solder joint on the emitter or base. A scope will quickly pin this one down.

While we're on the subject of audio circuitry, a very useful book is the *Practice CET Test Journeyman Audio Option*. It *simulates* the kind of test you'll take for this qualification. There are 75 questions; the sections and headings are the same as in the actual CET test. You answer the questions, then check to find out if you passed. The answers are in the back of the book. It is available from Bank Wilson Services, P.O. Box 3321, Warren OH 44485. The book is similar to the FCC *Study Guide* for license exams and can help you find out *where* you need to do a little studying before you take the real test.

R-E

service questions

HORIZONTAL RADIATION

This Emerson 9300 color TV set has some unusual problems. Its horizontal hold isn't at all good, and this even affects the vertical sync. Also; when it's turned on, other sets nearby have sync problems and a fuzzy vertical line moving across the screen! I need enlightenment!—H.G., St Croix, Virgin Islands.

Don't we all? The chances are that this is some kind of horizontal AFC problem in the Emerson—bad AFC diodes, loss of horizontal sync to AFC circuit, etc. This

is making the horizontal circuit unstable. In turn, the displacement of the horizontal gating pulse is upsetting other circuits in the set.

Also, it is obviously *radiating* far too great a "signal" from the horizontal sweep stages. Suggestion; take the scope probe and wave it around the back of the Emerson. Look for a place that shows a very large stray pickup. Try this on a set working normally and you'll see what this pulse should look like. This one will probably be very "hashy". Shields missing, etc.

COLOR SYNC PROBLEM

The color sync is very poor on this Magnavox T933. The video isn't too good, either. The color and tint controls react the way they ought to. However, the color sync has hardly any range at all. The tint control will throw the color out of sync at each end, but hold in the center!—K.S., Ink, AR.

If colors are correct and the color control reacts normally, that much is OK. So, this sound like a problem in the burst transformer. Check this to see if it will show a definite *peak* when tuned. Also, check for burst on *both* of the detector diodes. I have seen the same symptom in this chassis when one half of the burst transformer secondary was open. Another clue to this is unequal DC voltages on the AFPC diode outputs. These should be the same, but opposite polarity.

IF ALIGNMENT

I have an old Hammarlund HQ-120X radio that works but doesn't seem to have the sensitivity it should. The data doesn't tell you much about the alignment procedures; it just says to "feed a modulated signal into the front end and adjust IF circuits for maximum reading on output meter." I'd like to know if there's a better way.—A. F., Little Silver, NJ

There really isn't a better way. There's a very sharply tuned crystal filter in the IF. To find the exact frequency, feed an IF signal of around 455 kHz into the mixer. Tune the *signal generator* for a maximum output meter reading. When you find this reading, you are right on the crystal frequency. Leave the signal generator alone, and adjust the IF transformers for maximum. A low-frequency sweep generator lets you see the actual bandpass and tune for symmetry.

For the RF gain, a feed dial-frequency signal into the mixer grid; note the reading. Move the signal generator to the RF grid and look for an *increase*.

BAD FOCUS, BRIGHT LINES

This Zenith 4B25C19 has very bad focus. In the service position, I get very bright and blurry lines, and can't turn them down!—D. U., Hooker, OK.

This sounds very familiar. Check the high voltage in both normal and service

positions; if the high voltage is OK, then check *all* DC voltages on the picture tube. I had an RCA with exactly the same symptoms. The cause turned out to be a bad solder joint that killed the *heater* voltage to the two color difference-amplifier tubes that control the picture tube *grid* voltages. Because these tubes have zero plate current, their plate voltage and the picture tube grid voltages rose to the supply value. This made the grids far too positive, and the picture tube drew a very heavy and uncontrollable beam current. You should also be sure that your picture tube screen voltages aren't set too high.

NEGATIVE PICTURE

This CTC-19 has an odd short-time intermittent. The picture goes negative, and then it looks like AGC overload. It's hard to catch because it goes in and out quickly.—R. S., Brentwood, NY.

There are a couple of things that could be causing your trouble. One is an intermittently open filter capacitor, usually the one on the +140-volt line, which creates a weird feedback loop through the IF. A bad ground on the first AGC bypass capacitor could also cause your problem because this capacitor vibrates a lot when the set is being serviced. Just wiggle it back and forth.

SHRINKING RASTER

The raster in this Emerson 120771 portable shrinks in about an inch from each side. The current through the gate turn-off switch in the horizontal output is higher than it should be and pulls down the -25-volt source. Would appreciate help.—L. S., Hicksville, NY.

I ran into this problem once. It turned out to be leakage in the gate turn-off switch. This can be replaced by a big power *transistor* such as a Delco DS-502 or a Motorola HEP-740.

ODDBALL COLOR PROBLEMS

I've seen several Zenith color TV's show unusual raster problems like those described by E. C., Los Angeles, CA, in "Old Raster" (*Radio-Electronics*, August, 1977). The sets had some or all these problems: a narrow range of high-voltage adjustment; a broad range of high-voltage regulation, as if the high-voltage regulator was poor; a maximum high voltage of less than 26 kV; and a raster that pulled in from the sides in the bottom half of the screen (see Fig. 1).

In all cases, the cure was to replace the voltage-dependent resistor (VDR) in the high-voltage regulator circuit. Be sure to use the exact part given in the parts list; in most cases, this is a Zenith 63-8161. However, this is *not* the emergency hold-down VDR in the grid of the horizontal output tube.

Thanks very much to Keith R. Casper, Topock, AZ for the hints.

continued on page 74

DISCWASHER®

presents


RECORD CARE BASICS

The finest record care system is Discwasher, and the research of the Discwasher labs shows four ways to dramatically extend the fidelity of your discs:

1. Beware of the heat monster. Taking records from very cold conditions to hot conditions, or playing records at temperatures in excess of 90° F, accelerates record wear and distortion.
2. Beware of a "clean" stylus. A stylus may look clean, but can be glazed with contamination after playing two or three records. This glaze holds dust which abrasively destroys records. Discwasher's SC-1 Stylus Cleaner is the best way to keep your clean-but-dirty stylus really clean.
3. Do not replay records quickly. Playing a record more than once every hour causes chemical and physical stress to the vinyl that will eventually destroy the album.
4. Clean micro-dust before playing. Micro-dust is attracted to records and may not be noticeable. Playing a dust-contaminated record welds this micro-dust into the grooves. The Discwasher brush with a few drops of D3 fluid is the finest, most convenient way to remove this threat to your valuable record collection.

For technical information on the complete line of Discwasher products, see your hi-fi specialist or discriminating record store.



 discwasher inc.

1407 N. Providence Rd.
Columbia, Missouri 65201

CIRCLE 3 ON FREE INFORMATION CARD

state of solid state

Interface analog signals to your microcomputer with the Analog Input Microperipheral from Burr-Brown. Plus new UHF power transistors. **KARL SAVON**, SEMICONDUCTOR EDITOR.

A PERSISTENT MICROCOMPUTER PROBLEM is in communicating with the outside world. Many systems have several analog inputs that must be sampled and digitized into binary language, and things get involved. The Burr-Brown MP21 is a possible answer to this problem.

Burr-Brown MP21

The Analog Input Microperipheral interfaces with the 6800, 650X and F-8 microprocessors without a PIA (Peripheral Interface Adapter) or external logic.

Figure 1 shows the MP21 block diagram, which includes a high-speed, 8-bit, analog-to-digital converter, an instrumentation amplifier, an input multiplexer, timing circuitry address decoding and control logic.

Sixteen analog inputs are grouped into two 8-channel analog multiplexers, which allows the inputs to be arranged either as 16 individual channels or eight differential inputs. Two Mux Enable inputs and the SIN/DIF pins are wired to select one of the two modes.

Single-ended operation is used with high-level, low-noise inputs. Differential operation cancels common-mode noise and is recommended at low levels. A third mode, termed pseudodifferential, ties pin 79 to an external ground that is common to all analog inputs. This mode is effective when the remote ground is noisy, but there is little interference between the signal generating device and the MP21.

Each analog input channel is addressed as a memory location. Address lines A4 through A13 are provided, in addition to uncomplemented address lines A0 through A15, so that hardwired selection of memory location bands can be made.

The system's minimum conversion time is 40 μ s—35 μ s for the multiplexer and 5 μ s for the A/D converter itself. The host system must accommodate this delay.

A delay circuit in the internal convert-command line gives the multiplexer and instrumentation amplifier 35 μ s to settle. For gains of over 10, additional delay may be needed and can be had by hooking a capacitor from pin 49 to +5 volts.

For high-speed operation, the internal delay can be decreased by connecting a resistor between pin 49 and +5 volts.

The least efficient but simplest method for a host microcomputer to take care of the delay between the time of the sample and the time the converted value is ready, is to halt the microprocessor for the 40- μ s conversion time. For more efficient use of microprocessor time, the conversion can be started with an LDA instruction, the system allowed to do something else and

then return to read the MP21 data at least 40 μ s later. Alternatively, the MP21 HALT pin can be periodically checked for a completed conversion; or, for the greatest efficiency, the interrupt mode can be used by connecting the MP21 INT pin to, for example, the IRQ (Interrupt Request) input of a 6800 microprocessor. As soon as the multiplexer samples one of the inputs, the microprocessor can proceed to some other task without checking inputs or keeping track of time until the completed conversion interrupts the processor.

Various interconnections among pins 63, 65, 67 and 68 adjust the MP21 to a differential input range of ± 1.25 , ± 2.5

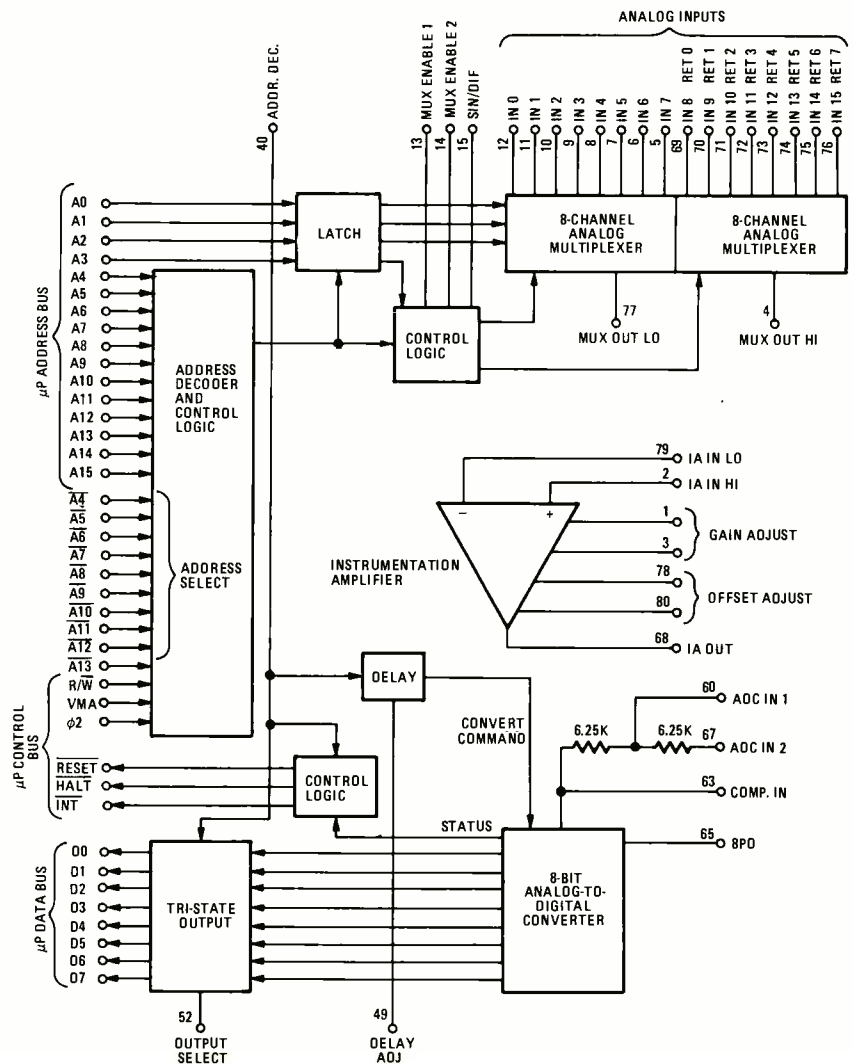


FIG. 1—ANALOG INPUT MICROPERIPHERAL from Burr-Brown accepts either 16 single-ended or 8 differential analog signals and interfaces them to a microcomputer.

or ± 5 volts or single-ended ranges of 0-2.5 and 0-5 volts.

The output of the 8-bit A/D converter feeds a three-state output circuit. The output select control lead lets you choose between binary or two's complement output coding. You would choose binary coding for unipolar input ranges, so that all eight bits represent magnitude. The two's complement output is the best choice for the bipolar input ranges, where the most significant bit is reserved for the sign and the other seven bits are the magnitude.

The instrumentation amplifier gain is factory-set accurately to 2 by laser trimming, and can be increased to 250, with an external resistor connected between pins 1 and 9: $\text{Gain} = 2 + 50K/R_{ext}$. At high gains, an offset adjustment can be added by connecting a potentiometer between pins 78 and 80, and returning the potentiometer slider to -15 volts.

The MP21 is packaged in an 80-pin, $1.7 \times 2.1 \times 0.22$ -inch ceramic package and has an operating temperature range of 0° to 70°C . The low-quantity price is \$195 each. A data sheet describing the MP21 is available from Burr-Brown Research Corporation, International Airport Industrial Park, Box 11400, Tucson, AZ 85734.

Transistor news

The BLW79, BLW80 and BLW81 from Amperex are UHF power transistors with 10-, 9- and 7-dB power gains and 2-, 4- and 10-watt outputs, respectively. They are designed for high reliability and have gold metallization, gold bond wires and diffused emitter ballasting.

The transistors are characterized for the 380- to 512-MHz mobile frequency band at a collector voltage of 12.5.

The devices are available in flange or stud packages. Low-quantity prices are \$5.25 for the BLW79, \$6.50 for the BLW80 and \$7.90 for the BLW81. For information, write Amperex Electronic Corporation, Hicksville, NY 11802.

General Semiconductor Industries has released an 8-page application data sheet on their XGSR series of high-voltage switching transistors. The data sheet contains a large number of graphs for practical use in applying the 400-volt, 15-amp transistor family.


The transistors use the C²R process and are suggested for converter, inverter and Class-C and Class-D amplifier applications. Write General Semiconductor Industries, Inc., 2001 West Tenth Place, Tempe, AZ 85281.

Motorola's MJ10011 is a color television, horizontal-deflection Darlington transistor with a built-in damper diode. The current gain is 40, and the break-down voltage is 1400.

The monolithic transistor uses a special glass passivation and high-voltage TO-3 package. Its main features are a

resistance to arcing and a low thermal resistance.

The MJ10011 costs less than the BU208 discrete transistor it is designed to replace. Its high gain and built-in damper make it even more cost-effective. For more information, write Motorola Semiconductor Products, Inc., Box 20912, Phoenix, AZ 85036.




UHF POWER TRANSISTORS from General Semiconductor. All three have a collector voltage of 12.5 and operate in the 380- to 512 MHz band.

Microprocessor developments

The Motorola MC10803 Memory Interface Function connects between high-speed processor systems such as the MC10800 4-bit slice ALU and memory or peripherals. It contains an ALU that reduces the CPU's peripheral-related

work. The MC10803's can be paralleled with MC10800 bit-slice devices to do double-precision arithmetic.

The MC10803 contains six 4-bit registers for generating memory addresses and sending and receiving data. The



THE MC10803 INTERFACE for high-speed processors is in a 48-pin package.

circuits can be connected in parallel for multiple I/O ports. The MC10803 is mounted in a 48-pin Quad In-Line (QIL) package and is priced in high quantities at \$40.

RCA's *Instruction Manual for the RCA COSMAC Microterminal CDP18S021, No. MPM-212*, tells how to use a pocket-calculator-sized data terminal. The Microterminal interface directly with the CDP18S020 Evaluation Kit support hardware, and can be designed into user-built systems.

The manual is available for \$2 from RCA, Solid State Division, Box 3200, Somerville, NJ 08876. **R-E**

A Heart-Warming Gift for Her...

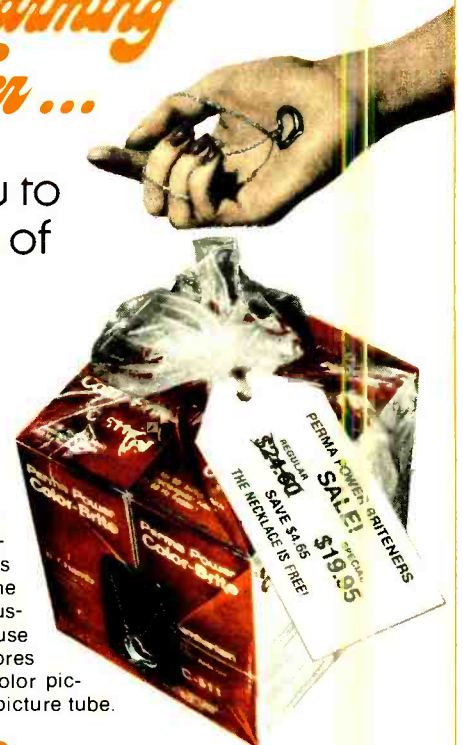
A bright way for you to save on a four-pack of Perma Power Color-Brites

Save money now on a four-pack of the popular Perma Power C-511 Color-Brite... while you warm the heart of someone special with the beautiful gold-plated 15" floating heart necklace. Necklaces like this sell in fine stores for \$4.95, but it's yours free with your purchase. Designed by Elsa Paré, it's a gift that's sure to brighten her day. You'll brighten your day too, as you save more than \$1.00 per Britener, on the Britener you use most often. And your customers will give you heartfelt thanks, because Model C-511 Color-Brite immediately restores sharpness, detail and contrast to faded color picture tubes... defers the need to buy a new picture tube.

PERMA POWER
Electronics Inc.

5615 West Howard Avenue Chicago Illinois 60648 Telephone (312) 647-9214

Offer valid only while supply lasts.
Hurry to your distributor today!



hobby corner

SCR, Triac, Diac and Quadrac—What they are and how they work. Plus some useful hints on using heat sinks when soldering. EARL "DOC" SAVAGE, K4SDS, HOBBY EDITOR

DO YOU KNOW WHAT THE DIFFERENCES are between an SCR, Diac, Triac and Quadrac? Actually, they are all related as we shall see in the circuits that follow.

First, the SCR is a Silicon Controlled Rectifier (sometimes called a thyristor). The "silicon rectifier" part is clear enough: It allows current to pass through in only one direction. However, the "controlled" part means the rectifying action is controlled—it can be turned on and off.

The SCR has an anode and a cathode like other rectifiers, but it also has a third lead called a trigger or gate. The controlling is done by applying a voltage to the trigger lead, usually via a small neon lamp.

The circuit shown in Fig. 1 is a light dimmer or motor speed controller using an SCR and an NE-2 neon lamp. You'll notice that one side of the AC line input is connected directly to the output socket. (Note, too, the use of a grounded wire—a three-wire connection should always be used on AC lines.) The other side of the AC goes through the SCR, which is turned off or on.

The output voltage of this circuit is controlled by varying the firing time of the SCR. If the SCR is triggered at the zero crossing-point of the AC waveform, then the full output potential of the circuit is realized. However, if the SCR is triggered after the zero-crossing point, say at the peak of the positive half-cycle, then the SCR will conduct only the rest of the positive half-cycle. Since, in this case, the SCR conducts for only part of the AC waveform, the RMS output potential is reduced.

The remainder of the circuit simply sets the firing time of the neon lamp,

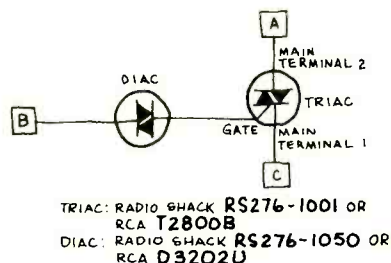


FIG. 2

which triggers the SCR. Adjustment of the 150K potentiometer causes the output to vary smoothly. The purpose of the neon lamp is twofold. First, it prevents the SCR from falsely triggering due to voltage transients on the AC line from the motor brushes. Second, it also minimizes variations in the gate potential required to trigger the SCR.

However, remembering that this is a rectifier, you'll realize that the output is not AC but is pulsating DC. One-half of the input is removed, which is shown clearly by connecting an incandescent bulb to the output. Maximum brilliance is only about one-half of what it is when the bulb is connected directly to the AC line. The fact that the output can be varied only from zero to one-half of the input is a disadvantage in some dimmer/controllers since you can't get up to full brilliance or speed.

Then, somebody decided to put two SCR's in one case, pointed them in opposite directions and called the new device a triac. Thus, when properly triggered, a triac allows the current to pass in *both* directions, and the output can be varied from 0 to 100%.

A triac can be substituted directly for the SCR in Fig. 1. However, better control is maintained by using a special

triggering device called a *diac* in place of the neon lamp. A diac is really a double diode, and is sometimes called a "bilateral trigger." A triac and diac are shown schematically in Fig. 2. They can be placed right in the previous circuit at

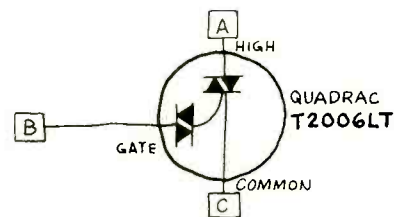


FIG. 3

points A, B and C in place of the SCR and NE-2. Now the dimmer/controller has *full* range rather than half-range.

But the story isn't over yet. Somebody else came along and put both diac and the triac in one case. Yes, you're right! It's called a Quadrac (and, sometimes, a "triac with trigger"). (A typical quadrac for this application is the T2006LT by Teccor Electronics, PO Box 669, Euless, TX 76039.) The quadrac (Fig. 3) can also be placed in the Fig. 1 circuit at points A, B and C. Once again, the result is a full-range dimmer/controller.

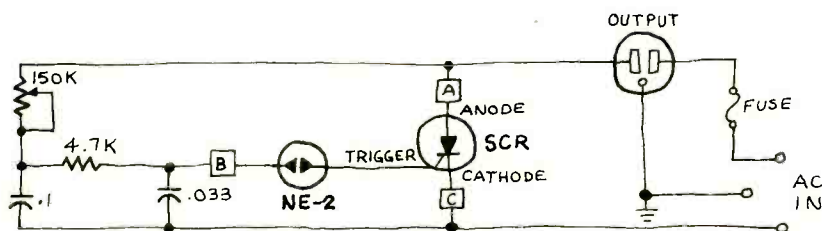
SCR's, triacs and qudracs come in a variety of flavors. In choosing them, you should be concerned with two characteristics: peak voltage and power rating. The peak-voltage rating is that value which must not be exceeded by the applied voltage. Keep in mind that this is *peak* not RMS voltage. For example, a device rated at 50 peak volts cannot have more than 35.7 RMS volts applied— $E_{Peak} = 1.4 E_{RMS}$. Actually, you should leave a safety margin and limit the device to about 30 volts RMS. A 200-volt unit is normally used in a dimmer/controller for the AC line.

Power ratings are given in terms of maximum load current: 3 amps, 6 amps and so on. These devices are rated for a good heat sink, so don't get even near the maximum without a good sink attached. If the load draws less than one-half the rated current, a heat sink could be omitted, but my advice is to use one.

Any load rated in *watts* must be converted to amps to determine the suitability of a given device. For this you can use

$$P_{(watts)} = I_{(amps)} \times E_{(volts)}$$

For example, if you use $E = 110$ volts, a 6-amp triac can control up to 660 watts



SCR: RADIO SHACK RS276-1067 OR G-E C106C

FIG. 1

DON'T MISS ANY

Get every single issue of Radio-Electronics delivered right to your door, and before it appears on the newsstand. Use this coupon and subscribe now.

Mail to: Radio-Electronics
SUBSCRIPTION DEPT., P.O. BOX 2520,
BOULDER, COLO. 80322

name (please print) _____

address _____

city _____ state _____ zip code _____

check offer preferred

1 Year—12 issues **ONLY \$8.75**

2 Years—24 issues **SAVE MORE \$16.50**
(You save \$7.50 over newsstand)

3 Years—36 issues **GREATER SAVINGS \$24.50**
(You save \$11.50 over newsstand prices)

Payment enclosed Bill Me

Check here if this is a new subscription

Check here if you are extending or renewing your subscription

Canada same as U.S.A. Extra Postage: Pan American \$1.50 per year, all other foreign \$2.00 per year.

40J7

PROFESSIONAL DISCOUNTS

Texas Instruments electronic calculator

Ti-1750 LCD	\$19.35	SR-40	\$23.25
Ti-2550 III	23.25	SR-52 II	47.05
Little Prof	12.55	Ti-57 NEW	63.00
Dataman NEW	19.95	Ti-58 NEW	95.79
Ti-50100	39.75	Ti-59 NEW	219.95
Ti-5015 NEW	53.00	PC-100A	147.00
Ti-5050M	77.55	MBA	66.95
Ti-5040PD	95.00	Money Mgr	16.98
Ti-305P	16.98	Bus Analyst	27.40
Datapip	28.09	All Libraries Available	



HEWLETT PACKARD

We are franchised H-P dealer All accessories at discount

HP-10 NEW	\$139.00	HP-27	\$140.00
HP-19C NEW	275.00	HP-29C NEW	156.00
HP-21	64.00	HP-80	235.00
HP-22	100.00	HP-87	360.00
HP-25	100.00	HP-91	260.00
HP-25C	128.00	HP-92 NEW	500.00
		HP-97	599.00

Also SCM, Olivetti, National Semiconductor, Casio, Canon, Corvus, APF, Sharp, Craig, Sanyo, Record-A-Call, and more. All at great prices!

FAIRCHILD Programmable Video Game \$129.95
(2000 games possible)
Cartridges 17.95
Also Fairchild Watches!

WE WILL BEAT OR MEET ANY COMPETITOR'S PRICE IF HE HAS MERCHANDISE ON HAND. All units shipped in original factory cartons with accessories according to manufacturers' specifications. In Calif. call (213) 370-5795 or CALL (800) 421-0367 (other than CA). Above prices are for cash only. Credit card prices differ. BankAmericard/Visa & Master Charge accepted. Send money order. Pers. ck (2 wks to clear). In CA add 6% sales tax. Add \$3.50 min. shipping charges. WE SHIP AIR on request. Subject to availability. Send mail orders to DEPT. WRITE OR CALL FOR FREE CATALOG RE-L

WILSHIRE—2 STORES—HAWTHORNE
CALL
tkenterprises
BETTER BUSINESS PRODUCTS

16611 Hawthorne Blvd., Lawndale, Ca. 90260
(213) 370-5795 (800) 421-0367

CIRCLE 103 ON FREE INFORMATION CARD

of incandescent lights; a 75-watt soldering iron would require at least a 3/4-amp unit.

The SCR's, diacs, triacs and quadracs can be used on motors: drills, lathes, saws, fans and mixers; and on lights: reading, photographic, microscope, Christmas tree, floods and spots; and on heaters: small hot plates, coffee pots, soldering irons and guns. The list is long, and you may find just one control isn't enough.

Heat sinks

So many parts are easily destroyed by heat and must be soldered with heat sinks. Most hobbyists run out of sinks because they don't solder each connection as it is made. If you make six, eight or a dozen connections before picking up the iron to solder them, you'll soon exhaust your supply of commercial sinks. However, when this happens remember you have many items on your workbench you can use in their place:

1. Alligator and similar clips make good sinks especially if the jaws are flattened;
2. Slide-locking and self-closing tweezers are natural sinks;
3. Needle-nose and other pliers can be used if you put a rubber band around the handles so they'll stay closed;
4. Paper clips and metal hair clips can even be used as light heat sinks;
5. Sinks for DIP IC's can be quickly made as shown in Fig. 4. Use sheet

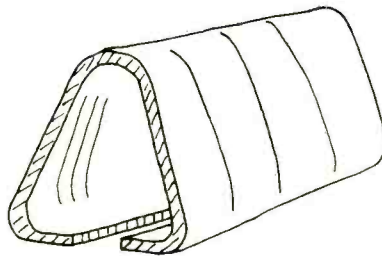


FIG. 4

copper (or heavy aluminum) and make sure the contact edges are straight and smooth.

Conversation piece

You probably have a number of potential conversation pieces lying around your workshop. Perhaps you have a surplus or burned-out PC board that's loaded with parts. Just clean it up, insert it in a slot cut in a block of wood, or cover the bottom of the board with clear plastic.


I made one from a surplus 3 X 4-inch PC board. It's loaded with IC's, transistors, LED's, coils, resistors—all the burned-out and useless parts we could find. It finally ended up as an unusual paperweight, with some tall tales attached to it. It would undoubtedly blow sky high if power were applied to it. However, technical and nontechnical folk alike have believed the most fantastic things that it would do or "used to do before it went bad!"

R-E

Got Gas Guzzler Gloom?

Try AUTOCOMP for quick relief from high fuel costs.

AUTOCOMP is a continuously updating micro-computer which reads TRUE MPG while you drive. Additional pushbutton controls also give automatic readouts of Time, Distance, and Fuel Consumption. You can monitor your engine's performance and your vehicle's efficiency. AUTOCOMP will help you save fuel, improve your driving habits, and provide you with valuable time and trip data. Install AUTOCOMP before your next trip and beat high fuel costs!



AUTOMATICALLY DISPLAYS:

- **FUEL USED** — When the FUEL button is depressed, the display indicates the amount of fuel the vehicle has used since last fill-up, beginning of trip, or last reset (up to 1000 gallons).
- **DISTANCE TRAVELED** — When the DIST button is depressed, the display indicates the distance the vehicle has traveled since the last reset (up to 1000 miles).
- **INSTANT MILES/GALLON** — When the INST MPG button is depressed, the display indicates how many miles per gallon the vehicle is attaining at each moment (up to 200 mpg).
- **AVERAGE MILES/GALLON** — When the AVE MPG button is depressed, the display indicates the average miles per gallon the vehicle has attained since the last reset (up to 200 mpg).
- **CORRECT TIME (clock)** — When the TIME button is depressed, the display indicates the correct time (in hours and minutes). The clock may also be used to display ELAPSED TIME.

EXAMPLE

098

187.2

213

19.1

345

AUTOCOMP comes with clear, illustrated instructions that make it easy for a do-it-yourselfer to install. Equipment supplied includes the Speedsensor which simply screws onto the speedometer cable, and the digital Flow sensor which easily installs onto the fuel line.



SAVE \$10 OFF REGULAR PRICE

Order now using the coupon below and save \$10 off the regular list price of \$129.50. A one year limited warranty is provided.

AUTOCOMP

SpaceKom, Inc.
212 E. Gutierrez St.
Santa Barbara,
CA 93101

Please send _____

Vehicle Make/Year _____

DI-Check/Money Order enclosed _____

Card No. _____

Signature _____

Print Name _____

Address _____

City _____ State _____ Zip _____

DBR _____

Exp. Date _____

DMass Charge _____

CIRCLE 49 ON FREE INFORMATION CARD

computer corner

Z-80 *An in-depth look at the pin-out of the Z-80 IC and the Z-80's timing.* WILLIAM BARDEN, JR.

LAST MONTH'S COLUMN COMPARED THE Z-80 with the 8080 and discussed the Z-80's architecture. Now let's take a look at the pin-out of the Z-80 IC and the Z-80's timing.

Z-80 pin-out

Figure 1 shows the signal pin-out of the Z-80 IC. The Z-80 is implemented in a 40-pin dual in-line package. The 16-line address bus is designated A15 through A0. The external data bus is D7 through D0. A single-phase TTL-level clock input is at the ϕ pin. The input frequency is a nominal 2.5 MHz, producing minimum instruction times of 1.6 μ s.

The $\overline{\text{RESET}}$ input initializes the CPU by zeroing the program counter, setting the I and R registers to zero, disabling interrupts by resetting the interrupt enable flip-flop, and setting interrupt mode 0 (to be discussed in a later column). Setting this signal to a zero logic level is the normal method to reset the CPU.

The $\overline{\text{RFSH}}$ (refresh) output informs external logic that the contents of the R counter is now on the address bus and that a refresh read of the dynamic memories can be done by means of the $\overline{\text{MREQ}}$ signal.

The $\overline{\text{MREQ}}$, $\overline{\text{RD}}$ and $\overline{\text{WR}}$ signals are tri-state outputs indicating a memory request for a read or write to the CPU. The address bus holds a valid address for the memory operation when $\overline{\text{MREQ}}$ is low (zero logic level), and either $\overline{\text{RD}}$ or $\overline{\text{WR}}$ is low. The $\overline{\text{WAIT}}$ signal is brought down to a zero logic level by the memory after $\overline{\text{MREQ}}$. The $\overline{\text{WAIT}}$ signal remains low until external memory is finished, enabling the CPU to interface to slower speed memory.

When output signal $\overline{\text{M1}}$ goes low, the CPU is in the operation code fetch cycle of instruction execution. If both $\overline{\text{M1}}$ and $\overline{\text{IORQ}}$ are low, an interrupt acknowledge cycle is in progress.

Output signal $\overline{\text{IORQ}}$ indicates that the address bus holds a valid I/O address for an I/O read or write (input- or output-type instruction). If $\overline{\text{M1}}$ is also low, an interrupt acknowledge cycle is in progress.

Input signal $\overline{\text{INT}}$ is an interrupt request. If the interrupt enable flag IFF is enabled (by software) and the $\overline{\text{BUSRQ}}$

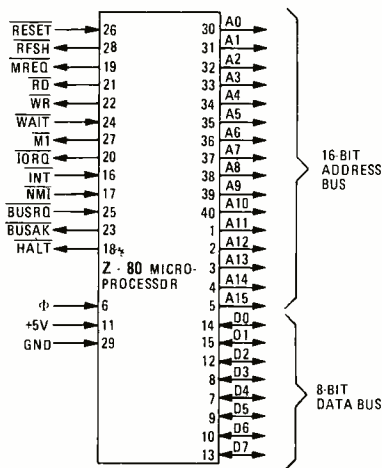


FIG. 1

signal is high, the interrupt is accepted and the $\overline{\text{IORQ}}$ signal is brought low during the $\overline{\text{M1}}$ signal to indicate an interrupt acknowledge to the interrupting I/O device.

Input signal $\overline{\text{NMI}}$ is triggered by a negative-going edge. The nonmaskable interrupt it produces cannot be disabled and is recognized at the end of the current instruction. Once received, $\overline{\text{NMI}}$ causes the CPU to restart to location 0066₁₆ (described in a later column).

Input $\overline{\text{BUSRQ}}$ (bus request) requests the CPU to give up control of the address bus, data bus and control signals. When the CPU responds by bringing output signal $\overline{\text{BUSAK}}$ (bus acknowledge) low, those lines can be controlled by external logic for DMA (Direct Memory Access) or other uses. When the external device is finished, it brings up the $\overline{\text{BUSRQ}}$ line,

giving control back to the CPU.

The $\overline{\text{HALT}}$ output indicates that the CPU has executed a halt instruction. An NMI, I/O interrupt or control-panel action must occur before normal operation can resume. The halt instruction would normally be used either to wait for an interrupt or to halt program execution for an end-of-program condition or an error condition.

Z-80 timing

Execution of any instruction by the Z-80 CPU consists of a number of machine cycles, each (designated M) consisting of several basic clock cycles. The first ma-

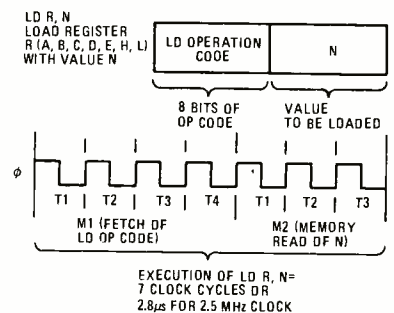


FIG. 2

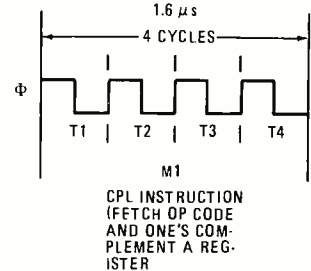


FIG. 3

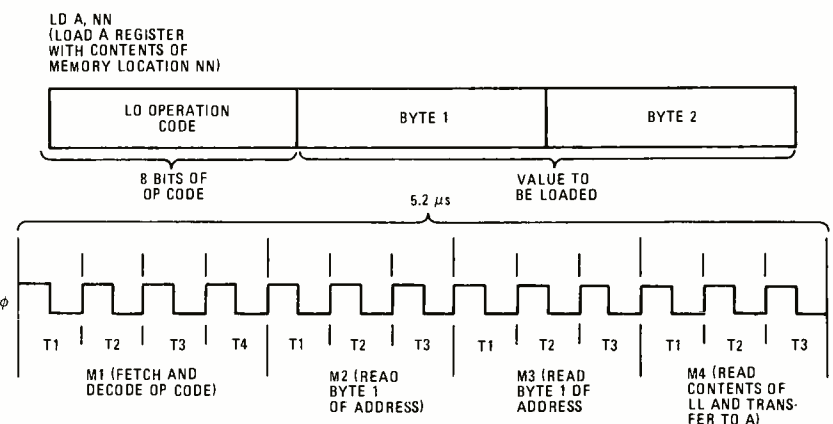


FIG. 4

chine cycle (M1) is always an operation code fetch and decode. Figure 2 shows the execution of the simple LD R,N instruction, which loads CPU register R with the eight-bit data value in the instruction.

The various instructions in the Z-80 take anywhere from 4 cycles (1.6 μ s) to 20 cycles (8 μ s), depending on the length and operations of the instructions. The simplest instruction is one in which only the op code was fetched from memory and the operation of the instruction could be completed during the M1 cycle. An example of this would be the one-byte instruction to complement the contents of the accumulator register CPL. (See Fig. 3.) The one's complement could be completed in the four clock cycles of T1 (1.6 μ s).

Loading the A register with an eight-bit operand from memory requires a fetch (memory read) of the op code for the load operation, two memory reads of the memory address within the instruction, and one memory read of the operand, a total of four machine cycles or a total of 13 clock cycles (5.2 μ s). (See Fig. 4.)

All executive times might be lengthened if the CPU was interfacing to a slow memory.

The next column in this series will discuss the different types of instructions associated with the Z-80. **R-E**

Federal suit planned against Virginia radar detector laws

A New Hampshire resident's wife was recently arrested in Virginia for violating that state's anti-radar laws. Bill Edwards, a Hillsborough, NH, engineer and ad manager, is so incensed over what he deems to be a violation of due process that he plans to file a federal class-action suit against the state of Virginia.

Apparently, no other laws had been violated. His wife not only had her radar detector confiscated but was even required to supply the tools to remove it. No anti-radar law exists in New Hampshire.

The suit will charge violation of interstate commerce laws and federal preemption as well as seeking the return of all confiscated radar detectors seized during the two-year period of Virginia's anti-radar laws. Since approximately 5,000 such detectors have been taken from out-of-state drivers during this period, at an estimated cost of \$100 each plus an average \$100 fine per detector, Virginia could stand to lose a million dollars in damages alone, if the suit is successful.

FCC cartoon show sends a big 10-44 to all CB'ers

For those not in the know, "a big 10-44" is CB lingo for "I've got a message for you." In this case, the Federal Trade Commission's message is a 10-minute cartoon slide-and-sound show aimed at schools, clubs, and other interested associations; the purpose: to acquaint everyone with the

importance of Citizens band rules and regulations.

The show, entitled "10-4 Uncle Charlie," features such CB characters as **Rhinestone Cowboy**, **Earthmama**, **Bucketmouth** and others. Included in the program are 72 slides, a 10-minute audio tape cassette, a script and a question-and-answer book designed to take care of the more common CB questions. The program can be purchased from National Audiovisual Center, General Services Administration, Order Section, Washington, DC 20409. The slide-show package costs \$15.00.

IHF has big plans for the future

The image and the future of the Institute of High Fidelity (IHF) are both changing—for the better, thinks Bernie Mitchell, president of IHF. Some of the changes envisioned for IHF are: regularly scheduled meetings for manufacturers to discuss problems and exchange views; better communications tools to "sell the product" to potential buyers; and last, but not least, a major trade show for all hi-fi manufacturers, called the IHF Show, to be held in May, 1978.

President Mitchell is very enthusiastic about the trade show, which will promote the industry to potential and existing retailers. Not one but several seminars are planned, covering such diverse topics as advertising, accounting problems, service problems, store displays, market research and countless other ideas to help hi-fi dealers share in the industry's growth.



A Platt tool case won't fall apart at the seams because there are no seams.

Unlike other tool cases, the pockets on a Platt Pallet are molded without any seams, stitches or rivets to form a one-piece unit. It's practically indestructible.

The case itself has that same rugged construction. It comes in either tough, lightweight ABS Thermoplastic, rich looking expanded vinyl or a combination of both.

Platt also has rugged hardware. Like an aluminum rim for extra strength. Steel core handles. And tough brass locks.

Inside there are compartments for larger tools, parts boxes and testing equipment. And multiple lid pockets for paper and order books.

Besides having a tough case Platt has a tough 5-year guarantee on both the case and pallet.

• Pat. No. 3,880,285

Cases for business and industry.

2301 S. Prairie Ave., Chicago, Ill. 60616 (312) 225-6670

CIRCLE 37 ON FREE INFORMATION CARD

Accuracy like a VTVM... Convenience like a VOM...

NEW BATTERY-OPERATED FET SOLID-STATE VOLT-OHMMETER #116

Easy-to-build KIT

\$41.85 =116K

Factory-Wired & Tested

\$56.12 =116W

Now you can get all the benefits of a VTVM (laboratory accuracy, stability and wide range) but with its drawbacks gone: no plugging into an AC outlet, no waiting for warm-up, no bulkiness. New Field Effect Transistor (FET) design makes possible low loading, instant-on battery-operation and small size. Excellent for both bench and field work.

Compare these valuable features:

- High impedance low loading: 11 megohms input on DC, 1 megohm on AC
- 500-times more sensitive than a standard 20,000 ohms-per-volt VOM
- Wide-range versatility: 4 P-P AC voltage ranges: 0-3.3, 33, 330, 1200V; 4 RMS AC voltage ranges: 0-1.2, 12, 120, 1200V; 4 DC voltage ranges: 0-1.2, 12, 120, 1200V; 4 Resistance ranges: 0-1K, 0-100K, 0-10 meg., 0-1000 meg.; 4DB ranges: -24 to +56DB.

Sensitive easy-to-read 4 1/2" 200 micro-amp meter. Zero center position available. Comprises FET transistor, 4 silicon transistors, 2 diodes. Meter and transistors protected against burnout. Etched panel for durability. High-impact bakelite case with handle useable as instrument stand. Kit has simplified step-by-step assembly instructions. Both kit and factory-wired versions shipped complete with batteries and test leads. 5 1/4" H x 6 3/4" W x 2 7/8" D. 3 lbs.



Send FREE catalog of complete EMC line and name of nearest distributor.

RE-12

Name _____

Address _____

City _____

State _____ Zip _____

EMC

ELECTRONIC MEASUREMENTS CORP.
625 Broadway, New York, N.Y. 10012

SERVICE QUESTIONS

continued from page 67

FUSE BLOWS INSTANTLY

The 3-amp line fuse blows almost instantly when I turn on this Penncrest 2852. After making the regular tests, I clipped the posistor in the degaussing circuit. Now the set works fine! There aren't any shorts in the degaussing circuit; I put in a new posistor, and the fuse blew again. What gives?—D.B., Fremont, NE

"Posistor" is not a standard name! Translation: It's a positive-temperature coefficient thermistor. As it's used here, it must start at a very low resistance (13 ohms cold) and then go away up in resis-

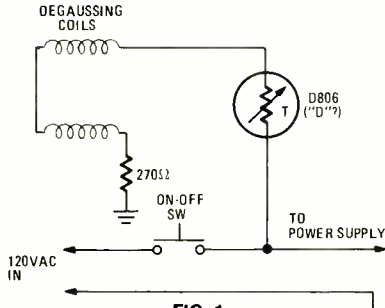


FIG. 1

tance within not more than a second or two. The actual heat resistance is unknown but it has to be pretty high, since it must reduce the current through the degaussing coils to practically zero in normal operation. These coils are con-

nected right across the AC line (see Fig.1).

From the symptoms, I'd say that you have a shorted degaussing coil. That's the only other thing in the circuit, except for that 270-ohm resistor (which is probably burned up also). Incidentally, this resistor is listed under "Resistors" in the Sams *Photofact 1319-3*.

You can, however, operate the set without this circuit. The same basic circuit is used in some other makes. The clue, of course, is the degaussing-coil connection right across the AC line. The device used here *must* be a positive-temperature coefficient thermistor, which goes to a very high resistance in only a short time.

POOR FOCUS

I replaced the flyback and some tubes in an Admiral 24A2 chassis. I got a fine color picture on my test jig. I took it home and the picture was blurry, dim, and I couldn't get good focus. I figured it out. My test jig has an electrostatic-focus picture tube! My focus voltage reads only about 600. High voltage and boost are right on the nose. I changed the focus transformer, but no luck. What am I overlooking?—L.P., Osceola, IA

One key fact: The flyback drives the high voltage, horizontal sweep, yoke and the focus circuit. This drive is the 5 kV+ pulse from the 6DQ5 plate. If you have

three out of four outputs *normal*, the "source" must also be good. (In fact, *one* normal output is enough.)

This leaves you with only the focus circuitry. You can check the focus transformer by simply disconnecting it from the flyback. This is a "losser," and if it's open, focus voltage will go to about 5 kV and stay there; no variation.

The crystal ball says that the most likely thing here would be a bad focus rectifier or no heater voltage on it. For a quick check just tack in a solid-state focus rectifier, such as RCA-SK-3066, Sylvania ECG-118, or Raytheon RE-167. (If this brings back the focus voltage, leave it in; mount it on a terminal strip so that it won't arc to anything. I've done this in quite a few sets, and it works like a charm.) Final check: Run the set for about five minutes and then turn it off and *feel* the 1V2. If the tube envelope is stone cold, it isn't getting enough heater current.

RESISTOR BURNS UP

I'm having problems with this Zenith 14A9C50. The 560-ohm resistor in the horizontal blanking circuit keeps burning up. The DC voltages on the horizontal blanking transistor are all far too high. I am reading 40 to 50 volts P-P on the diode. The set works but has a drive line on the left and a slight foldover—L.H., Enid, OK

Your voltages *are* all far too high, especially the pulse voltage on the blanking circuit. This should be only 3 to 4 volts P-P, and you're reading a 50-volt pulse. This much overload would make that resistor burn up.

Check out the small winding on the flyback. The black wire should be the ground, and I bet you'll find it open. This should be the only thing that would raise the pulse amplitude.

TUBE CAUSES HIGH-VOLTAGE PROBLEMS

I'm having difficulties with an RCA CTC-52XAC. I found a bad 31LZ6, and some bad 6GH8's. Now a dim raster comes on and goes off at short intervals. The grid bias on the 31LZ6 is only -35 volts instead of -50 volts. Grid waveform is only 200 volts P-P instead of the specified 250 volts.—S.Y., Falls Church, VA

This sounds like our old problem with the 31LZ6 tubes. Try each one after the other; we used up three before we found the right one. The key is in the flattening of the *peaks* of the 31LZ6 grid waveform.

(Feedback: "Thanks very much! The third 31LZ6 did the trick. The grid waveform was flattened, but the cathode current didn't seem to creep up as much as you said. I see that RCA now recommends replacing all 31LZ6's with 36CM6.")

Thanks to Sam Yoder, CET, Falls Church, VA, for this information.

FREE catalog of over **2000** small tools, measuring instruments, and supplies

National Camera 25th Anniversary 1952-1977

National Camera
2000 West Union Ave., Dept. 28C
Englewood, Colo., U.S.A. 80110

ET, COL, DRILLS, FILM LOADERS, PS, PAGES, GRAVERS, GRINDERS, HAMMERS, INCLINOMETERS, JACKS, KNIVES, LATHES, LEATHER, ETCHES, LOUPES, MINIATURE TOOLS, METRIC TOOLS, MULTI TESTERS, NEGATIVE FILES, NIPPERS, OILERS, PIN VISES, PLIERS, PROBES, RIFFLERS, SCISSORS, SNARES, SOLDERING SUPPLIES, TEST INSTRUMENTS, TWEEZERS, VIEWERS, VISES, WRENCHES, ADH, ABRASIVES, G, BOOKS, LIMATORS, EPOXIES, CALIPERS

ALDELCO ELECTRONICS COMPANY

NEW IMPROVED DIGITAL ALARM CLOCK KIT
0.5 LED Display 12 hour format
Snooze Feature
Elapsed Time
Simulated Wood Grain or Black Leather Cabinet \$24.95
12 or 24 Hour Clock Kit. Similar to above but without Alarm or Timer features Only \$23.95
Crystal Time Base Kit for 12 Volt DC use 4.95

**COMBINATION FREQUENCY COUNTER & CLOCK KIT. D.3 LED Display. .0001% accuracy. 12 or 24 Hour Clock uses 8 AA Nicad batteries (not supplied) \$ 89.95
Assembled Unit 139.95
110 Volt AC Power Supply & Battery Charger 5.95**

VOLTAGE REGULATORS		CLOCK CHIPS	
TO220 Package		5313	\$3.49
Positive	Negative	5314	3.95
\$1.00	\$1.25	5316	3.95
7805	7905	5375	3.95
7806	7906	CT7001	6.95
7808	7912		
7812	7915		
7815	7918		
LM309H	\$1.10		
LM309K	1.10		
LM723	.55		

LOGIC PROBE KIT DIGIPEAKE-A \$11.95

100' Spool Green Wire Wrap
Wire Wrap Tool
WSU30..... 5.95

MA100S National AUTO or BOAT CLOCK MODULE SPECIAL \$21.95
With Module Three Push Button Switches AND choice of Blue, Green, or Amber Filter.

WOW LOOK AT THIS JUMBO RED LEDS
11 for \$1.00
Green, Yellow or Orange LEDS
5 for \$1.00
FND 70 CC 0.3 Display LED .49
FND 500 CC 0.5 Display LED .89
CLOCK FILTERS 2 1/4 x 5 1/4"
Red, Blue, Green or Amber .60 ea

AMATEUR TV CONVERTER
Covers 420 to 450 AM TV BAND. Works on unused Commercial TV Channel
KIT ONLY \$39.95
ASSEMBLED \$49.95

BLINKY-FLASHER-TIMER KIT
Includes 555, PC Board
Parts & Instructions \$2.50

ACCUCYBER KIT. Uses TTL. Includes IC's, sockets, Speaker, PC Board, Instructions and all parts ONLY \$19.95
MEMORY KIT. Matches above & other accucyber kits ONLY \$19.95

VARIABLE POWER SUPPLY KITS. .5 Amps 5-15 Volt DC \$6.95
add \$1.00 per kit shipping .5 Amps 12-28 Volt DC 6.95

Visit Our Store. Hours 9:00 AM to 8:00 PM Mon. to Fri. Sat. 9:00 AM to 2:00 P.M. Phone Orders accepted. Visa & Master Charge. ADD 5% FOR SHIPPING. ORDERS UNDER \$10.00 add \$1.00. Foreign Orders add 15% shipping (Except Canada & Mexico) send Certified Check or Money Order in USA funds.

ALDELCO
2281R Babylon Turnpike, Merrick, New York 11566
516 378 4555

DOUBLE ANALYST TROUBLE

The color popped in and out, then finally went out entirely, on my B&K 1077 Analyst. The black-and-white bars on the screen showed up but no colors. You suggested replacing the crystal, which brought the color back. However, the color was still intermittent. Checking around, I found a 220-pF capacitor on the grid of the 6GH8 color oscillator tube that was changing in value as the heat of the tube warmed it up.

Thanks to John Conti, Galveston, TX, for the feedback.

OUTPUT TUBES BURN UP

I work in electronics but not in audio! In this stereo amplifier, the 7189 output tubes keep overheating. The schematic doesn't give any DC voltages. There's something I don't know! Do you know what it is?—R. J., El Dorado, AR.

I think so. I've been snakebit by the same problem in a different amplifier. Look at the control grid circuit of the 7189 output tubes. Follow the grid return back to the DC power supply, and you'll find a little *negative* voltage supply of something like -20 . This voltage *must* be applied to the control grids of the 7189 tubes to make them work in Class AB₁. If you lose this bias, the tubes will take far too much current and blow up. In the unit I had, this bias supply had been shorted where the wire went around the sharp corner of a ground terminal.

19V8 TUBE SUBSTITUTE

I'm working on a Philco radio, model No. 53-958, that uses a 19V8 tube. I can't find anywhere. I can't even find the base connections in any of my data. Can you help me find a substitute?—G. S., Washington, DC.

Any time you need data on an obsolete tube, check the GE manual, *Essential Characteristics*, from the 14th edition on. The manual shows a 19V8 tube that has electrical characteristics identical to those of a 19T8 tube, which is still available. However, the 19V8 tube has a 9AH base, and the 19T8 tube has a 9E base. So, you will have to rewire the socket, but


this shouldn't be too hard to do. (The heaters are on pins 4 and 5 on both, which saves just a little time!)

PEAKING-COIL SUBSTITUTE


I need a replacement for a Exadford part—a 50- μ h peaking coil. The part number I have is TLT 500-999. Can you help?—D. S., Kearny, NJ.

My J. W. Miller Company *Catalog No. 175* lists 16 companies that have built sets under the Bradford name. This part number is a Matsushita part number, and the exact replacement is a Miller 74F-475A1. R-E

SERIES 6000™ car stereo speakers, the only air-sealed convertible mounts on the market today



Surface mount



Flush mount

We know that sometimes you can't cut a hole and mount a speaker where you want it in your sports car, truck, van, hatchback, station wagon, RV, etc., etc., etc. That's what makes the **KRIKET®** SERIES 6000™ car stereo speaker unique. You can mount it on any surface. And its patented **WORKING WALL®** sound baffle insures sound reproduction unmatched in performance, quality and value.

If there is room in the trunk, you are not at the mercy of how ever the trunk is acoustically configured. The **SERIES 6000™** air-suspended sealed enclosure controls sound better than any other product on the market today.

The result is sound so clear, clean and brilliant, you'll think you're listening to a home stereo speaker system valued at hundreds of dollars. Yet **KRIKET®** speakers are sold at a fraction of that cost.

innovators in great autosound

afs® Kriket®

Acoustic Fiber Sound Systems, Inc.
Indianapolis, Indiana

Bearcat® 210 Scanner



\$289.

The Bearcat 210 super synthesized receiver scans and searches 32-50, 146-174 & 416-512 MHz. without expensive crystals. Order now on our 24 hour toll-free credit card order line 800-521-4414. In Michigan and outside the U.S. call 313-994-4441. Add \$5.00 for shipping in U.S. or \$8.00 for air UPS to west coast. Charge cards or money orders only. Foreign orders invited. For additional information, write: Communications Electronics, P.O. Box 1002, Dept. 503, Ann Arbor, Michigan 48106.



Just say charge it! Which card?



CIRCLE 53 ON FREE INFORMATION CARD

IT'S NEW. IT'S DIGITAL. IT'S PUSHBUTTON.



CB/RF GENERATOR.

- Keyboard entry for instant fingertip selection of all 40 channels.
 - Phase-locked-loop frequency control for crystal stability ± 5 ppm ($\pm .0005\%$).
 - LED channel display.
 - 455Hz IF output—with front panel socket for extra IF crystals.
 - Double shielded for ultra low RF leakage.
 - Metered precision attenuator for signals down to $0.3\mu\text{V}$.
 - Metered modulation for precise output adjustment.
 - SSB test function pushbutton operated.
 - Noise generator for ANL and noise blanker tests built-in.
 - RF protected up to 5 watts for 1 minute.
 - 2 year warranty.
 - Modern compact size ($8\frac{1}{4}''\text{w} \times 7''\text{h} \times 9\frac{1}{2}''\text{d}$).
- In stock at your Hickok distributor.

MODEL 266 **\$495.00**

The latest addition to the **HICKOK** Comm Line

the full line of professional CB Service instruments

HICKOK

the value innovator

INSTRUMENTATION & CONTROLS DIVISION
THE HICKOK ELECTRICAL INSTRUMENT CO
10514 Dupont Avenue • Cleveland, Ohio 44108
(216) 541-8060 • TWX 810-421-8286

CIRCLE 66 ON FREE INFORMATION CARD

RE TESTS ONKYO TX-8500 continued from page 57

Results can be compared with the manufacturer's published specifications elsewhere in this report. For reasons which remain unclear, the 50-dB quieting level in stereo was considerably poorer than specified, with $55\mu\text{V}$ (40 dBf) of signal required to achieve quieting. Mono measurements, on the other hand, all equalled or exceeded published specifications. The dial-calibration discrepancy was uniform over the whole dial spread; this indicated that the dial pointer was wrongly positioned rather than a misalignment of the FM circuits themselves. Signal-to-noise ratio in mono was excellent at 74.0 dB and satisfactory in stereo at 65 dB. Carrier suppression was a more than adequate 60 dB, so you are not likely to encounter any beats when recording FM from the recorder outputs.

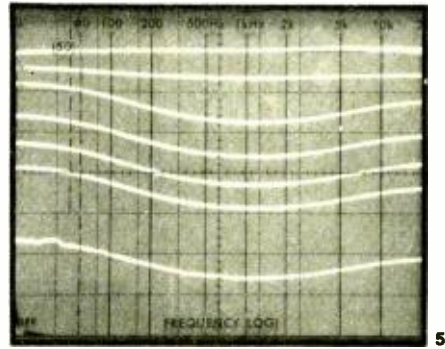
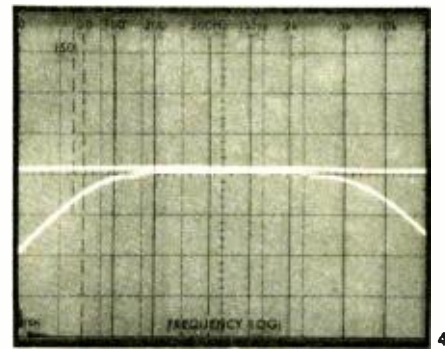
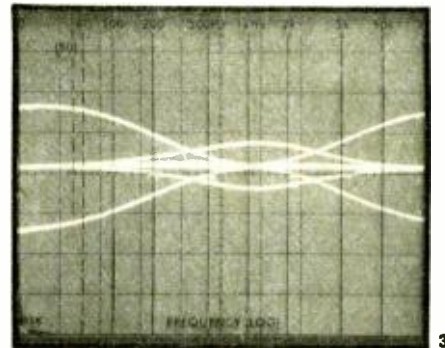
Amplifier measurements

Table II lists measured results for the amplifier section of the model TX-8500. Power output at all frequencies was significantly higher than claimed, for 8-ohm loads, with 118 watts-per-channel available at the difficult 20-Hz extreme for the rated 0.1% harmonic distortion level. The fact that Onkyo lists a power-output rating for 4-ohm operation and pegs it as high as they do suggests that any thermal problems have been successfully solved in this design, for such a rating implies that the amplifier can deliver 50 watts for one continuous hour into 4-ohm loads (its

worst internal heat dissipation condition) without failure. This test is required by the Federal Trade Commission, and we used the lower impedance loads without the thermal protection circuits cycling off during the tests.

Signal-to-noise measurements were made using an IHF "A" weighting network, simply to compare our results and those of the manufacturer. Even when measured without weighting, hum-and-noise was quite low for a preamplifier-equalizer section in a combination receiver.

Bass, mid-range and treble control ranges are shown in Fig. 3, while response with and



without the low- and high-cut filters, over a 20-Hz to 20-kHz range, is shown in Fig. 4. Figure 5 shows multiple sweeps of frequency at different master volume control settings with the loudness circuit activated, and the usual bass and treble compensation increases as the volume level is reduced.

Summary

A brief summary and overall product analysis of the receiver are given in Table III. The accompanying comments suggest that this Onkyo receiver offers an excellent amplifier section that more than meets its specifications, sounds good and has just about all the controls and flexibility one would want in an integrated receiver. If the tuner section does not quite come up to the quality found in high-priced separate tuners, the receiver's total price may compensate for this imbalance.

R-E



Every day more people discover that PAIA's GNOME, the original micro-synthesizer, is the most versatile, cost effective special effects device on the market today.

The Gnome has two envelope generators (one with repeat for cyclic effects), VCA, VCF and VCO. Use alone with its built in ribbon controller or modify to interface to guitar, electronic piano, polytonic keyboards, etc.

Best of all, the Gnome is only \$48.95 in easy to assemble kit form. Is it any wonder why we've sold thousands?

() Send the GNOME MICRO-SYNTHESIZER Kit (\$48.95 plus \$2.00 postage)

() Send FREE CATALOG

name: _____

address: _____

city: _____ state: _____ zip: _____

BAC VISA MC card no. _____

cut out & mail to: (405) 843-9626
PAIA DEPT. 12-R
1020 W. WILSHIRE, OKLAHOMA CITY, OK 73116

CIRCLE 70 ON FREE INFORMATION CARD

West Virginia CB'ers to promote regional travel and provide tourists with emergency assistance

A state travel promotion program, sponsored by the West Virginia Governor's Office of Economic and Community Development and state CB associations, will involve local CB operators in providing tourists with both travel information and emergency assistance.

CB operators "have the reputation of being helpful when there is a highway emergency, so they are a natural source for travel information," says Barbara Jones of the Governor's Office. Since other states are increasingly using CB'ers as goodwill ambassadors in travel promotion as well as in emergency assistance, Ms. Jones perceives this trend as possibly becoming nationwide.

The West Virginia program is called "CB Operation Latchstring." CB club members who participate will receive a certificate, a bumper sticker indicating their participation in "Latchstring" and an information brochure.

For travel information, a tourist merely tells local CB'ers to "Break 19 for Operation Latchstring"; he is then instructed to switch to another channel so as not to tie up Channel 19. The assistance channel is Channel 9; the CB operator stays with the caller until help arrives. The emergency assistance program will involve mobile unit operators, base stations, REACT members, base stations and West Virginia State Police mobile units. **R-E**

Presenting your portable automatic solid state

"JOB HOPPER"



Now, nobody likes to be called a Job Hopper, but the new, patented TF46 Portable Super Cricket can literally help you hop from job to job through solid state circuits faster than any other transistor tester on the market today. For the first time you can automatically analyze 162,000 different transistors and FETs, in or out of circuit at any job location in the world. Here are four reasons why.



It's 100% automatic.

Connect the test leads any way you want right in circuit and rotate the large permutator knob until the Cricket "chirps". Read any transistor or FET as Good or Bad on the meter with the patented phase-inversion automatic Cricket test. It even identifies the transistor leads! It virtually thinks for you.



It takes no set-up information.

None at all. It tests over 162,000 transistors and FETs with the same simple test, and can easily be used by a non-technical maintenance person.



It provides Leakage & Gain tests to completely analyze any transistor or FET.

The only portable tester that includes transistor Beta, FET Gm, and full leakage checks to totally check all parameters, and catch troubles other tests.



You can now test solid state circuits anywhere.

The TF46 is fully battery operated for the field, or AC operated for the bench with the optional 39G90 Power Adapter. You know what else? The TF46 automatically turns itself off after 10 minutes of testing in the field to save the batteries.

All these features, at \$45 less than the earlier model TF30 Super Cricket that was AC-operated only. Hop to it. Call your local Sencore Full Line Promotional Distributor, or order your TF46 Job Hopper with the coupon below.

SENCORE

3200 Sencore Drive, Sioux Falls, So. Dak. 57107 (605) 339-0100
In Canada: Superior Electronics

- I WANT TO BUY IT. Send _____ TF46s to me at \$195 each.
 - Check/MO enclosed. Send C.O.D.
 - Also send:
 - ___ PA202 Power Adapter \$9.95
 - ___ 39G85 Touch-Test Probe \$10.00
- I WANT TO TRY IT. Have my nearest Sencore distributor bring the TF46 to me.
- SEND FULL SPECIFICATIONS.

NAME: _____
 COMPANY: _____
 STREET: _____
 CITY: _____
 STATE: _____ ZIP: _____
 PHONE: _____

CIRCLE 4 ON FREE INFORMATION CARD

FREE!

EDMUND SCIENTIFIC

ELECTRONICS
OPTICS

SOLAR ENERGY
MAGNETS
LASERS

Q.E.M. COMPONENTS
LABWARE
MIRRORS
SURPLUS

164 PAGE CATALOG

- Over 4,000 unusual bargains for science and industry.
- In-stock supplies for engineers, experimenters, research labs, hobbyists, etc.
- Order direct and save—buy with complete confidence... every item carries the famous Edmund 30-day money-back guarantee
- Simply mail this coupon for the newest Edmund catalog

RUSH LATEST FREE EDMUND CATALOG

EDMUND SCIENTIFIC CO.
 Dept. EH20, Edscorp Building
 Barrington, N.J. 08007

Name _____
 Address _____
 City _____
 State _____ Zip _____

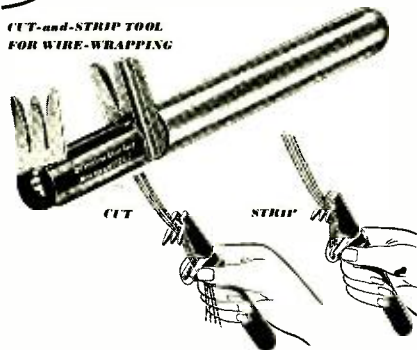
CIRCLE 52 ON FREE INFORMATION CARD

new products

More information on new products is available from manufacturers of items identified by a Free Information number. Free Information Card follows page 98.

WIRE CUT AND STRIP TOOL, model ST-100, for easy and clean stripping of wires for wire-wrapping electronic applications. Designed for maximum efficiency, it easily stores in a belt

CUT-and-STRIP TOOL FOR WIRE-WRAPPING



holster, or tool kit. The hardened steel cutting blades, insulated handle and sturdy construction of the tool insure long life. The stripping blade is easily replaceable. Available for wire from 20 to 30 AWG.—**O.K. Machine and Tool Corp.**, 3455 Conner St., Bronx, NY 10475

CIRCLE 85 ON FREE INFORMATION CARD

VOM, model 3300, is a five-function, 22-range unit that combines portability with precision. A 0.3-inch high LED readout provides extra readability. The five-function, 22-range single selector-



range switch includes: .2-600 VDC; .2-600 VAC with a 10 megohm/100 pF input impedance on all AC ranges; low-power range of 200 mV 0-2 megohms; high-power range of 2 volts, 0-2 megohms; AC/DC milliammeter at 0-200 mA. Basic DC accuracy of .5%.

Unit measures 3 × 5¼ × 1¼-inches, and is ideal for test bench and field measurements.

Housed in rugged lightweight high-impact plastic case, complete with snap-in NiCad Battery-Pak™ and AC adapter charger. Price: \$175.—**Triplett Corp.**, Bluffton, OH 45817.

CIRCLE 86 ON FREE INFORMATION CARD

AMMETER, Ampak model 705A, measures 1-8 amps DC and 1-400 amps AC with 3% accuracy without breaking circuit or changing tongs or shunts. All DC waveforms, including SCR circuits, can be checked. Clamp-on unit has a meter



remote from the tongs for easy readings. Power supplied by series 133 mercury cells included. Comes in heavy-duty carrying case. Price: \$195.—**Pacer Industries, Inc.**, 704 E. Grand Ave., Chippewa Falls, WI 54729.

CIRCLE 87 ON FREE INFORMATION CARD

SPEECH SYNTHESIZER, model CT-1, is a high-quality voice generator that is S-100 bus-compatible and controlled by nine acoustic-phonetic parameters. Programming can be accomplished in different ways depending on speech quality desired and the amount of memory available in the computer. The CT-1 can be operated directly from memory-stored parameters, with a storage requirement of 900 bytes per second of speech. The result is highly intelligible and natural-sounding speech.



The CT-1 can also be programmed using a system of phonetic rules to generate the synthesis control parameters from the phonetic-text input. Resulting speech is less natural but still intelligible.

The model CT-1 board measures 5¼ × 10-inches and requires a block of 16 output locations, 8 bits each, that can be relocated to any hex boundary via a selector switch. Power re-

quirements are +8 volts unregulated at 170 mA (typical), 250 mA (maximum); and +16 volts unregulated at 85 mA (typical). Price of the model CT-1, \$395; CSR1 software, \$35.—**Computalkers Consultants**, Box 1951, Santa Monica, CA 90406.

CIRCLE 88 ON FREE INFORMATION CARD


COMPUTER TERMINAL KIT, model CT-64, can be used with any 8-bit computer to display 128 ASCII characters in 16 lines of 64 or 32 characters. Unit features scrolling or page mode, 32 control character decoding, selectable printing,



and character or word highlighting. The model CT-64 provides full cursor control, home-up and erase, erase to end of line or frame, cursor on/off, screen reversal, solid or blinking cursor, and end-of-page beep signal. Kit comes complete with keyboard, power supply, 110-1200 Baud interface, and case. Also available is an optional 12-MHz monitor, model CT-VM. Prices: Model CT-64, \$325; model CT-VM, \$175.—**Southwest Technical Products Corp.**, 219 W. Rhapsody, San Antonio, TX 78216.

CIRCLE 89 ON FREE INFORMATION CARD

DIGITAL CLOCKS, model 0100, model 0101, Solid-State Technology Kits™. The model 0100 alarm clock-calendar kit (shown above) features .8-inch, 3¼-digit LED display with AM/PM indica-



tor. Unit has 8-second time display and 2-second date readout. Can be connected either to radio or 9-volt battery.

The model 0101 wall clock has a 2½-inch, 6-digit LED display, visible at up to 50 feet. Time and date are interchangeable, with constant time or date readout if desired.—Fairchild, Optoelectronics Div., 4001 Miranda Ave., Palo Alto, CA 94303.

CIRCLE 90 ON FREE INFORMATION CARD


TOOL CASE, model 615T, made of shatter- and scuff-proof polyethylene, is ideal for carrying tools, parts and equipment. Comes with one-



piece, solid, molded urethane pallet, handy for wall-hanging small tools next to workbench. Case measures 15½ × 12¼ × 4¾-inches and weighs 3¼ lb.—Platt Luggage, Inc., 2301 S. Prairie Ave., Chicago, IL 60616.

CIRCLE 91 ON FREE INFORMATION CARD

FREQUENCY MULTICOUNTERS, models 1910A and 1911A, can be used in a wide variety of applications. Both units offer period, period average, and totalize modes, which allow many field and




lab measurements. The 1910A covers 5 Hz to 125 MHz while the 1911A (shown) goes to 250 MHz. A variable trigger level and attenuator permit accurate readings even in very noisy environments. Inexperienced users will find that the autorange feature (which prevents up and down ranging) makes these instruments simple to use. The model 1911A has a 50-ohm impedance from 50 MHz to 250 MHz, useful in RF applications. Both multimeters have a basic 15-mV sensitivity for reliable readings.

Both units can be ordered with either a 2-ppm or 5-ppm TCXO at 0°-5° C; the aging rate is .3 ppm per month. An optional rechargeable battery pack gives four hours of continuous operation. The cost of the model 1910A: \$395; model 1911A: \$495.—John Fluke Mfg. Co., Inc., Box 43210, Mountlake Terrace, WA 98043.

CIRCLE 92 ON FREE INFORMATION CARD

HEX CODE CARD, model 8080, a 6.5 × 3-inch aid to 8080 programming and debugging, con-




tains mnemonics and hex codes, with color-coded instructions to indicate which flags are

continued on page 84

QUICK CHARGE IRON-QUICK CHANGE TIPS

ISO-TIP® Quick Charge Cordless Soldering Iron recharges in 3-4½ hours. Uses any of Wahl's 16 snap-in tips.

Low voltage, battery powered, ground free isolated tip design.



WAHL CLIPPER CORPORATION

ORIGINATORS OF PRACTICAL CORDLESS SOLDERING

Sterling, Illinois 61081 (815) 625-6525

"Manufacturing Excellence Since 1919"

CIRCLE 75 ON FREE INFORMATION CARD

GTS-10. OUR NEW MODEL OF GENERAL TELEVISION SERVICER.

Here it is: Using all-silicon circuitry, the GTS-10 offers stable operation over a wide temperature range. Digital IC's (33 of 'em) plus a voltage regulator IC produce outputs with a new dimension in stability and freedom from interference. Five crystal oscillators provide rock solid outputs that can be relied upon to be on frequency, and since the GTS-10 needs only 10 watts of power, it runs nice and cool. It's reliable - very reliable!

Flexibility . . . versatility . . . or whatever you want to call it, is another strong point. For example, 4.5 MHz Sound Carrier is available at all outputs (RF, IF and Video). With 3.58 Monitor pattern you can check the color sync oscillator frequency without shorting the often difficult to find AFPC test point. Checking, cross-checking and adjusting purity using the unique Red, Blue and Green Raster patterns is a snap. Use of other patterns such as Vector, Color Bars, Hatchdots and Gray Quad is just as easy.



The look is pretty snappy too - human-engineered front panel with big readable markings - all-metal cabinet for rugged portability, specially designed to enhance RF shielding - clean compact size.

We'd like to tell you more - a whole lot more. Write American Technology Corporation, 225 Main Street, Canon City, Colorado 81212. Our new, 6 page full color brochure gives details, specifications and a feature comparison chart. Call us at (303) 275-8991 for same day shipment of MASTER CHARGE or VISA orders. Only \$349.00 - a moderate sum to invest in your future profits. And you can't lose with our 2 year factory warranty and 30 day money back guarantee.

The concept that is changing the course of TV servicing!

ATC
AMERICAN TECHNOLOGY CORPORATION

CIRCLE 42 ON FREE INFORMATION CARD

Should your career in electronics go beyond TV repair?

**CREI prepares you at home
for broader and more advanced
opportunities in electronics —
plus offers you special arrangements
for engineering degrees**

There is no doubt television repair can be an interesting and profitable career field. TV repair, however, is only one of the many career areas in the fast growing field of electronics.

As an indication of how career areas compare, the consumer area of electronics (of which TV is a part) makes up less than one-fourth of all electronic equipment manufactured today. Nearly twice as much equipment is manufactured for the communications and industrial fields. Still another area larger than consumer electronics is the government area. That is the uses of electronics in such areas as research and development, the space program, and others.

Just as television is only one part of the consumer field, these other fields of electronics are made up of many career areas. For example, there are computer electronics, microwave and satellite communications, cable television, even the broadcast systems that bring programs to home television sets.

As you may realize, career opportunities in these other areas of electronics are mostly for advanced technical personnel. To qualify for these higher level positions, you need college-level training in electronics. Of course, while it takes extra preparation to qualify for these career areas, the rewards are greater both in the interesting nature of the work and in higher pay. Furthermore, there is a growing demand for personnel in these areas.

Unlike most other home study schools, CREI programs are devoted exclusively to preparing you for careers in advanced electronics. All of CREI programs are college level. And CREI gives you both theory and practical experience in advanced electronics.

Unique Design Lab

A unique feature of CREI training is its Electronic Design Laboratory Program, which trains you to actually design circuits. It also helps you understand the theories of advanced electronics and gives you extensive practical experience in such areas as tests and measurements, breadboarding, prototype construction, circuit operation and behavior, characteristics of electronic components and how to apply integrated circuits.

Career Training at Home

Only CREI offers this unique Lab Program. It is a complete college lab and, we believe, better than you will find in most colleges. The "Lab" is one of the factors that makes CREI training interesting and effective. And the professional equipment in this program becomes yours to keep and use throughout your professional career after you complete the training.

Engineering Degree

CREI offers you special arrangements for earning credit for engineering degrees at certain colleges and universities as part of your home study training program. An important advantage in these arrangements is that you can continue your full time job while "going to college" with CREI. This also means you can apply your CREI training in your work and get practical experience to qualify for career advancement.

Wide Choice of Programs

CREI gives you a choice of specialization in 14 areas of electronics. You can select exactly the area of electronics best for your career field. You can specialize in such areas as computer electronics, communications engineering, microwave, CATV, television (broadcast) engineering and many other areas of modern electronics.

FREE Book

In the brief space here, there isn't room to give you all of the facts about CREI college-level, home study programs in electronics. So we invite you to send for our free catalog (if you are qualified to take a CREI program). The catalog has over 80, fully illustrated pages describing your opportunities in advanced electronics and the details of CREI home study programs.

Qualifications

You may be eligible to take a CREI college-level program in electronics if you are a high school graduate (or the true equivalent) and have previous training or experience in electronics. Program arrangements are available depending upon whether you have extensive or minimum experience in electronics.

Send for this **FREE** Book describing your opportunities and CREI college-level programs in electronics



Mail card or write describing qualifications to

CREI **CAPITOL
RADIO
ENGINEERING
INSTITUTE**

McGraw-Hill Continuing Education Center
3939 Wisconsin Avenue Northwest
Washington, D.C. 20016

Accredited Member National Home Study Council

GI Bill

CREI programs are approved for training of veterans and servicemen under the G.I. Bill.



**MATHEMATICS
ELECTRONICS
ENGINEERING MATHEMATICS
ADVANCED MATHEMATICS**

These unusual courses are the result of many years of study and thought by the President of Indiana Home Study, who has personally lectured in the classroom to thousands of men, from all walks of life, on mathematics, and electrical and electronic engineering.

You will have to see the lessons to appreciate them!

NOW you can master mathematics and electronics and actually enjoy doing it!

WE ARE THIS SURE:—you order your lessons on a money-back guarantee.

In plain language, if you aren't satisfied you don't pay, and there are no strings attached.

Write today for more information and your outline of courses.

You have nothing to lose, and everything to gain!

**The INDIANA
HOME STUDY INSTITUTE**
P.O. BOX 1189
PANAMA CITY, FLA 32401

CIRCLE 9 ON FREE INFORMATION CARD



**endeco
soldering &
desoldering
equipment**

**SOLDERING
IRONS**



Pencil style. Safety light. Two heats — 20w and 40w. 6 tips. Unbreakable handle. 2 and 3 wire neoprene cords.

**DESOLDERING
IRONS**



Pencil style. Safety light. Some operate at 40w, idle at 20w. 8 tip sizes. 2 and 3 wire neoprene cords.



**SOLDERING &
DESOLDERING
KITS**

Everything needed to solder or desolder or both. All in a handy lifetime metal box with hasp.

See your distributor or write...

Enterprise Development Corp.

5127 E. 65th St. • Indianapolis IN 46220
PHONE (317) 251-1231

CIRCLE 2 ON FREE INFORMATION CARD

NEW PRODUCTS

continued from page 79

affected. Back of card shows ASCII code chart, together with status word and register pair codes. Single price: \$2.95 postpaid. Discounts available on 10-unit orders.—Tychon, Inc., Box 242, Blacksburg, VA 24060.

CIRCLE 93 ON FREE INFORMATION CARD

POLYMORPHIC MICROCOMPUTER, Poly 88 System Sixteen, comes assembled or in kit form. Unit's high-speed video display and alphanumeric keyboard lets you perform mathematical and analytical operations as well as enjoying a wide variety of video games. Cassette tapes



provide permanent program storage. The BASIC software contains PLOT and TIME features based on video graphics and real-time clock; also included is a VERIFY function that signals tape is good before another is loaded. Also included are scientific functions, formatting options, string capabilities, and a program library. **Poly 88 System Sixteen**: \$2250; kits start at \$735.—**PolyMorphic Systems**, 460 Ward Drive, Santa Barbara, CA 93111.

CIRCLE 94 ON FREE INFORMATION CARD

DIGITAL MULTIMETER, model 270, is a 3½-digit, battery-operated kit that provides 21-range AC/DC current, voltage and resistance measurements. The 0.5-inch LED displays are readable to



1999. Instrument has 0.5% DC accuracy, 10-megohm input impedance, low-voltage drop in all ranges. An overrange indicator flashes automatically when input exceeds value of range selected. Unit comes with test leads and stand; batteries not included. Optional AC adapter, **model BA-27**, is available. Suggested kit price: \$79.95; factory assembled: \$109.95; **model BA-27**: \$9.95.—**Eico Electronic Instrument Co., Inc.**, 283 Malta St., Brooklyn, NY 11207.

CIRCLE 95 ON FREE INFORMATION CARD

TV FIELD STRENGTH ANALYST, model 5001, can be used as a field-strength meter that tunes to all UHF and VHF channels. A three-position attenuator switch allows signal measurement from 0–100,000 μV. Meter scale is calibrated in μV and dB. Used as a TV analyst, unit can substitute the VHF or UHF tuners or combination of the two for any 41-MHz TV receiver, and can also check IF and AGC.

The **model 5001** is AC/DC-powered, with a 300-ohm input for home use and a 75-ohm input for CATV/MATV installation and service. Comes in attractive sturdy case with a detachable line

**"My father built this
Schober Organ for me!"**

You'd be proud to buy her an organ this good...but how would you feel if you'd also built it? It's a special kind of satisfaction. The gift of a lifetime of magnificent music, crafted with your own hands!

And you can do it! You need no prior electronic or mechanical abilities. Just the capacity to follow instructions. Every step is clearly detailed, every component is supplied. You'll find the assembly process as enjoyable as the music which follows!

And what music! For this is a truly fine instrument you will build. Far superior to most

"ready-made" organs...easily comparable to others at twice the price. Kit costs range from \$650 to \$2850 for all basic components, and you can purchase it in sections to spread costs out...or have two-year time payments.

When you've completed the basic organ, Schober offers a full complement of accessories...plus complete organ playing courses! People have been building Schober Electronic Organs for their daughters, sons, wives, husbands...for themselves...for 20 years now. Join the thousands of delighted Schober people.

You can have all the details, without cost or obligation. Just send the coupon for the fascinating Schober color catalog (or enclose \$1 for a record that lets you hear as well as see the quality of Schober). Why not clip it right now, before you forget?




The **Schober Organ Corp.**, Dept. RE-169
43 West 61st Street, New York, N.Y. 10023

- Please send me Schober Organ Catalog.
- Enclosed please find \$1.00 for 12-inch L.P. record of Schober Organ music.

NAME _____
ADDRESS _____
CITY _____ STATE _____ ZIP _____

CIRCLE 39 ON FREE INFORMATION CARD



cord. Suggested retail price: \$119.50.—PTS Electronics, Inc., 5233 S. Highway 37, Box 272, Bloomington, IN 47401.

CIRCLE 96 ON FREE INFORMATION CARD

FM TUNER PREAMPLIFIER, model 630, is the latest addition to this manufacturer's 600 series components. The 630 features an extremely low-



noise, low-distortion preamplifier section, phono performance with noise 80-dB below a 1-mV input reference level (1-mV sensitivity, IHF-A). Distortion is virtually immeasurable. A phono overload figure of 250-mV plus switch-selectable phone input sensitivity ensure compatibility with a wide variety of cartridges. The preamp section also provides precision tone and contour con-

turn page

1 out of 2 who have it don't know it...



21 million Americans have high blood pressure. But 50 percent of those who have it don't know it.

When blood pressure goes higher than it should, and stays high, it sets the stage for heart attack or stroke.

Most cases of high blood pressure can be controlled with drugs and other advances in treatment. That's why you should see your doctor regularly. Only he can tell if you need help.

A public service message from your Heart Association



Copyright © 1977



INTERNATIONAL FM 2400CH

FREQUENCY METER for testing mobile transmitters and receivers



- Tests Predetermined Frequencies 25 to 1000 MHz
- Extended Range Covers 950 MHz Band
- Pin Diode Attenuator for Full Range Coverage as Signal Generator
- Measures FM Deviation

The FM-2400CH provides an accurate frequency standard for testing and adjustment of mobile transmitters and receivers at predetermined frequencies.




The FM-2400CH with its extended range covers 25 to 1000 MHz. The frequencies can be those of the radio frequency channels of operation and/or the intermediate frequencies of the receiver between 5 MHz and 40 MHz.

Frequency Stability: $\pm .0005\%$ from $+50^\circ$ to $+10^\circ\text{F}$.

Frequency stability with built-in thermometer and temperature corrected charts: $\pm .00025\%$ from $+25^\circ$ to $+125^\circ$ (.000125% special 450 MHz crystals available).

Self-contained in small portable case. Complete solid state circuitry. Rechargeable batteries.

- FM-2400CH (meter only) \$595.00
- RF crystals (with temperature correction) ... 24.00 ea.
- RF crystals (less temperature correction) 18.00 ea.
- IF crystals catalog price



Clever Kleps

Test probes designed by your needs—Push to seize, push to release (all Kleps spring loaded).

- Kleps 10.** Boathook clamp grips wires, lugs, terminals. Accepts banana plug or bare wire lead. 4 3/4" long. \$1.39
- Kleps 20.** Same, but 7" long. \$1.49
- Kleps 30.** Completely flexible. Forked-tongue gripper. Accepts banana plug or bare lead. 6" long. \$1.79
- Kleps 40.** Completely flexible. 3-segment automatic collet firmly grips wire ends, PC-board terminals, connector pins. Accepts banana plug or plain wire. 6 1/4" long. \$2.59
- Kleps 1.** Economy Kleps for light line work (not lab quality). Meshing claws. 4 1/2" long. \$.99
- Prof 10.** Versatile test prod. Solder connection. Molded phenolic. Doubles as scribing tool. "Bunch" pin fits banana jack. Phone tip. 5 1/2" long. \$.89

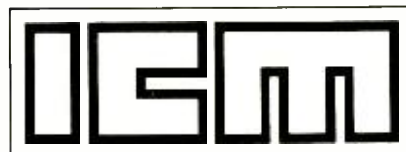
All in red or black - specify. (Add 50¢ postage and handling). Write for complete catalog of - test probes, plugs, sockets, connectors, earphones, headsets, miniature components.

Available through your local distributor, or write to:



RYE INDUSTRIES INC.
132 Spencer Place, Mamaroneck, N.Y. 10543
In Canada: Rye Industries (Canada) Ltd.

CIRCLE 27 ON FREE INFORMATION CARD



International Crystal Manufacturing Company, Inc.
10 North Lee, Oklahoma City, Oklahoma 73102

CIRCLE 22 ON FREE INFORMATION CARD

SUBBER®

MARK IV-CUVB

A TIMESAVING
INSTRUMENT
BY CASTLE



UHF-VHF TV tuner and i-f signal analyst
Incorporates these important features:

- Tunes all UHF & VHF Channels
- Electronic Fine Tuning
- Dual 40 MHz IF Output Jacks
- Battery Condition Indicator

MARK IV-CUVB
(BATTERY POWERED ONLY)

Net \$64.95




CASTLE ELECTRONICS

5233 Old South Highway 37 Bloomington, Indiana 47401

For More Details and Specifications Contact Your Nearest Distributor
In Canada: Len Finkler Ltd; Ontario

CIRCLE 54 ON FREE INFORMATION CARD



FROM KIT TO CAR IN 80 MINUTES!

Electronic ignition is "in." Update your car with the TOPS in power, efficiency and reliability — the TIGER SST capacitive discharge ignition (CD).

The TIGER delivers everything other CD's promise — and more: quicker starting, more power, more gas mileage, tune-ups eliminated, lifetime plugs and points, reduced repairs and pollution.

The TIGER can be built and installed in your car in 80 minutes. The TIGER is unique!

The TIGER comes with a switch for TIGER or standard ignition for 12V negative ground only.

Simpli-Kit \$21.95
POST PAID U.S.A.

WE ACCEPT:


Mastercharge or BankAmericard.

Send check or money order with order to:

Tri-Star Corporation

DEPT. FF, P.O. Box 1727
Grand Junction, Colorado 81501

CIRCLE 5 ON FREE INFORMATION CARD



MODEL 101 AUDIO TEST SYSTEM consists of two sine/square/triangle function generators, pulse generator, frequency counter and AC voltmeter. As a system it will generate a frequency response plot on an X-Y recorder or scope.

Time base generator offers symmetrical or independent control of the positive and negative sides of the ramp providing a duty cycle of 1% to 99%. Frequency range is .002 Hz to 100k Hz. Amplitude is 16 Vpp into 500 Ohms with ± 5 VDC offset. The time base output drives the X axis of an X-Y recorder. Manual mode provided for setup.

Audio sweep generator provides manual frequency adjustment or log/linear sweep of 20 Hz to 20k Hz. Blanking mode provides zero reference line on an X-Y recorder or tone burst. Amplitude is 16 Vpp into 500 Ohms or 10 Vpp into 8 Ohms.

Pulse generator frequency range is .002 Hz to 800k Hz. Pulse width is adjusted independent of frequency from 4 seconds to 40 nanoseconds. Outputs are complementary TTL.

AC Voltmeter has full scale sensitivities from 1 mV to 250 V. Fast/slow, peak/true RMS and log/linear modes are provided. Output drives Y axis of X-Y recorder.

Frequency counter is 6 digit, line triggered, and reads either internal or external. Sensitivity is 100 MV peak at 20k Hz. 1/2 sec. update. 50/60 Hz.

Dimensions: 8x14x3. Shipping weight: 9 lbs.
\$650. Stock to 30 days. Warranty: 1 year, 3-year \$60.



1894 Commercenter W. #105
San Bernardino, Ca 92408
(714) 889-7623

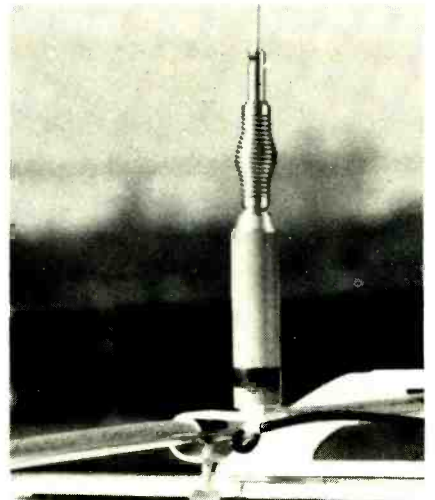
CIRCLE 6 ON FREE INFORMATION CARD

trols, tape-deck monitor and copy facilities and high-output headphone amplifier.

The FM tuner section of the 630 is also a low-noise and distortion device. An elaborate front-end employs a 5-section ganged variable tuning capacitor with components hand-wired directly onto the chassis for maximum spurious signal rejection. Dual-selectivity IF filter employs a 6-element L-C network with highly linearized phase response for low overall FM distortion. The unit also features an FM Dolby switch that provides B-type Dolby decoding circuitry and the 25-micro-second de-emphasis required for proper reception of Dolby encoded broadcasts. The unit is priced at \$600.—Nakamichi Research (U.S.A.), Inc., 220 Westbury Ave., Carle Place, NY 11514

CIRCLE 97 ON FREE INFORMATION CARD

LUGGAGE-RACK MOUNT ANTENNA, model MR 210, can be clamped securely without drilling holes. Stainless-steel whip has shock spring for



protection. Waterproof mount protects against water damage. Comes with 17-foot coax cable and radio connector. Suggested list price, \$25.95.—The Antenna Specialists, Inc., 12435 Euclid Ave., Cleveland, OH 44106.

CIRCLE 98 ON FREE INFORMATION CARD

BASE STATION ANTENNA, model 18-2340, the "Stingray," is a 16-foot Fiberglas, omnidirectional antenna for 23- or 40-channel use. The Stingray boasts an SWR of 1.3:1 or better, power multiple factor of 2.51 and 4-dB gain over



isotropic for professional quality performance. Its Fiberglas construction makes the Stingray weatherproof and lightweight (9 pounds). The installation of this two-piece antenna is simple. All mounting hardware is supplied as well as 3-foot length of cable and attached connector.—GC Electronics, 400 South Wyman, Rockford, IL 61101

CIRCLE 99 ON FREE INFORMATION CARD

new books

HOW TO BUY & USE MINICOMPUTERS & MICROCOMPUTERS, by William Barden, Jr. Howard W. Sams & Co., Inc., 4300 W. 62 St., Indianapolis, IN 46268. 240 pp. Softcover \$9.95.

This book demonstrates the ABC's of the ever-growing field of microcomputer and minicomputer technology. Written in easy-to-understand language, it gives the beginning enthusiast a basic understanding of what a computer is, how it operates and how he can own and use a functioning home system for recreation or work.

The introductory chapters deal with microcomputer basics, with the emphasis on "real-world" applications. Short programs illustrate computer programming in BASIC and other rudimentary machine languages. One chapter gives several program examples, including a complete BASIC game program. Other chapters discuss peripheral devices, with interface examples; program goals and techniques; and describe some available microcomputers and minicomputers. A handy index in the back of the book contains much useful reference material.

EASI-GUIDE TO HOME ELECTRICAL REPAIRS, by Forest H. Belt. Howard W. Sams & Co., Inc., 4300 W. 62 St., Indianapolis, IN 46268. 144 pp. Softcover \$3.50 (in Canada, \$4.40).

This handy step-by-step guide takes the mystery out of the simple home electrical repairs a lot of people shy away from. Plenty of factual information, explicit instructions and relevant illustrations are provided.

The book emphasizes working safety and outlines in simple, straightforward language how to work with electrical materials; it even tells you what to do in case of emergency. Other chapters deal with such topics as twisting, soldering and taping free joints; making connections; and crimping lugs, etc. Instructions for repairing many different appliances are accompanied by simple clear photographs.



GO DIGITAL, GO DANAMETER®

(The New VOM For Today's Needs.)

- 0.25% Accuracy
- Full Overload Protection
- Really Drop-Proof
- Full One Year Battery Life

DANA

Dana Laboratories, Inc.

2401 Campus Dr, Irvine, Ca 92715, (714) 833-1234
CIRCLE 61 ON FREE INFORMATION CARD

NEW

from Polaris CADDY-PROBE

40 KV DUAL RANGE

Measures
VOLTAGE
And
CURRENT

RANGE
1: 40,000 VOLTS DC
0-400 MA DC


34.95

Fits Your Caddy



851

UNIVERSAL TEST RIG



\$229.95

PJS-298

C.R.T. Included

- 33KV Leaded Glass CRT
- 40KV Meter
- Build-In Speaker
- Obsolete-Proof

The PJS-298 Universal Test Rig for tube and Solid State TVs designed for servicing high voltage chassis. Built-in speaker for convenient audio checking, 40KV-50Ua sensitivity meter constant monitoring of the anode voltage. Up-dating is accomplished by means of plug-in modules. (Extension cables included).

FOR FAST TROUBLE SHOOTING . . .

TeleMatic TV MINI-ANALYZER



\$99.95

SG-785

- VHF/UHF Subber
- I.F. - Video Trouble Shooter
- Convergence Generator
- Dots and Cross-Hatch Patterns

The "SG-785" is a multi-functional instrument for fast, efficient trouble-shooting and adjustment of all Color and B&W tvs. It is ideal for both shop and field work. (Cables included.)

TeleMatic

108-02 OTIS AVENUE, CORONA, N.Y. 11363

CIRCLE 28 ON FREE INFORMATION CARD

NEW EICO 700 FREQUENCY COUNTER KIT \$69⁹⁵

At last! A digital counter every CB'er/Hobbyist can afford. Exclusive transmitter-Keyed "sniffer" circuit activates counter only on transmit, giving accurate readout of channel frequency. Standard coax connectors and mounting brackets make mobile installation a snap. IC Digital circuitry. Freq. range: 5 Hz-27 MHz (all 40 CB channels) Accuracy: ± 1 PPM ± 1 Digit. Readout: Five 0.5" LED Displays; 10 MHz crystal oscillator KHz/MHz Timebase switch; Compact design: 2 $\frac{3}{8}$ "H x 6 $\frac{1}{8}$ "W 5 $\frac{1}{16}$ "D. **Assembled \$99.95**

FREE '78 EICO CATALOG

Check reader service card or send 75¢ for first class mail. See your local EICO Dealer or call (212) 272-1134, 9:00 a.m.-5:00 p.m. EST. Major credit cards accepted.

EICO-283 Malta St.,
Brooklyn, N.Y. 11207



CIRCLE 51 ON FREE INFORMATION CARD

2 Great New Experimenter's Project Books!

BUILD-IT BOOK OF DIGITAL ELECTRONIC TIMEPIECES



A data-packed guide to building modern timekeeping devices—rugged shipboard clocks, second-splitting digital IC chronometers, decorator digital clocks, a precision timer, a frequency/period meter, a tide and moon clock, automatic alarm setter, etc.—including full-size PC board layouts. Full of projects that bring you lab-quality time measurement—a clock with strobe, scan, and numerous signal output capabilities; control accessories; a flashing-light alarm for the hard-of-hearing; a primary standard of frequency; date, time, & interval capability for your microcomputer; giant displays: multi-city clocks, etc. 295 p., 209 ill.

Paper \$6.95; Hardbound \$9.95 Order No. 905 DISPLAY ELECTRONICS



Contains over 70 projects using arrays and displays, light-emitting diodes, infrared-emitting diodes, photodiodes, liquid crystals, phototransistors, light-activated SCRs, fiber optics, electroluminescence, etc...with detailed instructions on how to build 2-color displays, LED transmitters, receivers, digital counters, electroluminescent panels, AC/DC indicators, photodetectors, oscillators, modulators, voltage-level indicators, IC tester, light-controlled switch, a character generator, an LED VU meter, flashers, burglar alarms, a Xenon strobe light, a microcomputer with binary and octal readouts, and several sophisticated games. 252 p., 195 ill.

Paper \$5.95; Hardbound \$8.95 Order No. 861

SEND NO MONEY! We'll invoice you on 10-DAY FREE TRIAL.

TAB BOOKS DEPT. RE-127
BLUE RIDGE SUMMIT, PA. 17214

CIRCLE 12 ON FREE INFORMATION CARD

ANNUAL INDEX JANUARY—DECEMBER 1977

To present the maximum number of articles to our readers, we have not published the Annual Index as part of this issue. A 4-page brochure containing this index is available for those who need one. To get your free copy, send a stamped self-addressed envelope (legal size) to:

Radio-Electronics
Annual Index
45 East 17th Street
New York, NY 10003

Any requests postmarked on or before February 28 are free. After that date there is a 25¢ fee. Questions and comments about anything other than the Index that are included with your request cannot be handled. Send them separately to our Editorial Offices.

Radio-Electronics

Annual Index

45 East 17th Street

New York, NY 10003

CIRCLE 101 ON FREE INFORMATION CARD

new lit

More information on new lit is available from the manufacturers of items identified by a Reader Service number. Use the Free Information Card following page 98.

CB RADIO COMPONENT REPLACEMENT GUIDE, K-1200A, provides service technicians with 48 pages of information on capacitors, semiconductors, resistors, radio interference filters and installation aids. A four-page section on 536 standard capacitors gives their capacitance values, voltage ratings and capacitance tolerances. Catalog also contains a 26-page semiconductor cross-reference for CB replacement parts and four pages of IC basing diagrams.—**Sprague Products Co.**, 509 Marshall St., North Adams, MA 01247.

CIRCLE 104 ON FREE INFORMATION CARD

REPLACEMENT GUIDE for CB coils is a handy 12-page listing and cross-reference guide for some 3,300 manufacturers' part numbers. The more than 67 CB trade names included in the listing are cross-referenced to corresponding Miller part numbers.—**Bell Industries**, J.W. Miller Div., 19070 Reyes Ave., Box 5825, Compton, CA 90224.

CIRCLE 105 ON FREE INFORMATION CARD

THE COMPLETE BUGWORKS, Catalog No. 803-0156, provides designers, researchers, hobbyists and students with 24 pages of circuit design and educational aids. More than 155 products are described along with specifications, prices and ordering information. Some of the wares displayed include solderless sockets, breadboards and accessories for "plug-in" wiring as well as the functional modules known as "outboards." The latter are available assembled or in kit form. A list of hardware is supplemented by educational books and reference works, including *Bugbooks*, combined texts and lab manuals.—**E&L Instruments, Inc.**, 61 First St., Derby, CT 06418.

CIRCLE 106 ON FREE INFORMATION CARD

HEATHKIT CATALOG No. 817 describes close to 400 different electronic kits, as well as many Heath-recommended assembled units. The kits include a complete line of personal computers, an audio-signal processor for hi-fi systems, a digital electronic scale for home use and new test equipment. The Heath-recommended assemblies feature a microcomputer-based chess game, video-cassette recorder, phone answerer/recorder and an electronic greenhouse.—**Heath Company**, Dept. 350-420, Benton Harbor, MI 49022.

CIRCLE 50 ON FREE INFORMATION CARD

SECURITY SYSTEM CATALOG No. A-78 features 72 pages of professional-grade alarm systems, ranging from simple door-switch installations to sophisticated infrared and ultrasonic detectors. Some of the devices listed are: fire and burglar detectors, remote control systems, signaling devices, silent phone connections, telephone dialers, locks, tools, books, etc. Diagrams and illustrations allow technicians to make precision connections, wherever necessary.—**Mountain West Alarm Supply Co.**, 4215 N. 16 St., Box 10780, Phoenix, AZ 85064.

CIRCLE 107 ON FREE INFORMATION CARD

BUGS TAKE BIG BITE OFF PRICE.



\$16.50. (Save \$2.50)

Rony, Larsen and Titus'

8080 Microprocessor home study course.

When the Bugs bite it saves you bucks. Learn the complete operation of the 8080 Microprocessor for just \$16.50 (A special offer good only until March 1, 1978.) Bugbooks V & VI consist of 900 pages of clearly written text that take you from basic digital electronics to interfacing and programming.

Even better, the Bugs will foot the full \$16.50 if you buy one of our new MMD-1 microprocessors within 90 days. Your dealer will deduct that from your purchase price.

So get your Bug Books now. Enclose \$16.50 for both books.

NAME _____
ADDRESS _____
CITY _____
STATE _____ ZIP _____



E&L INSTRUMENTS, INC.
61 First Street, Derby, Conn. 06418
(203) 735-8774 Telex No. 96 3536

Enclose check, money order or numbers from BankAmericard or Master Charge. We will ship post paid anywhere in continental U.S.

CIRCLE 101 ON FREE INFORMATION CARD

FREE!



MORE THAN 900 PRODUCTS

detectors,
controls,
sounders,
locks,
tools

EVERYTHING NEEDED TO PROTECT HOME, BUSINESS, INSTITUTION

Huge selection of high quality professional alarm products. 64 fact-filled pages with detailed specs, diagrams, technical notes. Products range from basic switches, controls, bells, sirens to most sophisticated detectors - radar, modulated or passive infrared, microwave, ultrasonics, ion, data links using pulse code multiplex, FSK radio, automatic phone dialers, leased line connections and display panels. Full selection of tools, relays, wire, foil, terminals, books.

WRITE FOR FREE CATALOG TODAY!

(Outside U.S., send \$1.00.)



mountain west alarm
box 10780 • phoenix, az 85064
(602) 263-8831

CIRCLE 12 ON FREE INFORMATION CARD

Try this exciting new hobby!

Build your own electronic concert organ. It's easy. No technical knowledge required. Just follow the clearly pictured instructions of the famous Wersi do-it-yourself system. Choose from seven different models. Send \$2.00 (refundable) with coupon for colorful 104 page catalog.

WERSI



Wersi Electronics, Inc.
Dept. 24, Box 5318
1720 Hempstead Road
Lancaster, PA 17601

Enclosed is \$2.00 for my copy of your 104 page catalog.

Name _____
Address _____
City _____ State _____ Zip _____

CIRCLE 40 ON FREE INFORMATION CARD

next month

JANUARY 1978

■ **Digital Frequency Display For Hi-Fi**

Spruce up your hi-fi with this add-on for your tuner. Complete construction details for a digital display of the frequency your tuner is tuned to.

■ **Programmable TV Games**

A look at the entries from the major manufacturers into the area of microprocessor-based TV games. One manufacturer plans on introducing accessories to convert his TV game into a home micro-computer.

■ **Pink Noise Generator**

Easy to build device has a multitude of applications, especially in hi-fi testing and evaluation.

■ **SPECIAL SECTION Bench Tools and Handy Gadgets**

A look at what's available to make life easier for the hobbyist, experimenter and servicer.

PLUS

Novel CB Circuits

Evaluating Phono Cartridges

Hi-Fi Lab Test Reports

Z-80 Computer Corner

and much more



NEW EICO 480 TRIGGERED SWEEP 10 MHz SCOPE

100% Solid State • Includes 10:1 Probe


More Professional scope performance for your money! DC to 10 MHz bandwidth, AC and DC coupling, 11 position calibrated attenuator, 10 mV/cm sensitivity, push-button operation. Outstanding features: Built-in TV Sync Separator; Digitally controlled trigger circuits; reference baseline display; calibrated 21 step sweep speed; Fully regulated power supply; Custom Bezel for standard camera mounting. **Assembled \$425.00**

FREE '78 EICO CATALOG
Check reader service card or send 75¢ for first class mail. See your local EICO Dealer or call (212) 272-134, 9:00 a.m.-5:00 p.m. EST. Major credit cards accepted.
EICO-283 Malta St., Brooklyn, N.Y. 11207



CIRCLE 51 ON FREE INFORMATION CARD

Put Professional Knowledge and a COLLEGE DEGREE in your Electronics Career through HOME STUDY



Earn Your DEGREE


by correspondence, while continuing your present job. No commuting to class. Study at your own pace. Learn from complete and explicit lesson materials, with additional assistance from our home-study instructors. Advance as fast as you wish, but take all the time you need to master each topic. Profit from, and enjoy, the advantages of directed but self-paced home study.

The Grantham electronics degree program begins with basics, leads first to the A.S.E.T. degree, and then to the B.S.E.E. degree. Our free bulletin gives complete details of the program itself, the degrees awarded, the requirements for each degree, and how to enroll. Write for *Bulletin R-77*.

Grantham College of Engineering
2000 Stoner Avenue
P. O. Box 25992
Los Angeles, CA 90025

Worldwide Career Training thru Home Study
CIRCLE 45 ON FREE INFORMATION CARD

DECEMBER 1977



TIRED OF RECEIVING "SURPRISE PACKAGES" IN THE MAIL? TRY OVER-THE-COUNTER SALES AT BELOW MAIL ORDER PRICES!

<p>I.C. SOCKETS</p> <p>8 PIN10/\$1.19 14 PIN.....10/\$1.39 16 PIN.....10/\$1.49 24 PIN.....5/\$1.49 40 PIN.....4/\$1.49</p> <p>FOR 14, 16 & 40 PIN... LESS THAN A PENNY A PIN</p>	<p>PLASTIC SIGNAL TRANSISTORS ALL MARKED 100/\$5⁹⁵</p>	<p>PRIME RED LED's MINI 10/79c JUMBO 10/99c HIGH EFFICIENCY 10/\$1⁹⁹</p>
<p>VOLTAGE REGULATORS <small>10-220</small> 6 V. at 1 AMP 2/99c</p>		

<p>PHOTO TRANSISTORS SIMILAR TO FPT 100 4/99c</p>	<p>PHOTO DARLINGTONS MOTOROLA 4/99c</p>	<p>SOLAR CELLS 2x2cm at 130mA \$1.49 ea. 10/\$9⁵⁰</p>	<p>1500V. 1 AMP RECTIFIERS 10/\$1⁹⁹</p>	<p>SIGNAL TRANSISTORS 2N718 10/99c 2N2369A (500mc) 3/99c 2N2484 10/99c 2N4274 (400mc) 4/99c</p>	<p>N J-FET's 2N4303... GEN. PURP. 4/99c BF256C... 500mc 2/99c</p>	
<p>INFRA RED DETECTOR ULTRA LOW LEVEL \$3⁹⁵</p>	<p>RF POWER DEVICES 1.25W at 175mc \$1.95 1.50W at 470mc \$2.95</p>	<p>POWER TRANSISTORS 2N301 <small>TO-3 GERMANIUM</small> 2/99c</p>	<p>MJE3055 <small>NPN PLASTIC</small> 2/\$1⁴⁹</p>	<p>TTL PULSE TRANSFORMER 2/99c</p>	<p>BUILD YOUR OWN PAPER TAPE READER 1/10" CENTERS STACKABLE...</p>	<p>SUBMINIATURE H. V. DIODE 20 MV at 100mA \$2⁹⁵</p>
<p>PHOTO DETECTOR ULTRA HIGH SPEED <small>.5NS RISE TIME</small> \$3⁹⁵</p>	<p>1.00W at 2000mc \$12.95</p>	<p>555 TIMER 29c</p>	<p>741 OP AMP 12c</p>	<p>LM3900 (CA 3401) 49c</p>	<p>PHOTO TRANSISTORS 10/\$9⁵⁰</p>	<p>VHF TUNING DIODE Cj typ. 30 pf Q 200 at 47mc 2/99c</p>

COME INTO ANY ONE OF OUR LOCATIONS

<p>LOS ANGELES (213) 967-4611 LMN ELECTRONICS 1042 E. GARVEY AV., W. COVINA, CA. (VINCENT & SAN BERDO FWY.)</p>	<p>PORTLAND (503) 646-4044 WIZARD of PARTS 8225 SW CIRBUS DR., BEAVERTON, ORE. (KOLL BUS. CNTR/WASHINGTON SQUARE)</p>	<p>SEATTLE (206) 575-3709 SEMION of SEATTLE 964 INDUSTRY DR., TUKWILA, WA. (KOLL BUS. CNTR./SOUTH CENTER)</p>	<p>DENVER (303) 573-5211 ELECTRONIC LOLLIPOP 5643 N. BROADWAY, DENVER, CO. (I-25 & 58th AVE.)</p>
---	---	---	---

IF AT ALL POSSIBLE TRY TO DROP IN TO ONE OF OUR LOCATIONS. BUT IF YOU LIVE TOO FAR AWAY YOU MAY ORDER BY MAIL FROM:

NO BACK ORDERS
 YOUR PARTS OR REFUND

WE PAY ALL POSTAGE & HANDLING

FOR UNDER 8 HOURS PROCESSING SEND MONEY ORDER, CERTIFIED OR CASHIERS CHECK.

SORRY! WE CANNOT ACCEPT COD'S, PHONE ORDERS, FOREIGN ORDERS, OR CREDIT CARDS.

F. Reichert Sales
 1110 E. GARVEY AVE.
 W. COVINA, CA 91790

PRICES GOOD UNTIL JANUARY 3, 1978

CIRCLE 71 ON FREE INFORMATION CARD

GOLDMINE of parts, powerful power supply, documentation, in complete **Cartrivision** electronic assembly. Perfect for **microprocessor** and all electronic applications. \$24.95 total. Master Charge, BankAmericard. Free brochure. **MADISON ELECTRONICS, INCORPORATED**, 369, Madison, AL 35758. Satisfaction guaranteed.

MICROCOMPUTER systems troubleshooting manual. Digital gate decode chart. Both \$5.00. **MICRO-INFO ASSOC.**, Box 849, Castroville, CA 95012. Cal. res. add 6% tax.

TRS-80 users group—join now—monthly newsletter—\$17.00 first year. **MARSH**, 621 13th S, Onalaska, WI 54650

ULTRAVIOLET EPROM eraser. Handles all EPROM types. \$98.00. Free data sheet. **KINGSTON LABORATORIES**, Box 894-R, Melbourne, FL 32901. (305) 723-2200.

VIDEO cassette tape recorders RCA Selectavision. Free information. **HODAPP TV SALES**, 322 Main St., St. Clair, MN 56080



YES, YOU CAN BUILD AN ELECTRONIC ORGAN

That has a PIPE ORGAN SOUND
With **DEVTRONIX** easy to build assemblies.
Own the ultimate in organ design & sound at 1/2 the cost of commercial organs.
Several models to choose from.

BROCHURE AND DEMO RECORD \$1.00



Dept. B
5872 Amapola Dr.
San Jose, CA 95129

AMAZING ELECTRONIC PROJECTS and PRODUCTS:

Lasers Super Powered, Burning, Cutting, Rifle, Pistol, Pocket. See in Dark—Shotgun Directional Mike—Unscramblers—Giant Tesla—Stunwand—TV Disrupter—Energy Producing, Surveillance, Detection. Electrifying, Ultrasonic, CB, Auto and Mech. Devices, Hundreds More—All New Plus INFO UNLTD PARTS SERVICE. Catalog \$1. Information Unlimited, Box 626, Lord Jeffery Court, Amherst, N.H. 03031.

HISTORICAL radio electronics directory; Services—parts, tubes, collectors, covers A-Z, \$9.95 color, \$5.00 standard. **HRS**, Box 15370-E, Long Beach, CA 90815

TEN pounds fantastic variety capacitors, resistors, IC's, transistors, more: \$10. **Fifteen** Western Electric relays, 2" rack: \$9.75. Postpaid. Satisfaction guaranteed! **COMPUTRON**, Box 18160-E, Cleveland, OH 44118

DIAGRAM manuals, buying and selling Rider, Sams, Supreme, factory material. **BEITMAN**, 1760 Balsam, Highland Park, IL 60035

NAME brand digital/analog test equipment. Discount prices. Free catalog. **SALEN ELECTRONICS**, P.O. Box 82, Skokie, IL 60076

WIRE wrap wire #30 Kynar, white, 100' \$2.00; 500' \$8.00; 1000' \$15.00. Ppd. Send 25¢ for picture flyer. U.S. only. **STAR-TRONICS**, Box 683, McMinnville, OR 97128

DON'T purchase alarm equipment before getting our free catalog. **SASCO**, 5619-A St. John, Kansas City, MO 64123

SOLITREX electronic voltage regulators for car alternators. Universal replacement for all. Full warranty for 5 years. Send \$19.95 to: **SOLID STATE DEVELOPMENT CO.**, P. O. Box 108, Clarkson, Mississauga, Ont., Canada, L5J 3X9

COLOR video tape recorders \$250.00, TV camera \$150.00, videotapes \$4.00, Cartrivision manuals, parts and accessories. **D.M. TRIMBLE**, 5835 Herma, San Jose, CA 95123

DIGITAL IC's, TTL, CMOS, plans, kits and parts. Free bargain flyer. **T. WONG**, 103 E. Broadway, Dept. 4A, New York, NY 10002

ELECTRONIC parts! Catalog, mailing list. Send \$1 to: **B.C. ELECTRONICS**, P. O. Box 226, West Lynn, MA 01905

FREE catalog. IC's, Semi's. **CORONET ELECTRONICS**, 649A Notre Dame W., Montreal, Que., Canada, H3C-1H8. US inquiries.

WIRE and cable. New expanded list free. **RAM ELECTRONICS**, Box 336-R, Brookhaven, NY 11719


FREE catalog. Solar cells, NiCad's, kits, calculators, digital watch modules, ultrasonics, strobes, LED's, transistors, IC's, unique components. **CHANEY'S**, Box 27038, Denver, CO 80227

Govt. SURPLUS ELECTRONIC EQUIPMENT CATALOG

New ITEMS... New BARGAINS!
FREE UPON REQUEST!
If you haven't received our new Catalog, write for free copy today. Address: Dept. RE

FAIR RADIO SALES
1016 E. EUREKA • Box 1105 • LIMA, OHIO • 45802


COMPUTER VIDEO MONITOR



12" B&W video monitor, made by ELSTON. These are in warranty returns, which have been completely checked out and are guaranteed to be in perfect working condition. We provide 14 page service manual & circuit diagram. Original cost over \$250.00 in lots of 100.
SPECS: Signal input, Composite video & sync. per RS-170. 1 to 2 volts p-p, sync polarity neg. Separate Vert & Horiz. sync. 1 to 5 volts pos., can be changed to neg. Impedance 150K ohms 75 ohm termination. Video response, within 3 dB from 15 Hz to 15 Mhz. Resolution, 750 lines center, 650 corners. Linearity, 1%. Picture scan, 15750 horiz. lines/sec. Vert. 47 to 63 pulses/sec. Retrace time, 11 usec max.

STOCK NO.5525R, tested & working with data. \$89.50

WIRE WRAP PROTOTYPE BOARDS



Prices on wire wrap boards have been up to about \$275.00 for the large boards. We have 3 boards, 2 out of equipment, and one brand new. The first 2 have the original wire on them, which must be removed.

STOCK 6558R 78 to 100 14 & 16 pin sockets \$18.75 2/35.00

STOCK 6559R 40 to 50 14 & 16 pin sockets \$11.75 2/22.00

STOCK 6592R, 40 16 pin sockets & 4 LSI 24 pin sockets, gold plated. all wire wrap pins brought out to top \$24.50 2/45.00

All boards have Vcc and Ground planes.

Visit our retail outlets: DELTA ELECTRONIC HOBBIES, 5151 Buford Hwy. Doraville (Atlanta) Ga. & DELTA ELECTRONICS WAREHOUSE OUTLET 590 Commonwealth Ave. Boston, Mass.

DELTA ELECTRONICS


7 Oakland St. P.O. Box 2
Amesbury, Mass. 01913
(617) 388-4705

Include sufficient postage. Excess refunded. Write for new catalog 18.



CHRISTMAS SPECIAL LSI DMM KIT Reg. \$77.77

NOW 59.95



- AUTO RANGING • AUTO POLARITY
- AUTO ZERO • 3 LARGE DIGITS (1/2")
- RECHARGABLE

MEASUREMENT RANGES: Voltage (AC-DC) 1MV-100V; Current (AC-DC) 10µA-1A; RESISTANCE: 1Ω-10MΩ. Basic DC accuracy, better than 0.1% + 1 digit. POWER: 4 AA batteries (rechargeable batteries optional).

- NI-CAD BATTERIES: \$6 • AC CHARGER: \$4.95
- ENCLOSURE: \$12.95 • TEST LEADS: \$2.95
- SHUNT KIT FOR 3 CURRENT RANGES: \$4.75

ORDERING INFORMATION
SHIPPING & HANDLING: \$3.00 + .50 cents insurance
California residents add 6% sales tax.

ELECTRONICS WAREHOUSE Inc.

1603 Aviation Blvd., Redondo Beach, CA 90278
TELEPHONE: (213) 376-8005
Write for Free Catalog. You are invited to visit our store above.

HOBBY HOUSE

Your Home
Hobby Center for
Quality Kits
and Projects

969 Ball Ave.,
Union, N. J. 07083
(201) 964-5206

SEND FOR FREE HOBBY HOUSE CATALOG
LOWEST PRICES ON PRIME COMPONENTS

Some Examples SEMICONDUCTORS

Any 10 for \$1.00

1N456	5.1V 1 Watt Zener
1N459	5.6V 1 Watt Zener
1N645	10V 1 Watt Zener
1N1084	15V 1 Watt Zener
1N4384	20V 1 Watt Zener
3.9V 400 MW Zener	22V 1 Watt Zener
6.8V 400 MW Zener	31V 1 Watt Zener
8.2V 400 MW Zener	

Any 6 for \$1.00

2N722	2N2368	2N2907
2N914	2N2369	2N3300
2N918	2N2484	2N3250A
2N1893	2N2904	2N3702
2N2219	2N2906A	2N4033

200 Volt 3 Amp Bridge 3/\$1.00

Any 2 for \$1.00

3N140 (Silicon Field Effect Transistor),
2N4949, 2N2102

HIGH POWER TRANSISTORS

Factory Prime

2N 3055 NPN (ITT-TO-3 Case)	2/\$1.00
DIS 410 NPN (TO-3 Case)	2/\$1.00
Equiv. to ECG 162	2/\$1.00

IN 4148 SWITCHING DIODES

Factory Prime, Taped & Reeled 50/\$1.00

1000 MFD 30 Volt Electrolytic Cap Axial Leads

5 for \$1.00

CAPACITOR ASSORTMENTS

Popular value disc & low leakage up to &
including 1 MFD 40 for \$1.00

Tubular Electrolytics Ass't.
from 1 MFD to 2000 MFD 15 for \$1.98

POTENTIOMETER ASSORTMENT

1K to 100K 12/\$1.00

HELIPOT

10 Turn, Wire Wound Potentiometer
500 Ohms, 5 Watts, 1/2% Linearity \$1.98

6 FT LINE CORDS

6 for \$1.00

250K SLIDE VOLUME CONTROLS BY MALLORY

4/\$1.00

2 AMP CIRCUIT BREAKER

Front Panel Mount Through 1/2" Diameter Hole
120 VAC, 32 VDC, Trips at 2.7 amps 2/\$1.00

REVERSE REEL CONTACTS (AMP) — 50/\$1.00

Ribbon Cable - 31 Conductor - 2 Shielded Pairs,
22 Gauge Standard \$1.99/Ft.

Impedance Matching Transformers

Miniature Audio type 15 for \$1.29

DRY REED SWITCH capsules

Glass Sealed 5 amp 115 VAC 25 for \$1.98

AC/DC WALL PLUG ADAPTOR-CHARGER

120 volt input/6 VDC 130MA-output \$1.00

COMPUTER PRODUCTS

ALL PRIME, FACTORY, NEW

21102-1, RAM low power, 45 ons	8 for \$12.50
1702A, EPROM Memory 1-5 ws	\$4.95 ea.
2708, PROM 1 k x 8 wv	\$21.95 ea.
8080A, Microprocessor 2 ws	\$9.95 ea.

PRICE BREAKTHROUGH!

Terms and Conditions

Orders Shipped Within 24 Hours
\$5.00 Minimum Order, Telephone C.O.D.'s accepted
\$15.00 Minimum Bank Americard/MasterCharge order
Add \$1.00 Postage for orders under \$10.00
Outside Continental U.S. add postage U.S. Funds
N.J. Residents add 5% Sales Tax Money Back Guarantee



MA1003 MOBILE CLOCK MODULE (National)

\$18.95 complete

Attaches directly to 9-12V Battery Automatic Nighttime Dimming
Fluorescent Display gives Color Choice (Red, Blue, Green or Yellow) when used w./corresponding Color Filter Includes — Module, Switches, Filter & Specs

PAIR OF 6" PIONEER PINCUSHION SPEAKERS

3.2 ohms, 7 1/2 watts \$3.95 pair

Pair of 4" Full Range Speakers

4.0 ohms \$2.95 pair

VOLTAGE REGULATORS

Positive-To 220 Pkg.		Negative-To 220 Pkg.	
7805	\$1.00	7905	\$1.25
7806	1.00	7912	1.25
7812	1.00	7915	1.25
7815	1.00		
7824	1.00	LM309K	1.25

7 SEG LED DISPLAYS

33" Type 707/MAN-1 14 Pin Dip Common Anode or Cathode

\$59 ea 10 for \$5.00

CLOCK CHIPS

MMS5314	\$3.50	Plug type-12VAC 250MA	2.50
MMS5316	3.50	PC Mnt. 12VAC 250MA	1.50
MMS5387 (Hi. Cur 5316)	3.95	Bkt Mnt. 5VAC 6 Amp.	4.95
MMS5375	3.95		

TRANSFORMERS

BRIDGES

1 1/2 Amp 200 volt	3/\$.89	8.14, 16.18 Pin	5 for 1.00
6 Amp 600 volt	3/2.00	24 Pin & 28 Pin	3 for 1.00
25 Amp 200 volts	3/5.00	40 Pin	2 for 1.00
3 Amp 200 volt	3/1.00		

IC SOCKETS

LED'S

Jumbo Red LED's 10 for 1.00 100 for 9.00

25 Pk LED's Ass'dt. Sizes & Colors 2.50

Bi-Polar LED Red/Green 1.00

LED Kit - a \$4.00 Value — \$2.50

- Includes: • 1—Bipolar Red/Green
- 1—Hi Intensity • 3—Green, Jumbo
- 12—Red Assorted • 2—Yellow, Jumbo
- 4—Panel Mounts

5 volt, 6 Amp POWER SUPPLY KIT

\$12.95 complete

Fixed: 6 Amp, 5 volt 1% Regulation
Adjustable: 5-12 volts Unregulated
Short Circuit Protection, Current Limiting

- KIT INCLUDES:
- Transformer
 - Regulator
 - Resistors
 - 4 Way Binding Posts
 - Heat Sink
 - Comp. Grade Filter Cap.
 - Output Power Transistors
 - Capacitors
 - Bridge Rectifier
 - Line Cord

Complete Instructions & Diagrams

AMPLIFIER & SPEAKER MODULE

\$2.95 ea.

- Not a kit — Ready for Mounting
- 2 1/4" Speaker, 8 ohm
- 200 mw 12 volts
- Adjustable range

RECTIFIERS

3 Amp Plastic Axial Leads	
50 volt	\$1.16
100 volt	18
200 volt	20
300 volt	22
400 volt	24
500 volt	26
600 volt	30
800 volt	36
1000 volt	48
3 Amp Axial Lead Glass Passivated	
200 volt	\$4.40
400 volt	45
600 volt	55
800 volt	60
1 Amp Axial Lead Rectifiers	
Plastic Package	
Any 10 for \$1.25	
1N4001	1N4004
1N4002	1N4005
1N4003	1N4006
1N4007	

\$9.95

Complete Clock Kit

4 DIGIT 12/24 HOUR
Includes: PC Board, 5316 Clock Chip, all components & Power Supply

- Features: Displays hrs & min. • Switch to min & seconds
• AM/PM Indicator • Elapsed Timer
• Fluorescent Display gives color choice (Red, Blue, Green, or Amber) - specify when used with corresponding Color Filter

OPTIONS: If alarm Function desired add \$2.50
(Includes speaker & all components)
Plexiglas Case Kit - Red or Blue \$2.00

Monthly Specials

60 Hz. Crystal Time Base Kit Two for \$7.95

Use with Digital Clocks for 12VDC or Portable Operation

KIT INCLUDES:

- PC Board, 5369 Divider Chip
- 35795 MHZ XTAL and all other parts
- Complete Instructions

BRANDED, FACTORY PRIME-555 Timers
3/\$1.00

WOOD CLOCK CABINETS

Includes: Filter & Back

Walnut Grain or
Black Leatherette Finish
\$5.00 ea.

- Dimensions (Inside)
- A — 1-13/16"H, 5 1/2"W, 4 1/4"D.
 - B — 1 1/2"H, 4 3/4"W, 4 1/4"D.
- Extra Filters — Red, Smoke
Blue, Amber, & Green — \$6.00

Dual Range DVM/Multimeter Kit

DVM Kit only \$29.95 complete

Multimeter Kit incl. Power Supply \$44.95 complete

Features: 0 to +, -2, +2 etc. up to +200 volts DC
• Intersil CMOS Chip Set • Accuracy to within .001
• High Noise Rejection • Non Critical Components

Contains: PC Boards, large 50 Fairchild Readouts
All components, switches, complete Insts. & Specs

SCR CITY

Metal Can TO-5 SCR	Metal Can 1 amp SCR
1.6 amp 1 MIL Gate	10 MIL Gate
50 volt \$60	2N1595 \$45
100 volt 65	2N1596 50
150 volt 70	2N1597 60
200 volt 90	2N1598 80
400 volt 90	2N1599 90
Plastic TO 202 Package	Plastic T092 Package
3 amp SCR C106 Series	SCR C 103 Series
15 volt \$30	30 volt \$40
30 volt 35	60 volt 45
100 volt 40	100 volt 50
200 volt 50	200 volt 55
300 volt 60	Metal T048 Stud Pkg
400 volt 70	SCR 35 amp C35 Series
	25 volt \$1.50
	50 volt 1.60
	100 volt 1.70
	150 volt 1.80
	200 volt 1.90
	250 volt 2.00
	300 volt 2.20
	400 volt 2.40
	500 volt 2.60
	600 volt 2.80
	700 volt 3.00
	800 volt 3.20
Metal Press Fit Package	
SCR 7.5 amp	
25 volt \$80	
50 volt 90	
100 volt 1.00	
200 volt 1.20	
300 volt 1.40	
400 volt 1.50	

BIG-BRIGHT - .5" LED ALARM CLOCK

6 DIGIT AC or DC or ELAPSED TIMER KIT
\$19.95 Complete

- PC Board Drilled & Silk Screened (Includes Xtal Time Base Circuitry)
 - 5375 Nat. Clock Chip & Fairchild Displays
 - Includes EVERY part required for clock and all options except Cabinet and Crystal Time Base components. If desired, see below
 - Brightness Control
 - Freeze feat. on every mode
 - Field Tested over 1 Yr.
 - 24 Hr. Alarm w/snooze
 - 0-60 Min. Elapsed Timer
 - 12 Hr., 60 Hz. Sigs
- Most Important — Complete Instructions, schematics, Factorials, layouts — everything for trouble free assembly

OPTIONS —
XTAL Time Base Components - \$2.95 when purchased w./clock
Wood Clock Cabinet - \$4.00 when purchased w./clock

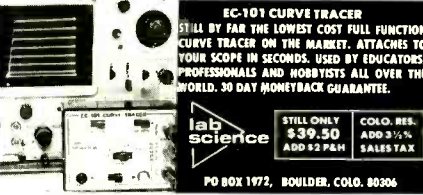
12/24 Hr. Version of Above \$17.95
except no Alarm or Elapsed Timer



TELEPHONE recording equipment and other 'unusual' electronic devices. Free information. GARRISON, Box 128-B, Kew Gardens, NY 11354

PRINTED circuit supplies. A process that always works. Send stamp. CIRCOLEX, Box 198, Marcy, NY 13403

NEW! Electronics catalog. Rush \$10.00. Refundable with first order. HOBBIE-TRONICS, 4950 Clearwood Way, Sacramento, CA 95841



IC-101 CURVE TRACER
STILL BY FAR THE LOWEST COST FULL FUNCTION CURVE TRACER ON THE MARKET. ATTACHES TO YOUR SCOPE IN SECONDS. USED BY EDUCATORS, PROFESSIONALS AND HOBBYISTS ALL OVER THE WORLD. 30 DAY MONEYBACK GUARANTEE.

lab science
STILL ONLY \$39.50 ADD 3% S&H COLO. RES. ADD 3% PAH SALES TAX

PO BOX 1972, BOULDER, CO. 80506

PC BOARDS FOR YOUR ARTWORK

Our standard board is blue epoxy (epoxy composite laminate) and is as good as G-10 glass epoxy in most applications. FAST delivery! All boards (lined for solderability) and corrosion resistance. The following prices are for boards up to 12 x 12 BASIC PRICE: 11/16" thick. For 2 sided board add .05/ sq. in. For G-10 glass epoxy add .01/ sq. in. For 2oz copper add .015/ sq. in. Negative transparency (if not supplied actual size) .06/ sq. in. Positive (drilled) .04/ sq. in. (includes information application) .01 per hole. Cash with order. (Check for money back if not as shown accuracy.) VISA (BankAmericard) & MASTER CHARGE. **ASSEMBLY SYSTEMS** Dept. PE 1000, 1000 E. Main St., Dept. PE 1000, 1000 E. Main St., Dept. PE 1000, 1000 E. Main St. Without message. *Midwest: (314) 432-8121

RADIO & TV tubes 36¢ each. One year guaranteed. Plus many unusual electronic bargains. Free catalog. CORNELL, 4217-E University, San Diego, Calif. 92105

ASCII & BAUDOT picture tapes. Hundreds available, various lengths, subjects. Chad, no lids. 73 wide max. Perfect for teletype model 33, 15, 28, telex, etc. Catalog for 14¢ stamp. 8-level Intropack (8 pix), \$10.00. 5-level intro-pack (10 pix), \$6.00. TELEPRINTER ART, LTD., 601 S. Dodson, Urbana, IL 61801

RECORDS-TAPES! Discount to 73%; all labels; no purchase obligations; newsletter; discount dividend certificates; 100% guarantees. Free details. DISCOUNT MUSIC CLUB, 650 Main St., Dept. 3-1177, New Rochelle, NY 10801

UNSCRAMBLERS—Several models that fit any scanner. Free catalog. CAPRI ELECTRONICS, 8753R Windom, St. Louis, MO 63114

ELECTRONIC components, communication and test equipment. Stamp for catalog. E. FRENCH, Box 249, Aurora, IL 60507

ELECTROLYTIC capacitors top quality, reasonable price, prompt delivery. Free brochure. ECOM PARTS DIV., 1007 E. Dominguez St., #F, Carson, CA 90746

FANTASTIC ELECTRONIC PLANS & KITS

BRAIN WAVE MONITORS, RADAR DETECTORS, PHONE RECORDERS, SEEN IN DARK, RADAR, SCRAMBLERS, SURVEILLANCE, ULTRASONIC ALARMS, AUTO ELECTRONICS TREASURE FINDERS, LASER BEAMS, COLLISION AVOIDANCE, CB EQUIPMENT, HOME ELECTRONIC FACTORY, MANY, MANY MORE. SEND \$1.00 FOR PLANS AND KITS CATALOG, PLUS 6 MONTHS SUBSCRIPTION ON LATEST ELECTRONIC DEVELOPMENTS TO:

**ELECTRONIC DEVELOPMENT LABS
 DEPT. F BOX 1535
 PINELLAS PARK, FLORIDA 33665**

MANUALS for Govt. surplus radios, test sets, scopes. List 50¢ (coin). BOOKS, 7218 Roanne Drive, Washington, D.C. 20021

SERVICEMEN—Cleaners, lubricants, adhesives for all electronic repairs. Write for free catalog. PROJECTOR-RECORDER BELT CORP., Box 176, Whitewater, WI 53190 414-473-2151

COMPUTER Hobbyists—Classified advertising newsletter. Ads, new products, etc. Every 3 wks., since Jan. 76. \$3.75/year. Free sample. ON LINE, 24695 Santa Cruz Hwy., Los Gatos, CA 95030

Same day shipment. First line parts only. Factory tested. Guaranteed money back. Quality IC's and other components at factory prices.

INTEGRATED CIRCUITS

74007TL 74LS239N 30 LM237D 15 74C011 22 74C14 210
 7400A 17 74LS244N 35 LM237 15 74C012 22 74C02 28
 7400B 17 74LS244N 35 LM237 15 74C013 22 74C03 28
 7400C 17 74LS244N 35 LM237 15 74C014 22 74C04 28
 7400D 17 74LS244N 35 LM237 15 74C015 22 74C05 28
 7400E 17 74LS244N 35 LM237 15 74C016 22 74C06 28
 7400F 17 74LS244N 35 LM237 15 74C017 22 74C07 28
 7400G 17 74LS244N 35 LM237 15 74C018 22 74C08 28
 7400H 17 74LS244N 35 LM237 15 74C019 22 74C09 28
 7400I 17 74LS244N 35 LM237 15 74C020 22 74C10 28
 7400J 17 74LS244N 35 LM237 15 74C021 22 74C11 28
 7400K 17 74LS244N 35 LM237 15 74C022 22 74C12 28
 7400L 17 74LS244N 35 LM237 15 74C023 22 74C13 28
 7400M 17 74LS244N 35 LM237 15 74C024 22 74C14 28
 7400N 17 74LS244N 35 LM237 15 74C025 22 74C15 28
 7400P 17 74LS244N 35 LM237 15 74C026 22 74C16 28
 7400Q 17 74LS244N 35 LM237 15 74C027 22 74C17 28
 7400R 17 74LS244N 35 LM237 15 74C028 22 74C18 28
 7400S 17 74LS244N 35 LM237 15 74C029 22 74C19 28
 7400T 17 74LS244N 35 LM237 15 74C030 22 74C20 28
 7400U 17 74LS244N 35 LM237 15 74C031 22 74C21 28
 7400V 17 74LS244N 35 LM237 15 74C032 22 74C22 28
 7400W 17 74LS244N 35 LM237 15 74C033 22 74C23 28
 7400X 17 74LS244N 35 LM237 15 74C034 22 74C24 28
 7400Y 17 74LS244N 35 LM237 15 74C035 22 74C25 28
 7400Z 17 74LS244N 35 LM237 15 74C036 22 74C26 28
 7400AA 17 74LS244N 35 LM237 15 74C037 22 74C27 28
 7400AB 17 74LS244N 35 LM237 15 74C038 22 74C28 28
 7400AC 17 74LS244N 35 LM237 15 74C039 22 74C29 28
 7400AD 17 74LS244N 35 LM237 15 74C040 22 74C30 28
 7400AE 17 74LS244N 35 LM237 15 74C041 22 74C31 28
 7400AF 17 74LS244N 35 LM237 15 74C042 22 74C32 28
 7400AG 17 74LS244N 35 LM237 15 74C043 22 74C33 28
 7400AH 17 74LS244N 35 LM237 15 74C044 22 74C34 28
 7400AI 17 74LS244N 35 LM237 15 74C045 22 74C35 28
 7400AJ 17 74LS244N 35 LM237 15 74C046 22 74C36 28
 7400AK 17 74LS244N 35 LM237 15 74C047 22 74C37 28
 7400AL 17 74LS244N 35 LM237 15 74C048 22 74C38 28
 7400AM 17 74LS244N 35 LM237 15 74C049 22 74C39 28
 7400AN 17 74LS244N 35 LM237 15 74C050 22 74C40 28
 7400AO 17 74LS244N 35 LM237 15 74C051 22 74C41 28
 7400AP 17 74LS244N 35 LM237 15 74C052 22 74C42 28
 7400AQ 17 74LS244N 35 LM237 15 74C053 22 74C43 28
 7400AR 17 74LS244N 35 LM237 15 74C054 22 74C44 28
 7400AS 17 74LS244N 35 LM237 15 74C055 22 74C45 28
 7400AT 17 74LS244N 35 LM237 15 74C056 22 74C46 28
 7400AU 17 74LS244N 35 LM237 15 74C057 22 74C47 28
 7400AV 17 74LS244N 35 LM237 15 74C058 22 74C48 28
 7400AW 17 74LS244N 35 LM237 15 74C059 22 74C49 28
 7400AX 17 74LS244N 35 LM237 15 74C060 22 74C50 28
 7400AY 17 74LS244N 35 LM237 15 74C061 22 74C51 28
 7400AZ 17 74LS244N 35 LM237 15 74C062 22 74C52 28
 7400BA 17 74LS244N 35 LM237 15 74C063 22 74C53 28
 7400BB 17 74LS244N 35 LM237 15 74C064 22 74C54 28
 7400BC 17 74LS244N 35 LM237 15 74C065 22 74C55 28
 7400BD 17 74LS244N 35 LM237 15 74C066 22 74C56 28
 7400BE 17 74LS244N 35 LM237 15 74C067 22 74C57 28
 7400BF 17 74LS244N 35 LM237 15 74C068 22 74C58 28
 7400BG 17 74LS244N 35 LM237 15 74C069 22 74C59 28
 7400BH 17 74LS244N 35 LM237 15 74C070 22 74C60 28
 7400BI 17 74LS244N 35 LM237 15 74C071 22 74C61 28
 7400BJ 17 74LS244N 35 LM237 15 74C072 22 74C62 28
 7400BK 17 74LS244N 35 LM237 15 74C073 22 74C63 28
 7400BL 17 74LS244N 35 LM237 15 74C074 22 74C64 28
 7400BM 17 74LS244N 35 LM237 15 74C075 22 74C65 28
 7400BN 17 74LS244N 35 LM237 15 74C076 22 74C66 28
 7400BO 17 74LS244N 35 LM237 15 74C077 22 74C67 28
 7400BP 17 74LS244N 35 LM237 15 74C078 22 74C68 28
 7400BQ 17 74LS244N 35 LM237 15 74C079 22 74C69 28
 7400BR 17 74LS244N 35 LM237 15 74C080 22 74C70 28
 7400BS 17 74LS244N 35 LM237 15 74C081 22 74C71 28
 7400BT 17 74LS244N 35 LM237 15 74C082 22 74C72 28
 7400BU 17 74LS244N 35 LM237 15 74C083 22 74C73 28
 7400BV 17 74LS244N 35 LM237 15 74C084 22 74C74 28
 7400BW 17 74LS244N 35 LM237 15 74C085 22 74C75 28
 7400BX 17 74LS244N 35 LM237 15 74C086 22 74C76 28
 7400BY 17 74LS244N 35 LM237 15 74C087 22 74C77 28
 7400BZ 17 74LS244N 35 LM237 15 74C088 22 74C78 28
 7400CA 17 74LS244N 35 LM237 15 74C089 22 74C79 28
 7400CB 17 74LS244N 35 LM237 15 74C090 22 74C80 28
 7400CC 17 74LS244N 35 LM237 15 74C091 22 74C81 28
 7400CD 17 74LS244N 35 LM237 15 74C092 22 74C82 28
 7400CE 17 74LS244N 35 LM237 15 74C093 22 74C83 28
 7400CF 17 74LS244N 35 LM237 15 74C094 22 74C84 28
 7400CG 17 74LS244N 35 LM237 15 74C095 22 74C85 28
 7400CH 17 74LS244N 35 LM237 15 74C096 22 74C86 28
 7400CI 17 74LS244N 35 LM237 15 74C097 22 74C87 28
 7400CJ 17 74LS244N 35 LM237 15 74C098 22 74C88 28
 7400CK 17 74LS244N 35 LM237 15 74C099 22 74C89 28
 7400CL 17 74LS244N 35 LM237 15 74C100 22 74C90 28
 7400CM 17 74LS244N 35 LM237 15 74C101 22 74C91 28
 7400CN 17 74LS244N 35 LM237 15 74C102 22 74C92 28
 7400CO 17 74LS244N 35 LM237 15 74C103 22 74C93 28
 7400CP 17 74LS244N 35 LM237 15 74C104 22 74C94 28
 7400CQ 17 74LS244N 35 LM237 15 74C105 22 74C95 28
 7400CR 17 74LS244N 35 LM237 15 74C106 22 74C96 28
 7400CS 17 74LS244N 35 LM237 15 74C107 22 74C97 28
 7400CT 17 74LS244N 35 LM237 15 74C108 22 74C98 28
 7400CU 17 74LS244N 35 LM237 15 74C109 22 74C99 28
 7400CV 17 74LS244N 35 LM237 15 74C110 22 74C100 28
 7400CW 17 74LS244N 35 LM237 15 74C111 22 74C101 28
 7400CX 17 74LS244N 35 LM237 15 74C112 22 74C102 28
 7400CY 17 74LS244N 35 LM237 15 74C113 22 74C103 28
 7400CZ 17 74LS244N 35 LM237 15 74C114 22 74C104 28
 7400DA 17 74LS244N 35 LM237 15 74C115 22 74C105 28
 7400DB 17 74LS244N 35 LM237 15 74C116 22 74C106 28
 7400DC 17 74LS244N 35 LM237 15 74C117 22 74C107 28
 7400DD 17 74LS244N 35 LM237 15 74C118 22 74C108 28
 7400DE 17 74LS244N 35 LM237 15 74C119 22 74C109 28
 7400DF 17 74LS244N 35 LM237 15 74C120 22 74C110 28
 7400DG 17 74LS244N 35 LM237 15 74C121 22 74C111 28
 7400DH 17 74LS244N 35 LM237 15 74C122 22 74C112 28
 7400DI 17 74LS244N 35 LM237 15 74C123 22 74C113 28
 7400DJ 17 74LS244N 35 LM237 15 74C124 22 74C114 28
 7400DK 17 74LS244N 35 LM237 15 74C125 22 74C115 28
 7400DL 17 74LS244N 35 LM237 15 74C126 22 74C116 28
 7400DM 17 74LS244N 35 LM237 15 74C127 22 74C117 28
 7400DN 17 74LS244N 35 LM237 15 74C128 22 74C118 28
 7400DO 17 74LS244N 35 LM237 15 74C129 22 74C119 28
 7400DP 17 74LS244N 35 LM237 15 74C130 22 74C120 28
 7400DQ 17 74LS244N 35 LM237 15 74C131 22 74C121 28
 7400DR 17 74LS244N 35 LM237 15 74C132 22 74C122 28
 7400DS 17 74LS244N 35 LM237 15 74C133 22 74C123 28
 7400DT 17 74LS244N 35 LM237 15 74C134 22 74C124 28
 7400DU 17 74LS244N 35 LM237 15 74C135 22 74C125 28
 7400DV 17 74LS244N 35 LM237 15 74C136 22 74C126 28
 7400DW 17 74LS244N 35 LM237 15 74C137 22 74C127 28
 7400DX 17 74LS244N 35 LM237 15 74C138 22 74C128 28
 7400DY 17 74LS244N 35 LM237 15 74C139 22 74C129 28
 7400DZ 17 74LS244N 35 LM237 15 74C140 22 74C130 28
 7400EA 17 74LS244N 35 LM237 15 74C141 22 74C131 28
 7400EB 17 74LS244N 35 LM237 15 74C142 22 74C132 28
 7400EC 17 74LS244N 35 LM237 15 74C143 22 74C133 28
 7400ED 17 74LS244N 35 LM237 15 74C144 22 74C134 28
 7400EE 17 74LS244N 35 LM237 15 74C145 22 74C135 28
 7400EF 17 74LS244N 35 LM237 15 74C146 22 74C136 28
 7400EG 17 74LS244N 35 LM237 15 74C147 22 74C137 28
 7400EH 17 74LS244N 35 LM237 15 74C148 22 74C138 28
 7400EI 17 74LS244N 35 LM237 15 74C149 22 74C139 28
 7400EJ 17 74LS244N 35 LM237 15 74C150 22 74C140 28
 7400EK 17 74LS244N 35 LM237 15 74C151 22 74C141 28
 7400EL 17 74LS244N 35 LM237 15 74C152 22 74C142 28
 7400EM 17 74LS244N 35 LM237 15 74C153 22 74C143 28
 7400EN 17 74LS244N 35 LM237 15 74C154 22 74C144 28
 7400EO 17 74LS244N 35 LM237 15 74C155 22 74C145 28
 7400EP 17 74LS244N 35 LM237 15 74C156 22 74C146 28
 7400EQ 17 74LS244N 35 LM237 15 74C157 22 74C147 28
 7400ER 17 74LS244N 35 LM237 15 74C158 22 74C148 28
 7400ES 17 74LS244N 35 LM237 15 74C159 22 74C149 28
 7400ET 17 74LS244N 35 LM237 15 74C160 22 74C150 28
 7400EU 17 74LS244N 35 LM237 15 74C161 22 74C151 28
 7400EV 17 74LS244N 35 LM237 15 74C162 22 74C152 28
 7400EW 17 74LS244N 35 LM237 15 74C163 22 74C153 28
 7400EX 17 74LS244N 35 LM237 15 74C164 22 74C154 28
 7400EY 17 74LS244N 35 LM237 15 74C165 22 74C155 28
 7400EZ 17 74LS244N 35 LM237 15 74C166 22 74C156 28
 7400FA 17 74LS244N 35 LM237 15 74C167 22 74C157 28
 7400FB 17 74LS244N 35 LM237 15 74C168 22 74C158 28
 7400FC 17 74LS244N 35 LM237 15 74C169 22 74C159 28
 7400FD 17 74LS244N 35 LM237 15 74C170 22 74C160 28
 7400FE 17 74LS244N 35 LM237 15 74C171 22 74C161 28
 7400FF 17 74LS244N 35 LM237 15 74C172 22 74C162 28
 7400FG 17 74LS244N 35 LM237 15 74C173 22 74C163 28
 7400FH 17 74LS244N 35 LM237 15 74C174 22 74C164 28
 7400FI 17 74LS244N 35 LM237 15 74C175 22 74C165 28
 7400FJ 17 74LS244N 35 LM237 15 74C176 22 74C166 28
 7400FK 17 74LS244N 35 LM237 15 74C177 22 74C167 28
 7400FL 17 74LS244N 35 LM237 15 74C178 22 74C168 28
 7400FM 17 74LS244N 35 LM237 15 74C179 22 74C169 28
 7400FN 17 74LS244N 35 LM237 15 74C180 22 74C170 28
 7400FO 17 74LS244N 35 LM237 15 74C181 22 74C171 28
 7400FP 17 74LS244N 35 LM237 15 74C182 22 74C172 28
 7400FQ 17 74LS244N 35 LM237 15 74C183 22 74C173 28
 7400FR 17 74LS244N 35 LM237 15 74C184 22 74C174 28
 7400FS 17 74LS244N 35 LM237 15 74C185 22 74C175 28
 7400FT 17 74LS244N 35 LM237 15 74C186 22 74C176 28
 7400FU 17 74LS244N 35 LM237 15 74C187 22 74C177 28
 7400FV 17 74LS244N 35 LM237 15 74C188 22 74C178 28
 7400FW 17 74LS244N 35 LM237 15 74C189 22 74C179 28
 7400FX 17 74LS244N 35 LM237 15 74C190 22 74C180 28
 7400FY 17 74LS244N 35 LM237 15 74C191 22 74C181 28
 7400FZ 17 74LS244N 35 LM237 15 74C192 22 74C182 28
 7400GA 17 74LS244N 35 LM237 15 74C193 22 74C183 28
 7400GB 17 74LS244N 35 LM237 15 74C194 22 74C184 28
 7400GC 17 74LS244N 35 LM237 15 74C195 22 74C185 28
 7400GD 17 74LS244N 35 LM237 15 74C196 22 74C186 28
 7400GE 17 74LS244N 35 LM237 15 74C197 22 74C187 28
 7400GF 17 74LS244N 35 LM237 15 74C198 22 74C188 28
 7400GG 17 74LS244N 35 LM237 15 74C199 22 74C189 28
 7400GH 17 74LS244N 35 LM237 15 74C200 22 74C190 28
 7400GI 17 74LS244N 35 LM237 15 74C201 22 74C191 28
 7400GJ 17 74LS244N 35 LM237 15 74C202 22 74C192 28
 7400GK 17 74LS244N 35 LM237 15 74C203 22 74C193 28
 7400GL 17 74LS244N 35 LM237 15 74C204 22 74C194 28
 7400GM 17 74LS244N 35 LM237 15 74C205 22 74C195 28
 7400GN 17 74LS244N 35 LM237 15 74C206 22 74C196 28
 7400GO 17 74LS244N 35 LM237 15 74C207 22 74C197 28
 7400GP 17 74LS244N 35 LM237 15 74C208 22 74C198 28
 7400GQ 17 74LS244N 35 LM237 15 74C209 22 74C199 28
 7400GR 17 74LS244N 35 LM237 15 74C210 22 74C200 28
 7400GS 17 74LS244N 35 LM237 15 74C211 22 74C201 28
 7400GT 17 74LS244N 35 LM237 15 74C212 22 74C202 28
 7400GU 17 74LS244N 35 LM237 15 74C213 22 74C203 28
 7400GV 17 74LS244N 35 LM237 15 74C214 22 74C204 28

OLD FASHIONED BARGAIN DAYS... EVERYDAY AT ETCO



BURGLAR/FIRE ALARM CONTROL CENTER

\$49⁹⁵

DEALER & INSTALLER INQUIRIES INVITED!

COMPARE TO \$100 SYSTEMS!


INSTALL AN ALARM - PROTECT YOUR HOME OR OFFICE!

Manufactured exclusively for ETCO and sold direct to you at the lowest possible price. Sophisticated features: provides one parallel fire and two series intrusion loops - instant and delayed (for keyless entry/exit). All relay operated - insensitive to static burst or lightning. When attacked, delivers 12 VDC @ 1 1/2 A. to external bell or siren (automatic 6 minute timer built in). Parallel fire loop can be utilized for smoke alarm, panic button, floor mat, ultrasonic sensor, photoelectric switches, etc. System status light indicates open door or window. 110 VAC operation capability - with auto switchover to internal battery in the event of power failure. Will operate on 12 V dry cell or rechargeable battery (trickle charger built in). Complete with detailed instructions. (Accessories and battery extra). AL048D.

BAUSCH & LOMB CONCENTRATION COMPUTER

ATTN: HOSPITALS AND LABS

\$89⁹⁵



BRAND NEW!

FACTORY SURPLUS!

WORTH 10 TIMES OUR LOW PRICE!

Bears B & L Part No. 33-27-55. An electronic analog computer which automatically calculates the concentration of substances in solutions being analyzed by a spectrophotometer. Designed for use with B & L Spectronic 20, Spectronic 600 and the precision spectrophotometer. Adaptable to other spectrophotometers with full scale output voltages within the range of .5 volts to 20 volts DC. These are brand new units in original packaging complete with detailed instruction manual. We can also send you a copy of the 30 page instruction manual for \$5 (non refundable). Order ETCO No. SU237D.

GIANT 22" PARABOLIC MICROPHONE REFLECTOR

\$19⁹⁵

Transparent, sound reflective plastic "dishes" for construction of long distance parabolic microphones and sound projectors. Reflector was especially designed to provide high gain audio capture capability. Microphone construction ideas included. MP133D.

BARGAIN BUYS

- 6" dia. 8-TRACK BELTS TR121D **29¢**
- 2N4339 F.E.T. N-channel, equiv. ECG133 DS157D **29¢** 100/19.95
- RCA 370A 40 watt POWER TRANSISTOR - DS160D **29¢**
- 1.5A/200 Volt BRIDGE RECTIFIER - DS159D **69¢**
- Pair PHILIPS AC187/AC188 power transistors w/ heat sink. PT168D **69¢**
- 7A/600 Volt SCR (TO-66) DS158D **1.99**
- NE-2 NEON BULBS BB125D **7¢** ea.
- THERMOSTATIC APPLIANCE SWITCH - SU017D **69¢**
- 100 asst. METAL FILM CAPACITORS PT167D For PC board mounting. **6.95**
- 10 asst. THERMISTORS PT166D **1.49**

No. 41 LIGHT BULB BONANZA!

Imagine less than 4c each when you buy 1000. Brand new Philips inventory - 2.5V, 5 CP, T-31/2 bulb, mini screw base. BB033D. **6¢** 100/\$4.95 1000/\$39.95

40,000 available!

ETCO Super Deal - 6 NYLON ALIGNMENT TOOLS!

Longest is 10 1/2" and shortest is 4". Commonly used types for FM / AM/ TV alignment. TL004D. **69¢** KIT

TO-3 TRANSISTOR SOCKET

Save! 4¢ MS055D **100/\$3.69 1000/\$29.95** 25,000 available!

50 assorted 1% PRECISION RESISTORS Great for labs, schools, hobbyist and researcher. All 1/4 or 1/2 watt, all 1% or better. All are resistance and tolerance coded. Prime factory surplus inventory. PT069D. **99¢**

THREE TRANSISTOR AF AMPLIFIER

What a price! Brand new - shipped with schematic - lots of uses! Hi-Z input, 8 ohm output. For xtal phono or mike cartridge. The 10k control alone is worth our low price! Operates well on 6 vdc. PK032D. **49¢** 10,000 available!

PRIME IC'S - WE DON'T KNOW WHAT THEY ARE!

\$1.99 10/S14.95.

Branded "METRONIC" and bearing number below. A bargain for someone "who knows". 18 pin package.

- Metronic ML567 DS085D.
- Metronic ML167 DS086D.
- Metronic ML667 DS087D.

NO FOOLIN' BARGAINS

READ CAREFULLY FOR HIDDEN TREASURE & SURPRISE BARGAINS!

- WR024D 60 conductor ribbon wire 29c / ft.
- PT011D 25 radio push-on knobs 69c
- XT010D 3579.545 precision color xtal 99c
- PT252D 6 asstd. transmitting xtals \$1.99
- OP263D 5 asstd. optical lenses \$1.98
- PT059D 40 ft. asstd. insulating spaghetti 99c
- PT030D 10 asstd. Vector tube sockets 99c
- SW162D 20 pos. / 4 pole J-B-T rotary switch \$3.95
- CG077D Popular Ronette mono turnover cartridge 99c
- SU212D 590-670 mH adj. hi-Q filter coil 99c
- SP023D Underwater speaker/mike 8 ohms 99c
- SU229D 3-cond. retractile telephone cord 29c
- TR092D 3/4" plastic tape reel 14c
- SP061D 1-5/8" square 8 ohm micro speaker \$1.49
- SP095D 1-1/16" dia. 8 ohm full range sprkr \$1.29
- SU287D Quasar varactor UHF tuner \$2.99

RUSH \$1.00 to: ETCO ELECTRONICS, Dept. OW, 521 5th Ave., NYC, N.Y. 10017.

64 PAGE BARGAIN-PACKED SURPLUS CATALOG!

Thousands of exciting surplus items and hard to find parts for OEM, schools, hobbyist and industry. FREE COPY with each order from this ad.

NAME _____

ADDRESS _____



CANADIAN MAIL ORDER CENTER
183G Hymus Blvd.
Pointe Claire,
Quebec H9R 1E9

U.S. MAIL ORDER CENTER
521 Fifth Ave.,
New York,
N.Y. 10017.

MERCHANDISE SUBJECT TO PRIOR SALE. PRICES SUBJECT TO CHANGE WITHOUT NOTICE.

Full remittance with each order, or BANKAMER CARD, MASTERCHARGE, VISA, or CHARGE. Add 15% for postage and handling. (excess refunded). Please try to bring your order total to \$10.00 or more.

CIRCLE 26 ON FREE INFORMATION CARD

DON'T MISS ANY

Get every single issue of Radio-Electronics delivered right to your door, and before it appears on the newsstand. Use this coupon and subscribe now.

Mail to: Radio-Electronics
SUBSCRIPTION DEPT., P.O. BOX 2520,
BOULDER, COLO. 80322

name (please print)

address

city state zip code

check offer preferred


- 1 Year—12 issues **ONLY \$8.75**
- 2 Years—24 issues **SAVE MORE \$16.50**
(You save \$7.50 over newsstand)
- 3 Years—36 issues **GREATER SAVINGS \$24.50**
(You save \$11.50 over newsstand prices)
- Payment enclosed Bill Me
- Check here if this is a new subscription
- Check here if you are extending or renewing your subscription

Canada same as U.S.A. Extra Postage: Pan American \$1.50 per year, all other foreign \$2.00 per year.

40J7

NOW!

The PTX
Logic Probe
Only \$12.95
and a new
Low Cost
Board



All of our boards feature—

- Numbered tie points and colored plugs.
- Solid printed circuit boards.
- Reusable parts.

Our original board handles 10 IC's in sizes from 14-40 pin DIP shown above. Kit includes: Board, plugs, sockets & eyelets. Only \$36.25—Order # 141

NEW from Printronix— a very low cost board! Our new board can handle 10 IC's and included with the board are sockets, plugs, even wire. Only \$12.95—Order # 171

A complete package for the Experimenter including one of the above PTX kits and 3 specially selected books: Basic Digital Electronics, OP AMP Circuit Design and Applications, Optoelectronics Guidebook—with tested projects. With kit # 141—\$49.95—Order # 151. With kit # 171—\$26.95—Order # 181.

Also New— a low cost logic probe! Good for TTL & C MOS integrated circuits, includes two VLED's and case. Kit—\$12.95—Order # 271
Assembled—\$17.95—Order # 261

Books of interest!

Programming Microprocessors—Order # 985—\$6.95. Master Handbook of 1001 Practical Electronic Circuits—Order # 800—\$9.95. Microprocessor/Microprogramming Handbook—Order # 785—\$6.95. Computer Programming Handbook—Order # 752—\$8.95.

PRINTRONIX
1361 Flatbush Ave.
Bklyn, N.Y. 11210

ALL items are postpaid
N.Y. City & State
residents add tax

CIRCLE 11 ON FREE INFORMATION CARD

CARBON film resistors— $\frac{1}{4}$ W, 5% (1-4M7 ohms) 3.5¢ each. 50/value—\$0.85. Postage, handling \$1.00. Other components. Free catalog, resistor sample. **COMPONENTS CENTER**, Box 295R, West Islip, NY 11795

PARTS! CORNELL TUBES!
FREE Send For FREE
CORNELL'S
New Color
Catalog
48 Pgs. New Items IN LOTS OF 100
33¢ per tube
36¢ per tube
ORDER FREE IF NOT SHIPPED IN 24 HOURS
4215 E UNIVERSITY AVE. SAN DIEGO, CALIF. 92105

Burglar. Smoke Fire Alarm Catalog

- Billions of dollars lost annually due to lack of protective warning alarms.

FREE CATALOG Shows you how to protect your home, business and person. Wholesale prices. Do-it-yourself. Free engineering service.



Burdex Security Co.

Box 82802 RE-127 Lincoln, Ne. 68501

WANTED

RADIO-TV jobs—stations hiring nationwide! Free details: **JOB LEADS**, 1680-CN Vine, Hollywood, CA 90028

SEEKING Japanese Transistors for CB and stereo repair? Request complete list. Compare 1 to 9 prices: 2SC710 .59, 2SC517 3.95, 2SC799 3.60, 2SC1306 4.40, 2SC1678 2.25, TA7205P 3.90, BA521 3.70, BA511 3.40. **FUJI-SVEA ENTERPRISE**, Dept. RE, P. O. Box 40325, Cincinnati, OH 45240

FORDHAM BEST BUYS

Sencore direct reading DVM multimeters



DVM35
POCKET PORTABLE
ANALOG REPLACEMENT
3-digit, 1% DCV,
Battery or AC



DVM36
LAB ACCURATE
POCKET PORTABLE
3½ digit, .5% DCV,
Battery or AC



DVM32
BENCH & FIELD MASTER
3½ digit, .5% DCV,
Battery or AC



DVM38
"PRIME" STANDARD
AT YOUR FINGERTIPS
3½ digit, .1% DCV,
Auto-Ranging

FOR PRICING AND TO PLACE YOUR ORDER

Call TOLL FREE 800 645-9518 For N.Y. State call (516) 752-0050

FREE 164 page catalog of over 3000 items ... test equipment, CB, tools, tubes, components and electronic supplies

FORDHAM
YOUR ONE STOP DISCOUNT CENTER

RADIO SUPPLY CO., INC
855R Conklin St.
Farmingdale, N.Y. 11735

Mastercharge,
BankAmericard,
VISA and
C.O.D.'s accepted

CIRCLE 31 ON FREE INFORMATION CARD

DIGI-KEY CORPORATION

Quality Electronic Components

TOLL FREE 1-800-346-5144

MINNESOTA RESIDENTS 218-681-6674



DON'T FORGET OUR DISCOUNTS WHEN COMPARING PRICES

**I.C.'S • RESISTORS • TRANSISTORS • CAPACITORS • DIODES • I.C. SOCKETS & PINS • SWITCHES
CLOCK MODULES • OPTOELECTRONICS • BREADBOARDING & TESTING DEVICES • DRAFTING SUPPLIES
DATABOOKS • HEAT SINKS • WIRE • TOOLS ... AND MORE ... WRITE FOR FREE CATALOG ...**

INTEGRATED CIRCUITS

TTL	74198	1.49	74LS261	2.00	LE357N	1.20
7400	21	74221	86	74LS264	1.37	1F13741
7401	21	74251	1.09	74LS279	.62	LM301AN
7402	21	74279	.55	74LS283	.78	LM307N
7403	21	74296	.94	74LS285	.65	LM308N
7404	21	74365	.67	74LS293	.65	LM311N
7405	21	74366	.67	74LS295	1.12	LM317P
7406	25	74367	.67	74LS296	1.30	LM317P-9
7407	25	74368	.67	74LS365	.67	LM318N
7408	25			74LS366	.67	LM320M-5
7409	21			74LS367	.67	LM320M-6
7410	21			74LS368	.67	LM320M-7
7411	21			74LS371	.50	LM320M-8
7412	21			74LS372	.50	LM320M-9
7413	25			74LS373	1.50	LM320M-9.1
7414	89			74LS386	.39	LM320M-121.30
7416	25			74LS395	1.74	LM320M-151.30
7417	25			74LS396	1.30	LM320M-181.30
7420	21			81LS95	.77	LM320M-211.30
7421	25			81LS96	.77	LM320M-241.30
7422	25			81LS97	.77	LM320M-271.30
7423	25			81LS98	.77	LM320M-301.30
7424	25			81LS99	.77	LM320M-331.30
7425	25			81LS99	.77	LM320M-361.30
7426	25			81LS99	.77	LM320M-391.30
7427	25			81LS99	.77	LM320M-421.30
7428	25			81LS99	.77	LM320M-451.30
7429	25			81LS99	.77	LM320M-481.30
7430	21			81LS99	.77	LM320M-511.30
7431	25			81LS99	.77	LM320M-541.30
7432	25			81LS99	.77	LM320M-571.30
7433	25			81LS99	.77	LM320M-601.30
7434	25			81LS99	.77	LM320M-631.30
7435	25			81LS99	.77	LM320M-661.30
7436	25			81LS99	.77	LM320M-691.30
7437	25			81LS99	.77	LM320M-721.30
7438	25			81LS99	.77	LM320M-751.30
7439	25			81LS99	.77	LM320M-781.30
7440	21			81LS99	.77	LM320M-811.30
7441	25			81LS99	.77	LM320M-841.30
7442	25			81LS99	.77	LM320M-871.30
7443	25			81LS99	.77	LM320M-901.30
7444	25			81LS99	.77	LM320M-931.30
7445	25			81LS99	.77	LM320M-961.30
7446	25			81LS99	.77	LM320M-991.30
7447	25			81LS99	.77	LM320M-1021.30
7448	25			81LS99	.77	LM320M-1051.30
7449	21			81LS99	.77	LM320M-1081.30
7450	21			81LS99	.77	LM320M-1111.30
7451	21			81LS99	.77	LM320M-1141.30
7452	21			81LS99	.77	LM320M-1171.30
7453	21			81LS99	.77	LM320M-1201.30
7454	21			81LS99	.77	LM320M-1231.30
7455	21			81LS99	.77	LM320M-1261.30
7456	21			81LS99	.77	LM320M-1291.30
7457	21			81LS99	.77	LM320M-1321.30
7458	21			81LS99	.77	LM320M-1351.30
7459	21			81LS99	.77	LM320M-1381.30
7460	21			81LS99	.77	LM320M-1411.30
7461	21			81LS99	.77	LM320M-1441.30
7462	21			81LS99	.77	LM320M-1471.30
7463	21			81LS99	.77	LM320M-1501.30
7464	21			81LS99	.77	LM320M-1531.30
7465	21			81LS99	.77	LM320M-1561.30
7466	21			81LS99	.77	LM320M-1591.30
7467	21			81LS99	.77	LM320M-1621.30
7468	21			81LS99	.77	LM320M-1651.30
7469	21			81LS99	.77	LM320M-1681.30
7470	21			81LS99	.77	LM320M-1711.30
7471	21			81LS99	.77	LM320M-1741.30
7472	21			81LS99	.77	LM320M-1771.30
7473	21			81LS99	.77	LM320M-1801.30
7474	21			81LS99	.77	LM320M-1831.30
7475	21			81LS99	.77	LM320M-1861.30
7476	21			81LS99	.77	LM320M-1891.30
7477	21			81LS99	.77	LM320M-1921.30
7478	21			81LS99	.77	LM320M-1951.30
7479	21			81LS99	.77	LM320M-1981.30
7480	21			81LS99	.77	LM320M-2011.30
7481	21			81LS99	.77	LM320M-2041.30
7482	21			81LS99	.77	LM320M-2071.30
7483	21			81LS99	.77	LM320M-2101.30
7484	21			81LS99	.77	LM320M-2131.30
7485	21			81LS99	.77	LM320M-2161.30
7486	21			81LS99	.77	LM320M-2191.30
7487	21			81LS99	.77	LM320M-2221.30
7488	21			81LS99	.77	LM320M-2251.30
7489	21			81LS99	.77	LM320M-2281.30
7490	21			81LS99	.77	LM320M-2311.30
7491	21			81LS99	.77	LM320M-2341.30
7492	21			81LS99	.77	LM320M-2371.30
7493	21			81LS99	.77	LM320M-2401.30
7494	21			81LS99	.77	LM320M-2431.30
7495	21			81LS99	.77	LM320M-2461.30
7496	21			81LS99	.77	LM320M-2491.30
7497	21			81LS99	.77	LM320M-2521.30
7498	21			81LS99	.77	LM320M-2551.30
7499	21			81LS99	.77	LM320M-2581.30
7500	21			81LS99	.77	LM320M-2611.30

8080A CHIP SET

ONE EACH 8080A, 8212, 8224 and 8228 PLUS SIXTEEN 2102-1'S — ALL FOR **\$49.95**

MICROPROCESSORS

Best Values Yet!

8080A	8-BIT CPU, 2 USEC CYCLE	1.30	\$12.95
8212	8-BIT I/O PORT	1.30	\$ 3.95
8214	BI-DIRECTIONAL BUS DRIVER	1.30	\$ 4.25
8224	CLOCK GENERATOR	1.30	\$ 4.95
8228	SYSTEM CONTROLLER	1.30	\$ 6.95
8251	COMMUNICATIONS INTERFACE	1.30	\$12.95
8255	PERIPHERAL INTERFACE	1.30	\$11.95
1702A	2K EPROM (256x8)	1.30	\$ 6.95
2708	8K EPROM (1Kx8)	1.30	\$29.50
2102-1	1K RAM 500 NS	1.30	\$ 1.79
5C/AMP	5 VOLT SC/AMP CPU	1.30	\$ 9.95
2650	MICROPROCESSOR 1.25 MHZ-2 CLOCK 40 DIL	1.30	\$24.95

WIRE WRAPPING WIRE IN BULK

Red or Black 30 g. Kynar

100' \$2.00 500' \$8.50 1000' \$15.00

5% CARBON FILM RESISTORS

1/4" & 1/2" WATT SIZE

5% tolerance 1/4" w. 100 pcs/roll 1.7" w. 1000 pcs/roll 1.2" w.

PLESSEY SAMPLER

AN ASSORTMENT OF METALIZED POLYESTER CAPACITORS 300 CAPS 18 VALUES \$26.00

METALIZED POLYESTER CAPACITORS

0001	14	115110	9.00/C	033	15	125110	10.00/C
0003	14	115110	9.00/C	047	15	125110	10.00/C
0047	14	115110	9.00/C	068	15	125110	10.00/C
0068	14	115110	9.00/C	17	135110	11.00/C	
0088	14	115110	9.00/C	33	30	250110	20.00/C
022	15	125110	10.00/C	47	36	300110	24.00/C

ELECTROLYTIC CAPACITORS

VALUE	RADIAL LEADS	AXIAL LEADS
47/50V	08 65/10 5.41/C	11 90/10 7.65/C
75/50V	08 65/10 5.41/C	11 90/10 7.65/C
100/50V	08 65/10 5.41/C	11 90/10 7.65/C
150/50V	08 65/10 5.41/C	11 90/10 7.65/C
220/50V	08 65/10 5.41/C	11 90/10 7.65/C
330/50V	08 65/10 5.41/C	11 90/10 7.65/C
470/50V	08 65/10 5.41/C	11 90/10 7.65/C
680/50V	08 65/10 5.41/C	11 90/10 7.65/C
1000/50V	08 65/10 5.41/C	11 90/10 7.65/C
1500/50V	08 65/10 5.41/C	11 90/10 7.65/C
2200/50V	08 65/10 5.41/C	11 90/10 7.65/C
3300/50V	08 65/10 5.41/C	11 90/10 7.65/C
4700/50V	08 65/10 5.41/C	11 90/10 7.65/C
6800/50V	08 65/10 5.41/C	11 90/10 7.65/C
10000/50V	08 65/10 5.41/C	11 90/10 7.65/C
15000/50V	08 65/10 5.41/C	11 90/10 7.65/C
22000/50V	08 65/10 5.41/C	11 90/10 7.65/C
33000/50V	08 65/10 5.41/C	11 90/10 7.65/C
47000/50V	08 65/10 5.41/C	11 90/10 7.65/C
68000/50V	08 65/10 5.41/C	11 90/10 7.65/C
100000/50V	08 65/10 5.41/C	11 90/10 7.65/C
150000/50V	08 65/10 5.41/C	11 90/10 7.65/C
220000/50V	08 65/10 5.41/C	11 90/10 7.65/C
330000/50V	08 65/10 5.41/C	11 90/10 7.65/C
470000/50V	08 65/10 5.41/C	11 90/10 7.65/C
680000/50V	08 65/10 5.41/C	11 90/10 7.65/C
1000000/50V	08 65/10 5.41/C	11 90/10 7.65/C
1500000/50V	08 65/10 5.41/C	11 90/10 7.65/C
2200000/50V	08 65/10 5.41/C	11 90/10 7.65/C
3300000/50V	08 65/10 5.41/C	11 90/10 7.65/C
4700000/50V	08 65/10 5.41/C	11 90/10 7.65/C
6800000/50V	08 65/10 5.41/C	11 90/10 7.65/C
10000000/50V	08 65/10 5.41/C	11 90/10 7.65/C

JMJ DIGITAL DISPLAY

NEW BEZEL

\$4.95

CLOCK MODULES

MA1002A 5' LED 12 Hour AM-PM Clock Module \$10.50

MA1002B Module with Transformer & Switches \$13.95


MA1002C 5' LED 24 Hour Clock Module \$10.50

MA1002E Module w/Transformer & Switches \$24.95

MA1003 12 Volt Car Clock with Switches \$13.00

MA1010A 84' LED 12 Hour AM-PM Clock Module \$16.45

MA



SEE IN THE DARK

IR viewer complete ready to operate. Guaranteed by the manufacturer. Portable, runs on lantern battery. New, see in total darkness. No shipments to Calif. Comes complete with built in IR source and adjustable focus lens. SPL-21 \$199.00

CHARACTER GENERATOR CHIP
Memory is 512X5 produces 64 five by seven ASCH characters. New by National, w/specs \$6.00

TOUCHTONE ENCODER CHIP
Compatible w/Bell system. Ideal for repeater work. W/specs \$6.00

SMOKE—FIRE—INTRUDER ALARM
12 VDC w/5 inch loud bell, w/instructions. Fine biz. for car, camper, boat, home W/instructions \$20.00

CATALOG SP-10 NOW READY
customer pays all postage
MESHNA, PO BOX 62, E. Lynn Ma 01904

CIRCLE 23 ON FREE INFORMATION CARD

**TUNER SUB
\$19.95**

Since all tuner subs that we know of are modified TV Tuners, we decided to market an excellent performing yet very low cost sub for the technician who has to get all he can for his money... a "Poor Boy's Sub" for only \$19.95.

This was not an easy task since cabinets, knobs and controls would push the price far above \$19.95... We searched for a tuner that needed no cabinet and no controls... one that the tech could scrounge the knobs from most any old TV...

It took over two years but we finally found it. The gain is excellent... Battery drain is very low (only 18 mils). It's self biasing so there is no R.F. gain control to fiddle with... It works equally well on tube or transistor sets... b/w or color... and is as easy to use as starting a fight with your wife (well, almost). All you need do is hook the set's IF cable to the "Poor Boy" and view the picture... That's it... no set up controls to confuse you.

We compared the "Poor Boy" with other subs costing over twice the price and found it to work just as well on all the comparison tests we made... and often a lot easier to use... Even though instructions aren't needed... you get those too.

The "Poor Boy" is small enough to easily hold in one hand... no wires or controls dangling around. It comes completely wired and tested including batteries and ready to use. Send a check for only \$19.95, and we even pay the shipping (how about that?) or we will ship COD.

Try it for 10 days... If not completely satisfied... return for full refund.

ALL ORDERS SHIPPED THE SAME DAY RECEIVED!!

TEXAS TUNER SERVICE
4210 N.E. 28TH STREET,
FORT WORTH, TEXAS 76117
PHONE (817) 834-8201

CIRCLE 72 ON FREE INFORMATION CARD

ADVERTISING INDEX

RADIO-ELECTRONICS does not assume any responsibility for errors that may appear in the index below.

Free Information Number	Page
Acoustic Fiber Sound Systems.....	75
76 Adelco.....	74
Advance Electronics.....	26
42 American Technology.....	79
65 AP Products.....	16
20 Avanti Research.....	Cover IV
64 B & K-Div. of Dynascan.....	14
CIE-Cleveland Institute of Electronics.....	18-21
53 Communications Electronics.....	75
35 Continental Specialties.....	32
CREI-Div. of McGraw-Hill Continuing Education.....	80-83
61 Dana Labs.....	87
Digital Concepts.....	61
3 Discwasher.....	67
52 Edmund Scientific.....	77
51 EICO.....	88,89
EMC-Electronic Measurements.....	73
2 Enterprise Development.....	84
6 Fidelity Sound.....	86
GFN.....	13
45 Grantham College of Engineering.....	89
GTE-Sylvania-Consumer Renewal.....	2
100 Heath.....	28-31
66 Hickok Electrical Systems.....	76
9 Indiana Home Study.....	84
22 Internation Crystal.....	85
18 James Electronics.....	Cover III
Kenwood.....	27
56 Leader.....	17
12 Mountain West Alarm Supply.....	89
7 National Camera.....	74
National Radio Institute (NRI)-Div. of McGraw-Hill Continuing Education Center.....	8-11
National Technical Schools.....	62-65
77 OK Machine & Tool.....	22
57 Oneida Electronics.....	24
70 PAIA.....	76
73 Perma-Power.....	69
37 Platt Luggage.....	73
54 PTS Electronics.....	86
Radio Shack.....	1
27 Rye Industries.....	85
Sabtronics International, Div. of Euray Trading.....	7
H.W. Sams.....	15
39 Schober Organ.....	84
4 Sencore.....	77
19 Sinclair.....	23
63 Southwest Technical Products.....	5
49 Spacekom.....	71
13 Tab Gooks.....	88
28 Telematic-Div. of UXL.....	87
103 TK Enterprises.....	71
5 Tri-Star.....	86
68 VIZ Mfg.....	25
75 Wahl Clipper.....	79
1 Weller-Xcelite-Div. of Cooper Industries.....	Cover II
40 Wersi.....	89
Market Center	
36 Ace Electronics.....	114
67 Active Electronics.....	108
41 ADVA.....	108
Assembly Systems.....	94
AMC Sales.....	94
43 Babylon Electronics.....	102
Burdex Security.....	96
Karel Barta.....	90
CFR.....	90
29 Chaney.....	104
Cornell.....	96

Free Information Number	Page
Command Productions.....	90
32 Computer Depot.....	104
Dage Scientific Instruments.....	90
25 Delta Electronics.....	92
Devtronix.....	92
55 Digi-Key.....	97
Digital Research Electronics.....	111
Electronic Development Lab.....	94
Electronic Warehouse.....	92
14 Etco Electronics.....	95
26 Fair Radio Sales.....	92
31 Fordham Radio Supply.....	96
74 Formula International.....	115
29 Fuji-Svea.....	110
44 Godbout Electronics.....	116
34 Hobbi-House.....	93
Information Unlimited.....	92
Interfab.....	94
46 International Electronics.....	109
16,17,47 James Electronics.....	106,107,116
Lakeside Industries.....	90
Lab Science.....	94
71 LMN Electronics.....	91
23 Meshna.....	98
24 New Tone.....	114
69 Olson.....	102
48 Optoelectronics.....	101
10 Page Digital.....	90
62 Parasitic Engineering.....	116
55 Poly Paks.....	105
11 Printronix.....	96
33 Quest.....	94
59 Radio Hut.....	113
30 Ramsey Electronics.....	104
8 JB Saunders.....	103
58 SD Sales.....	112
38 Solid State Sales.....	111
Surplus Center.....	94
72 Texas Tuner.....	98
60 West Side Electronics.....	90

MOVING?

Don't miss a single copy of **Radio-Electronics**. Give us:

Six weeks' notice

Your old address and zip code

Your new address and zip code

ATTACH LABEL HERE

name (please print)

address

city state zip code


Mail to: Radio-Electronics
SUBSCRIPTION DEPT., P.O. BOX 2520,
BOULDER, COLO. 80322

NEW LSI TECHNOLOGY
FREQUENCY COUNTER

TAKE ADVANTAGE OF THIS NEW STATE-OF-THE-ART COUNTER FEATURING THE MANY BENEFITS OF CUSTOM LSI CIRCUITRY. THIS NEW TECHNOLOGY APPROACH TO INSTRUMENTATION YIELDS ENHANCED PERFORMANCE, SMALLER PHYSICAL SIZE, DRASTICALLY REDUCED POWER CONSUMPTION (PORTABLE BATTERY OPERATION IS NOW PRACTICAL), DEPENDABILITY, EASY ASSEMBLY AND REVOLUTIONARY LOWER PRICING!

- KIT #FC-50C 50 MHZ COUNTER WITH CABINET & P.S. **\$119⁹⁵** COMPLETE!
- KIT #PSL-650 650 MHZ PRESCALER (NOT SHOWN) 29.95
- MODEL #FC-50WT 60 MHZ COUNTER WIRED, TESTED & CAL. 165.95
- MODEL #FC-50/600 WT. 600 MHZ COUNTER WIRED, TESTED & CAL. 199.95

SIZE:
3" High
6" Wide
5 1/2" Deep



FEATURES AND SPECIFICATIONS:

DISPLAY: 8 RED LED DIGITS 4" CHARACTER HEIGHT
GATE TIMES: 1 SECOND AND 1/10 SECOND
PRESCALER WILL FIT INSIDE COUNTER CABINET
RESOLUTION: 1 HZ AT 1 SECOND, 10 HZ AT 1/10 SECOND
FREQUENCY RANGE: 10 HZ TO 60 MHZ. (65 MHZ TYPICAL)
SENSITIVITY: 10 MV RMS TO 50 MHZ, 20 MV RMS TO 60 MHZ TYP.
INPUT IMPEDANCE: 1 MEGOHM AND 20 PF.
[DIODE PROTECTED INPUT FOR OVER VOLTAGE PROTECTION.]
ACCURACY: ± 1 PPM [± .0001%] AFTER CALIBRATION TYPICAL
STABILITY: WITHIN 1 PPM PER HOUR AFTER WARM UP [0.001% TYP.]
IC PACKAGE COUNT: 8 [ALL SOCKETED]
INTERNAL POWER SUPPLY: 5 V DC REGULATED.
INPUT POWER REQUIRED: 8-12 VDC OR 115 VAC AT 50/60 HZ.
POWER CONSUMPTION: 4 WATTS

KIT #FC-50C IS COMPLETE WITH PREDRILLED CHASSIS ALL HARDWARE AND STEP-BY-STEP INSTRUCTIONS. WIRED & TESTED UNITS ARE CALIBRATED AND GUARANTEED.


PLEXIGLAS CABINETS

Great for Clocks or any LED Digital project. Clear-Red Chassis serves as Bezel to increase contrast of digital displays.

- CABINET I**
3"H, 6 1/4"W, 5 1/2"D Black, White or Clear Cover
 - CABINET II**
2 1/2"H, 5 1/2"W, 4"D \$6.50 ea.
- RED OR GREY PLEXIGLAS FOR DIGITAL BEZELS
3"x6"x1/8" 95¢ ea. 4/13

SEE THE WORKS Clock Kit
Clear Plexiglas Stand

- 6 Big 4" digits
- 12 or 24 hr time
- 3 set switches
- Plug transformer
- all parts included



Plexiglas is Pre-cut & drilled
Kit #850-4 CP
Size: 6"H, 4 1/2"W, 3"D
Assembled \$23⁵⁰ ea. 2/45. \$29⁹⁵

60 HZ.

XTAL TIME BASE:
Will enable Digital Clock Kits or Clock-Calendar Kits to operate from 12V DC.
1"x2" PC Board
Power Req. 5-15V (2.5 MA. TYP.)
Easy 3 wire hookup
Accuracy: ± 2PPM
#TB-1 (Adjustable)
Complete Kit \$4⁹⁵
Wir & Cal \$9.95

SPECIAL PRICING!

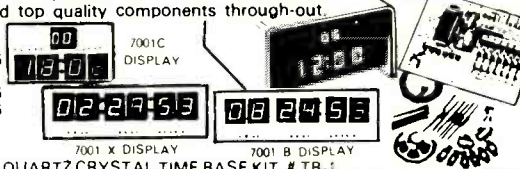
PRIME - HIGH SPEED RAM
21L02-3 400 NS
LOW POWER - FACTORY FRESH
1-24 \$1.75 ea. 100-199 \$1.45 ea.
25-99 1.60 ea. 200-999 1.39 ea.
1000 AND OVER **\$1.29** ea.

6-DIGIT LED CLOCK CALENDAR KIT
DATE-TIME-SNOOZE ALARM & MORE... KIT 7001

FOR THE BUILDER THAT WANTS THE BEST FEATURING 12 OR 24 HOUR TIME — 29-30-31 DAY CALENDAR. ALARM. SNOOZE AND AUX. TIMER CIRCUITS

Will alternate time (8 seconds) and date (2 seconds) and may be wired for time or date display only, with other functions on demand. Has built-in oscillator for battery back-up. A loud 24 hour alarm with a repeatable 10 minute snooze alarm, alarm set & timer set indicators. Includes 110 VAC/60Hz power pack with cord and top quality components through-out.

- KIT - 7001B WITH 6 - 5" DIGITS \$39.95
- KIT - 7001C WITH 4 - 6" DIGITS & 2 - 3" DIGITS FOR SECONDS \$42.95
- KIT - 7001X WITH 6 - 6" DIGITS \$45.95



KITS ARE COMPLETE (LESS CABINET)
ALL 7001 KITS FIT CABINET I AND ACCEPT QUARTZ CRYSTAL TIME BASE KIT # TB-1

PRINTED CIRCUIT BOARDS for CT 7001 Kits sold separately with assembly info. PC Boards are drilled Fiberglass, solder plated and screened with component layout.

Specify for 7001
B. Cor X - \$7.95

AUTO BURGLAR ALARM KIT

AN EASY TO ASSEMBLE AND EASY TO INSTALL ALARM PROVIDING MANY FEATURES NOT NORMALLY FOUND. KEYLESS ALARM HAS PROVISION FOR POS. & GROUNDING SWITCHES OR SENSORS. WILL PULSE HORN RELAY AT 1/2 RATE OR DRIVE SIREN. KIT PROVIDES PROGRAMMABLE TIME DELAYS FOR EXIT ENTRY & ALARM PERIOD. UNIT MOUNTS UNDER DASH - REMOTE SWITCH CAN BE MOUNTED WHERE DESIRED. CMOS RELIABILITY RESISTS FALSE ALARMS & PROVIDES FOR ULTRA DEPENDABLE ALARM. DO NOT BE FOOLED BY LOW PRICES! THIS IS A TOP QUALITY COMPLETE KIT WITH ALL PARTS INCLUDING DETAILED DRAWINGS AND INSTRUCTIONS OR AVAILABLE WIRED AND TESTED



KIT #ALR-1 \$9.95
#ALR-1WT WIRED & TESTED \$19.95

VARIABLE REGULATED 1 AMP POWER SUPPLY KIT

- VARIABLE FROM 4 TO 14V
- SHORT CIRCUIT PROOF
- 723 IC REGULATOR
- 2N3055 PASS TRANSISTOR
- CURRENT LIMITING AT 1 Amp
- KIT IS COMPLETE INCLUDING DRILLED & SOLDER PLATED FIBERGLASS PC BOARD AND ALL PARTS (Less TRANS. FORMER) KIT #PS-01 \$8.95
- TRANSFORMER 24V CT will provide 300MA at 12V and 1 Amp at 5V. \$3.50

MOBILE LED CLOCK

12/24 HR 4" DIGITS!

MODEL 12 VOLT AC OR DC POWERED #2001



- 6 JUMBO 4" RED LED'S BEHIND RED FILTER LENS WITH CHROME RIM
- SET TIME FROM FRONT VIA HIDDEN SWITCHES • 12/24-Hr. TIME FORMAT
- STYLISH CHARCOAL GRAY CASE OF MOLDED HIGH TEMP. PLASTIC
- BRIDGE POWER INPUT CIRCUITRY — TWO WIRE NO POLARITY HOOK-UP
- OPTIONAL CONNECTION TO BINARY DISPLAY [Use When Key Off in Car, Etc.]
- TOP QUALITY PC BOARDS & COMPONENTS - INSTRUCTIONS.
- MOUNTING BRACKET INCLUDED

KIT #2001 COMPLETE KIT \$27⁹⁵ 3 OR MORE \$25⁹⁵ ea. 115 VAC Power Pack #AC-1 \$250 ea.

ASSEMBLED UNITS WIRED & TESTED ORDER #2001 WT [LESS 9V. BATTERY] \$379⁹⁵ ea. 3 OR MORE \$359⁹⁵ ea. Wired for 12-Hr. Op. if not otherwise specified.

ORDER BY PHONE OR MAIL
COD ORDERS WELCOME

OPTOELECTRONICS, INC.

BOX 219 HOLLYWOOD, FLA. 33022
PHONE [305] 921-2056 / 921-4425

ORDERS TO USA & CANADA ADD 5% FOR SHIPPING, HANDLING & INSURANCE. ALL OTHERS ADD 10%. ADDITIONAL \$1.00 CHARGE FOR ORDERS UNDER \$15.00 - COD FEE \$1.00. FLA. RES. ADD 4% STATE TAX.



CIRCLE 48 ON FREE INFORMATION CARD

BONUS SALE

With a \$25 prepaid order get an int'l data catalog

With a \$50 prepaid order get the 8080 user manual

8K RAM BOARD

FULLY ASSEMBLED & TESTED, JUST PLUG IT IN - 64 21L02's (in sockets) ALTAIR & IMSAI 8080 COMPATIBLE, ON BOARD REGULATORS, FULLY BUFFERED

\$189.95

WHO NEEDS A KIT? BUY IT, PLUG, & GO

IC SOCKETS

SOLDER TAIL TIN		WIRE WRAP TIN (3)	
pins	ea.	10	100
8	25¢	22	18
14	25	22	18
16	27	23	20
24	50	45	36
28	80	75	68
40	99	94	89

molex	
500	\$4.75 5K \$38
1K	8.50 10K 70
2K	16 50K 325

CARBON FILM RESISTORS

High quality .25W 5% ALL STANDARD VALUES FROM 2.7Ω to 2.2M STOCKED IN DEPTH each ten hundred thousand 100 minimum no mix of values

10¢ 40¢ \$1.60 \$14- per value

RESISTOR ASSORTMENTS

LEADS TRIMMED FOR PRINTED CIRCUIT BOARD

200 1/4W 5% \$2- 200 1/2. 5% \$2-

COUNTER DISPLAY KIT

Ideal module for home built counter projects. Includes 7490 decade counter 7475 latch, 7447 driver, and RCA .6" NUMITRON display. PCB with plated thru hole and instructions supplied. KITS SUPPLIED FROM ONE TO TEN DIGITS PER BOARD (all interconnects plated).

\$5.89 per digit

RESISTOR ASSORTMENT

with metal cabinet

100ea	1/4W 5%
3-9	6-8 12 18 27 39
56	82 120 180 270 390
560	820 1.2K 1.8K 2.7K 3.9K
5.6K	8.2K 12K 18K 27K 39K
56K	82K 100K 120K 180K 270K
590K	560K 820K 1.2M 1.8M 2.7M

\$44.95

TV REPAIR INTEGRATED CIRCUITS

221-34	221-46	612007-1	\$2.25 ea.
221-42	221-48	LM3089	10/ \$20
221-45	221-62	LM2111	

-SUPER SPECIALS-

74S206	DIP 256x1 45NS RAM	\$.90
934101	" " " "	.90
LM308AH	OP-AMP w/pwr.	.90
HA776	" " PROGRAMMABLE	.90
78L05	TO92 .1A + REGULATOR	.30
78L12	" " " "	.30
78L2.6	2.6V .1A Positive	.30
MM5369	CRYSTAL OSC. TIME BASE	1.75
MM5058	1024 BIT STATIC S.R. MINI.	2.00
LM300	ADJUSTABLE REGULATOR	.60
LM723	" " " "	.50
747	DUAL OP-AMP	.50
ZENER	16V 1W on tape	.10
DIAC	27 VOLT TRIGGER DIODE	.20
CERAMIC FILTER	10.7 Mhz.	1.25
7812	TO-3 1amp REGULATOR	.69
78M05	TO220 .5A " "	.69

-SWITCHES-

RED PUSH BUTTON N.O. MOMENTARY CONTACT

30¢ each	
8	\$ 2
100	22
1000	195



MINI MINI TOGGLE

EXTRA SMALL D.P.D.T. 3A 125VAC CONTACTS

each	\$1.50
8 - 10.	
100 - 95.	



JBT MB1-223 5 AMP DPDT

ROCKER SWITCH WITH PANEL MOUNTING HARDWARE.....

79¢ ea.	
ten \$6	
\$49/c	



DIP TRIMMER

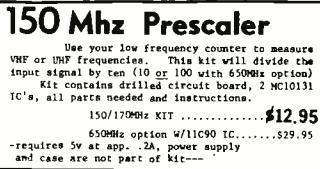
12 TURN 1/4" x 1/4" x 1/4" 5K or 200K only mfg. DALE

\$1.50 TEN FOR \$4

POTTER BRUMFIELD

Type KHP Relay 4 PDT 3A Contacts 24VDC COIL 650 ohms 120VAC 10.5MA

\$1.60 ea.



150 Mhz Prescaler

Use your low frequency counter to measure VHF or UHF frequencies. This kit will divide the input signal by ten (10 or 100 with 500MHz option) Kit contains drilled circuit board, 2 MC10131 IC's, all parts needed and instructions.

150/170MHz KIT	\$12.95
650MHz option w/11C90 IC	\$29.95

-requires 5v at app. .2A, power supply and case are not part of kit---

TO-92 TRANSISTORS

50 FIRST QUALITY PLASTIC TRANSISTORS ASSORTED TYPES PNP, NPN, AND EVEN A FEW DARLINGTONS... THESE ARE NOT U-TEST SPECIALS FROM FACTORY REJECT BARRELS, BUT FIRST QUALITY PARTS WITH HOUSE NUMBERS. JUST 250K AVAILABLE--SO STOCK UP NOW ... FIFTY FOR **\$2-**

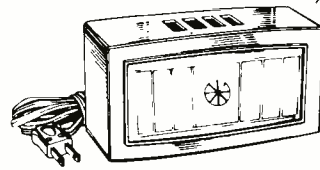
Money back guarantee--\$5 minimum order. we pay post on orders for \$10 or more. All payment must be in U.S. funds. Foreign orders must include post BAC & MC and not prepaid orders and shipping is added

SMOKE & GAS ALARM

XM-646

REG. 19.99

12.99



- Protects Your Family From Fire & Smoke
- Loud Horn Warning

VHF-AM PORTABLE 3-CHANNEL RECEIVER

RA-422

Was ~~39~~ in 677 Cat.

19.99

- Hear (Hi-VHF 150-175 MHz) Police, Weather, Fire, More!
- Hurry! Quantities Limited
- Just Install Crystals Needed
- 9V Battery Included

XM-677 Crystals Ea. 99¢




PUSHBUTTON AM AUTO RADIO

10.99

AU-580

- Mounts In or Under Dash
- Has Volume, Tone and Manual Tuning Controls



CB MONITOR CONVERTER CHANNELS 1 THRU 23

4.99

CB-417

- Converts AM Auto Radio to CB Monitor
- For Traffic & Road Condition Reports



8-TRACK TAPE 40-MINUTE BLANK

Reg. ~~79¢~~

49¢

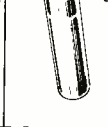


- Designed for Music Reproduction
- Erased Never Used

BATTERY NI-CAD RECHARGEABLE "AA" PEN-LITE CELL

\$1

- 1.2 Volt
- Made By 3 Famous Manufacturers



CASSETTES

Pkg. of 3 TA-879

REG. ~~1.49~~ **79¢**



- 60-Minute Blank

NICKEL CADMIUM BATTERY PACKS

- Standard Penlight Size
- Rechargeable Over & Over
- 2-"AA" Batt. Pack. 2.4 Volts BA-359 Ea. 2.00
- 3-"AA" Batt. Pack. 3.6 Volts BA-327 Ea. 3.00
- 4-"AA" Batt. Pack. 4.8 Volts BA-361 Ea. 4.00



Olson® electronics
260 S. FORGE ST.
DEPT. L-6 AKRON, OHIO 44327

NAME _____
ADDRESS _____
CITY _____ STATE _____ ZIP _____

QTY	STK #	DESCRIPTION	PRICE EA	TOTAL

RADIO-ELECTRONICS

PO BOX 41778
Sacramento, Ca.
95841 916 334 2161

BABYLON ELECTRONICS

4811 MYRTLE AVE

BankAmericard

CIRCLE 43 ON FREE INFORMATION CARD

CIRCLE 69 ON FREE INFORMATION CARD

J.B. Saunders Co.

3050 VALMONT ROAD
BOULDER, COLORADO 80301
Ph: (303) 442-1212

Terms:

- All prices subject to change without notice.
- All merchandise subject to prior sale.
- Minimum order \$5.00.
- Please add \$1.00 postage and handling.
- Colorado residents add 3% state sales tax.
- No COD's please.
- Foreign Orders send U.S. Funds ONLY.

GIANT CATALOG

The best bargain on this page!!! —Our brand new 1977 giant catalog packed with dozens and dozens of super buys on electronic components. Contains such unique components as: Pneumatic switches, electric motors, Caps, wire, resistors, diodes, switches, LED's, transformers, transistors, and much, much more. Perhaps we have just the item you've been looking for!!! —Only 25 cents (no minimum order required), or get it FREE with any regular order of \$5.00 or more!!!!



REED RELAY



High quality, ultra-sensitive 5VDC SPDT reed relay. Use in a variety of applications where transistors or SCR's are not quite suitable. May be driven directly from TTL. RRY-510 \$1.50

DIGITAL READOUTS

3" orange and yellow readouts by Monsanto. Factory prime. Common anode.

Yellow (DRY-730) \$1.38
Orange (DRO-730) \$1.38




FAN MOTOR



117VAC fan motor for use in cooling insides of test equipment, operating models, cooling yourself off, etc. A fantastic buy at this price!

MOT-115 \$2.95

LOGI-CASE



Universal instrument enclosure with a wide variety of applications. Unique inter or plexi-glass rack assembly will hold up to 6-1/2" by 4" PC boards. Great for packing a lot of components into a very small space. Adds a very professional touch to any project. Made from 1/8" thick anodized, extruded aluminum. So tough that you can run over it without damaging it!!!! The Logi-Case comes with a reversible front filter allowing you to choose between transparent red or smoke grey. Now available in two popular sizes:

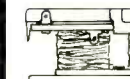
Small: 4 1/2 x 3 3/4 x 1 3/4.
Large: 6L x 4 1/2 x 2H.

SMALL (LCS-100) \$7.95
LARGE (LCS-200) \$9.95

4N27 OPTO ISOLATOR

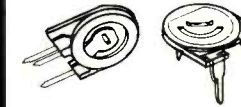
NPN phototransistor & PN infrared light emitting diode. 1500 volt isolation. 3ma coil output current. Excellent frequency response to 300 khz. Brand new Motorola 6 pin DIP with full specs & data. POI-427 \$1.00 10 for \$9

12V RELAY



Brand new 12VDC relay by Cornell Dubilier. Has N.O. and N.C. contacts. Measures approx. 1 x 1 1/2". CRY-012 \$1.50

P.C. TRIMMER POTS



TYPE	PART NO.	PRICE
470 ohm, vertical	PCV-471	25
1K ohm, vertical	PCV-102	20
2.5K ohm, vertical	PCV-252	20
5K ohm, vertical	PCV-502	20
10K ohm, vertical	PCV-103	25
22K ohm, horizontal	PCV-223	25
50K ohm, vertical	PCV-503	20
470K ohm, horizontal	PCV-473	25

PANEL LAMP



110VAC panel lamp. Neon lamp inside with white plastic outer lens assembly. Includes dropping resistor & mrg clip. NEL-110 \$2.95

RO170 DIODE

The famous Motorola HEP170 universal replacement diode. Rated 1000 PIV @ 2.5 Amps. HEP-170 20 cents ea. 100 for only \$14.50

STROBE TUBE

Experimenter's delight! New neon strobe tube & trigger transformer. Tube op. from 150-300V. FFT-100 \$1.75

ALARM SWITCH

Includes magnet and magnetic reed switch. Design your own alarm system and save \$\$\$.

BAS-100 \$1.95

TRANSFORMER

Mini transformers for clocks, etc. Outputs 8V @ 500ma or 12V @ 190ma. With specs. CMX-812 \$1.50

HEAT SHRINK

Much easier to use than electrical tape. Slip over solder joint & heat. Tube will shrink to form tight seal. 12-6" pieces, assorted sizes. HST-120 \$1.45

1-3pf TRIM CAP

Mini trim cap. Great for crystal circuits, hand probes, etc. Measures 3/16" diameter. PCT-130 \$95

V.O.X.

Solid state Voice Operated switch. Complete w/ all parts and completely assembled. SCR output. W/ schematic. VOX-900. \$1.50

100K MINI-POT

New by IRC. PC mount trimpot. 1/4" H by 1/2" diameter. PCT-104 \$50

1uf, 6000V CAP

New by Sprague. Great for experimenting w/ high voltage. AXC-160 70

2N3055

The king of audio power transistors now at an unbelievable price!!! Brand new. BNC-055 50

TOGGLE SWITCH

Heavy duty, SPST high quality. Rated 15A @ 125 VDC. TSW-111 \$95

POWER RELAY

Potter & Brumfield 120V. SPDT. 25 Amp. CRY-012 \$4.00

SNAP SWITCH

Mini SPDT snap switch by Cherry. Rated 5 amps, 125-250 VAC. MSW-523. 65

RIBBON CABLE

Cond. Part No. 1' 10'

6 RIB-006	25	2.00
12 RIB-012	45	3.95
24 RIB-024	85	7.95

WIRED SWITCH

Strange, but useful reverse-action snap switch w/ lever. NC & NO connection. LSW-100 75

WIRE SPECIAL

22 ga. magnet wire. Unique solder-thru insulation. Buy by the pound and save! (Approx. 500 feet). LBW-220 \$3.95

RUBBER FEET

Molded, adhesive back rubber feet in peel off sheets from 3M. Round: (RRF-120) 12 for 75¢
Square: (SRF-120) 12 for 55¢

POT w/ SWITCH

New by Allen-Bradley. 100K mini 1/8" shaft, 1/2" mount. with SPST switch. QVR-104 \$65

MICRO SWITCH

Miniature SPDT momentary contact pushbutton. Rated 5 amps @ 125VAC. MSP-111 \$95

TTL DATA BOOK

The newest edition of the TTL data book for design engineers. Detailed specs on over 900 TTL devices including standard and high-technology Schottky Clamped TTL. Pin assignment drawings of all TTL types. The most complete book ever written on TTL. —By Texas Instruments.

TDB 254 \$4.95

VACUUM SWITCH

SPST pneumatic switch. Enclosed diaphragm activates with vacuum or pressure. Extremely sensitive. Brand new. VPS-195 \$1.95

TRIMMER BOARDS

Made for test probes, these boards contain 2-530 pf trimmer capacitors, 1-500 ohm and 1 1K ohm miniature trimmer pots. PAT-018 \$90

5 MEG H.V. POTS

High voltage pots w/ insulated shaft for protection against high voltage. Small (OVR-505) \$1.45
1/8" shaft
Large (TVR-505) \$1.75
1/4" shaft

1.5V DC MOTOR

Great for toys, experimenting, etc. 6" leads, 1/16" shaft. MOT-015 50¢
10 for only \$4.00

MINI-SWITCH

Brand new by C & K. Very high quality SPDT toggle, rated 5Amps @ 125 VAC. On-Off-On type. MST-111 \$1.10

P.C. TRANSFORMER

Super high quality. Input 117VAC, outputs: 5.5V @ 200ma -10.5V @ 250ma or 12V @ 300 ma. With specifications. PCX-120 \$150

PHOTOFLASH CAP

Brand new Rubycon. 600 uf at 360 volt. Use with our flash tube & trigger transformer to make a very high quality strobe light!!! PFC-360 \$1.95

NUMERIC BEZEL

Black molded bezel for digital displays. Snaps into square hole. 2 1/4" long by 7/8" high. Adds a professional touch!!! NBZ-001 \$75

COMPUTER CAPS

Quality computer grade caps. 12000mf @ 25VDC CGC-122 3.95
5900mf @ 60VDC CGC-596 2.50
5000mf @ 30VDC CGC-503 1.95
2700mf @ 25VDC CGC-272 1.75

MOD-POT

High quality dual concentric pot. 1/8 and 1/4 inch shafts. New by Allen-Bradley. Measures 5/8" diam. Front pot is 25K linear. rear pot is 10K log. MVR-255 \$1.75

CLOCK CHIP

Most popular clock chip on the market. National MMS314. 12/24 hour, 50 or 60 hz, 6 digit. MME-314 \$4.95

JUMBO LED

Jumbo red LED for experimenters. Factory prime units. 200" diameter. LED-188 5 for \$1.

SLIDE SWITCH

Standard DPDT Long shaft for deep panel mounting. 3A @ 125VDC. SSW-221 \$25

POT NUTS

Standard size pot hex nuts. 2 sizes: 3/8" PTN-380
1/4" PTN-140
your choice, 25 for \$1.00

FELT FEET

3/8" diameter. Comes in peel-off strips of 15 felt feet per strip. FFT-015 \$25/strip

0.01uf DISC

.01 uf disc ceramic capacitor. We have thousands!!! Buy while they last. DCP-010 \$5

10K POT

Brand new C&K standard. 1/4" shaft standard pot. TVR-103 \$90

10K POT

New Allen Bradley mini 1/8" shaft, 1/2" mounting dia. OVR-103 \$65

DIXIE BELL

Enclosed, aluminum signal bell. 6-8VAC or 3-6V DV. New units. DBL-720 \$2.00

.02uf DISC

.02 uf disc ceramic capacitor. We have thousands!!! Buy while they last. DCP-020 \$5

12AU7 TUBE

We somehow managed to get ahold of hundreds of these. Very popular number for replacement in radios, TV's, etc. New and unused. ADP-127 \$50

STAND-OFF

Insulated stand off terminal, 1/4" dia., 5/8" long. With 1/4" mounting screw. SOT-210 10/\$1.49

CONNECTOR

Female UHF to BNC male connector. Plated, new. ADP-239 \$1.95

COMPONENT CARRIER

Molded plastic with hole drilled in center. 7/16" I.D. CLP-050 \$5/25

1/50V CAP

TRW dipped mylar capacitor. 1 uf at 50 VDC. DCP-150 \$15

ROCKER SW.

PC mount. 2 pole 3 position. Used, but in very good condition. RSW-231 \$25

BARRIER BLOC

Black molded bakelite barrier block, 5 position. BTS-250 \$25

5uf, 150V

5 uf, 150VDC cap. Great for audio crossover networks. Non-polarized. NPC-515 \$60

5200uf CAP

New by STM. 5200 uf at 25 VDC, PC leads. PCL-522 \$75

1800uf of CAP

1800 uf at 40VDC. Brand new. PCL-184 \$55

8200uf of CAP

8200 uf at 15 VDC. Brand new by Motorola. AXC-821 \$75

TERMINAL

Single solder terminal strip. Bakelite mount. STS-010 4 for \$25

.01uf MINI CAP

Ultra-miniature .01 uf ceramic chip capacitor, axial lead. Appx. 1/2" long. High quality. DCP-015 \$15

47pf MINI CAP

Ultra-miniature ceramic capacitor for crystal circuits, etc. UMC-047 \$10

TYPE MKM

Extremely stable metallized polycarbonate. .01 uf at 150 VDC. 4" lead spacing. MKM-010 \$20

760 HC COMPARATOR

New Fairchild type 760HC single voltage comparator. TTL compatible. 8 lead TO-5 case. CMP-760 \$50

60 AMP

Power terminator strip. Sells new for over \$11.00. Mfg. by Curtis PTS-060 \$4.00

CIRCLE 8 ON FREE INFORMATION CARD

computer depot inc.®

(Credit Cards Accepted)

3515 W. 70th Street, Minneapolis, MN 55435
(612) 927-5601

- Pana Vise Model #300 with 366 Jaws \$21.95
- B&K #1471 30 MHZ Scope Dual Trace \$765.00
List \$865.00
- E-R-L Digi-Designer Kit—Design Your Own Circuits . . . \$77.75
- 2708 Eproms Prime Full Spec From Ti & Fairchild \$16.95
- B&K Model #1827 Frequency Counter \$99.95
List \$120.00
- Albrechts Basic Guide to the Basic Computer Language \$4.95
- B&K Model #530 Semiconductor Tester \$275.00
List \$295.00
- OK Machine & Tool Wire Dispenser \$3.45 each
(Blue, Yellow, White, or Red)
- AP Products 16 Pin IC Test Clip \$4.75
- Motorola DII 6800 Evaluation Kit \$235.00
- Osborn Vol. I Introduction to Microcomputers . . . \$7.50
- B&K Model #1077B Television Analyst \$450.00
List \$530.00
- Free TTL Catalog & More

Remember — We Pay All Shipping Charges

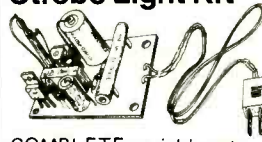
Name _____

Address _____

Part No. _____ Qty. _____ Amt. Enclosed _____

CIRCLE 32 ON FREE INFORMATION CARD

Strobe Light Kit

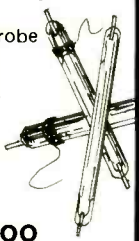


COMPLETE variable-rate strobe light kit. Contains all parts, including line cord, PC board and instructions. Operates on 117 VAC.

\$7.50 each 3 for 19.95

Strobe Tube Special

BRAND NEW factory prime strobe tubes. Never before available at such a low price. Assortment of 5 strobe tubes, with schematics for building several strobe projects.



5 for only \$2.00

LASCR

Light activated SCR. 200PRV at .3 amps. Extremely sensitive.

4 for \$1.00

Solar Cell

Brand new silicon solar cell. Output is 5 ma @ 1/2 volt. 6 inch leads.

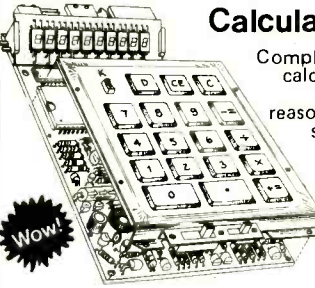
3 for \$1.00

Green Neon

Same as NE2 but glows GREEN. Operates on 120V.

6 for \$1.00

Calculator Unit Special !!



Complete 4 function plus K switch calculator unit less case and batteries. Rejected for various reasons: scratched keyboard, missing segment on readout, etc. Just the parts alone make it a terrific bargain. (Sorry, no choice of defect).

only \$1.75

10 units for only \$15.00



P.O. BOX 27038, DENVER, CO. 80227 Ph: (303) 973-1052

Send for our FREE GIANT CATALOG of unique items !!!!

CIRCLE 29 ON FREE INFORMATION CARD

MINI-KITS

FM WIRELESS MIKE KIT
FM-1 \$2.95

Transmits up to 300 to any FM radio. Sensitive mike input requires dynamic crystal or ceramic mike. Runs on 3 to 9 volts.

LED BLINKY KIT
A great attention getter which alternates flashes 2 jumbo LEDs. Use for name badges, buttons or warning panel lights.
Complete Kit, BL-1 \$2.95

LEAD Blinky Kit
A great attention getter which alternates flashes 2 jumbo LEDs. Use for name badges, buttons or warning panel lights.
Complete Kit, BL-1 \$2.95

SUPER-SNOOP AMPLIFIER
A super-sensitive amplifier which will pick up a pin drop at 15 feet! Great for monitoring baby's room or as a general purpose wall amplifier. Full 2 watts of output, runs on 6 to 12 volts, uses any type of mike. Requires 6-8 ohm speaker.
Complete Kit, BN-9 \$4.95

MUSIC LIGHTS KIT
See music come alive! 3 different lights flicker with music or voice. One light for lows, one for the mid-range and one for the highs. Each channel individually adjustable, and drives up to 300 watts. Great for parties, band music, etc. clubs and more.
Complete Kit, ML-1 \$7.95

SIREN KIT
Produces upward and downward wail characteristic of police siren. 200mw audio output, runs on 3-9 volts. Uses 6-8 ohm speaker.
Complete Kit, SM-3 \$2.95

CODE OSCILLATOR KIT
Powerful 1 watt audio oscillator of approx. 1 kHz, good for many uses. Great for warning alarm, battery checker, voltage indicator and code oscillator.
Complete Kit, CPO-1 \$2.50

POWER SUPPLY KIT
Complete triple regulated power supply provides variable 0-15 volts at 200ma and 0-3 volts at 1 amp. 50mw load regulation, good filtering and small size. Kit less transformers requires 6-8v ac 1 amp and 18 to 20V AC.
Complete Kit, PS-3LT \$6.95

DECADE COUNTER PARTS KIT
Includes: 7490A 33 MHz counter, 7475 latch, 7447 LED driver, LED readout, current limit resistors, hook up details and instructions on how to build an easy-to-use cost free counter.
Kit of Parts, DCU-1 \$3.50

Frequency Counter \$79.95 KIT

You've requested it, and now it's here! The CT-50 Frequency Counter Kit has more features than counters selling for twice the price. Measuring frequency is now as easy as pushing a button, the CT-50 will automatically place the decimal point in all modes, giving you quick, reliable readings. Want to use the CT-50 mobile? No problem, it runs equally as well on 12 VDC as it does on 110 VAC. Want super accuracy? The CT-50 uses the popular TV color burst freq. of 3.579545 MHz for time base. Tap off a color TV with our adapter and get ultra accuracy — .001 ppm! The CT-50 offers professional quality at the unheard of price of \$79.95. Order yours today!

CT-50, 60MHz Counter Kit \$79.95
CT-50WT, 60 MHz counter, wired and tested \$159.95
CT-600, 600 MHz prescaler option for CT-50, add . . \$29.95

VIDEO TERMINAL KIT \$149.95

A compact 5 x 10-inch PC card that requires only an ASCII keyboard and a TV set to become a complete interactive terminal for connection to your microprocessor asynchronous interface. Its many features are single 5-volt supply, crystal controlled sync and baud rates (up to 9600 baud), 2 pages of 32 characters by 16 lines, read to and from memory, computer and keyboard-operated cursor and page control, parity error display and control, power-on initialization, full 64-character ASCII display, block type see-thru cursor. Keyboard/computer control backspaces, forward spaces, line feeds, rev. line feeds, home, returns cursor. Also clears page, clears to end of line, selects page 1 or 2, reads from or to memory. The card requires 5 volts at approx. 900 ma and outputs standard 75 ohm composite video.

TH3216 Kit \$149.95
TH3216, Assembled and Tested \$239.95
VD-1, Video to RF Modulator Kit \$ 6.95

600 MHz Prescaler
Fully assembled and tested. Extend the range of your counter to 10 times higher in frequency. Works with any counter. High sensitivity input with built-in on-chip pre-amp.
PS-1B—10 \$59.95



UTILIZES NEW MOS-LSI CIRCUITRY SPECIFICATIONS

Sensitivity: less than 25mV
Frequency range: 5Hz to 60MHz, typically 65MHz
Gate time: 1 second, 1/10 second, with automatic decimal point positioning on both direct and prescale
Display: 8 digit red LED .4" height
Accuracy: 10 ppm, .001 ppm with TV time base!
Input: BNC, 1 meg ohm direct, 50 ohm with prescale option
Power: 110 VAC 5 watts or 12 VDC @ 1 Amp
Size: Approx. 6" x 4" x 2", high quality aluminum case
Color burst adapter for .001 ppm accuracy available in 6 weeks. CB-1, Kit \$14.95



SIX DIGIT 12/24 HR CLOCK KIT

Want a clock that looks good enough for your living room? Forget the competitor's kludges and try one of ours! Features: jumbo .4" digits, Polaroid lens filter, extruded aluminum case available in 5 colors, quality PC boards and super instructions. All parts are included, no extras to buy. Fully guaranteed. One to two hour assembly time. Colors: silver, gold, black, blue and bronze (specify).

Clock Kit, DC-5 \$22.95
Alarm Clock, DC-8, 12 hr. only \$24.95
DC-5 with 10 min. ID timer \$25.95
Mobile Version, DC-7 \$25.95
Assembled and tested clocks available, add \$10.00 to kit price.

CAR CLOCK KIT \$27.95

12/24-Hour, 12-Volt, AC or DC
• High Accuracy (1 minute-month)
• 6 jumbo .4" LED readouts
• Easy, no-polarity hookup
• Display blanks with ignition
• Case mounting bracket included
• Super instructions
Complete Kit, DC-11 \$27.95

LINEAR	REGS	TRANSISTORS
555 .50	309K .99	NPN 2N3904 type 10/\$1.00
556 .75	340K-12 .99	PNP 2N3906 type 10/\$1.00
566 1.49	7805 .99	NPN Power Tab 40W 3/\$1.00
567 1.49	7812 .99	PNP Power Tab 40W 3/\$1.00
324 1.49	7815 .99	FET MPF-102 type 3/\$2.00
1458 .49	78MG 1.50	UJT 2N2646 type 3/\$2.00
380 1.49	723 .49	2N3055 NPN Power 75

ramsey electronics

BOX 4072A ROCHESTER, NY 14610 (716) 271-6487

POLY PAKS® IS THE WORLD'S LARGEST ELECTRONIC SUPERMARKET DISCOUNT

DEC. 1977 - RADIO ELECT. SPECIALS

CONDENSER MIKE "TIE-PIN" TYPE

It's a little giant in sound quality. Metal encased with built-in FET circuit, omnidirectional, freq. resp. 20-12,000Hz. Less the pin or label clip. 600 ohm impedance. 1.5VDC. **7/16" x 7/8" long No. 12R3178 4.95**

SANTA'S BARGAINS

"GEL-SEL" POWER PAK AM-FM-MPX TUNER AMP

Rechargeable! Perfect for back-up power for computers, alarms, and more. Sealed, spill-proof, 100% proof. Better than Ni-CADS, recharges to 100% capacity. Compact, leak in series or parallel. Lead or lead/antimony lead (sorry, no chrome). **Wt. 16 ozs. \$4.95**
No. 12R4088

4D Matrix for 2 & 4 speaker systems • Wall/Console • Contemporary design black and chrome front panel

The Philharmonic

Specifications: AMP: Pwr. out 5W x 2 RMS, both channels into 8 ohms, 40-20,000 Hz. THD 0.9%. Freq. resp. 15-20,000 ± 2db. S/N ratio 55db. FM: Sens. 2.7 μV for 10db S/N. Requires 11.5VAC 60 Hz. Size: 8 1/2" x 13 1/2" x 3 1/2". Wt. 7 lbs.

Solid state circuitry. 4D MATRIX simulates circuit troubles in AF, RF, and IF circuits. Easy to use, compact and lightweight. Only 2 1/2" x 2 1/2" x 5". Built-in speaker and gain control, with test leads. Requires 9V battery. **16 ozs. \$12.95**
No. 12R3934

In 5-12-15 volts!
1-AMP REGULATED POWER SUPPLY

New! Easy to assemble! Uses LM310K positive voltage regulator. Reverser leads for a negative supply. Buy 2 for a ± power supply! With transformer, regulator, PC board, all components. Complete kit, nothing else to buy. Wt. 4 lbs.

Your choice
\$8.88

Cat. No. Volts 2 for
12R3854 12 15.95
12R3857 15
12R3858 15

Build your own marker generator at 100, 200, 300 KHz etc. Calibrate receivers, test equipment and more. Accuracy: 0.001% size 1 1/2 x 3/2". With instructions for building, marker generator. 100 KHz after trimming. Wt. 1 oz.
Order by Cat. \$2.95
No. 12R3896
104.000 KHz 1.05
104.092 KHz 114.000 KHz

LAB-N-HOBBY TEST EQUIPMENT FACTORY OVERSTOCK

TRANSISTOR CHECKER

Tests NPN, PNP, Powers and unknown semi's. Simple to use, both in-or-out of circuit. Automatically identifies polarity. Tests leakage, matches similar transistors. Use with ON to test noise, dynamic leakage and more. Built-in quick test socket. Requires 1 1/2" D' cell. With instructions. 2 1/2" x 2 x 5". Wt. 16 ozs.
Cat. No. \$14.95
12R3933

SIGNAL TRACER

It's like having a third hand. Simplifies locating circuit troubles in AF, RF, and IF circuits. Easy to use, compact and lightweight. Only 2 1/2" x 2 1/2" x 5". Built-in speaker and gain control, with test leads. Requires 9V battery. **16 ozs. \$12.95**
No. 12R3934

POLY PAKS "CHIPS" AWAY IC PRICES!

Order Cat. No. 12R4048 and Type No.

TYPE	STOPWATCH	\$14.95
ICM7205	5ix TV Games	9.95
AY3-8500-1	4 1/2 Digit DVM	4.95
MMS530	Volt Counter	4.95
8038C	Encoder ROM BCD	6.95
KR2376	350 MHz Prescaler	8.88
95H90DC	Touch Tone Encoder	9.95
MC14410	100 Gen. (100 equal)	10.00
MK2002P	Frequency Counter, pair	29.95
7207A/7208	3 1/2 Digit DPM	12.50
ICM7107	Alarm Clock	2.95
MMS5316	Microprocessor	14.95
8080A	Erasable PROM	4.95
1702A	8K EPROM	22.88
2708	1K RAM	1.39
2102-1		

STEREO TO QUAD ADAPTOR

Derives quad sound from 2 stereo. Works with all modern eqs. all makes, hooks up in seconds. Gives the feel of a "live" performance. No power necessary. Inputs 2 RCA plugs, outputs 4 RCA plugs. Size: 4 1/4 x 2 1/2 x 2 1/2". Wt. 14 ozs.
WESTINGHOUSE \$2.95
Cat. No. 12R3910

RCA "POCKET" VOM

1000 ohms per volt
Model VV-539A. Features 1% precision, movements diode circuit, 18 range. 0-15-150-1000; AC volts 0-15-150-1000; DC current 0-10-100mA; resistance X1000 Sensitivity 1000 ohms/volt AC-DC. Uses penlite cell, not included. Size 2 1/2" x 3 1/2" x 1 1/2". Wt. 1.39 ozs.
Cat. No. 12R2921

SPECTROL "SKINNY-TRIMS"

3 AMPS \$16.88
4 AMPS \$19.95

Ideal for CB's, Ham rigs, tape decks & more! Modern cabinet & 1 1/2" x 2 1/2" x 5 1/2" VAC 60 Hz. Wt. 5 lbs. Cat. No. 12R3452

Completely wired • 12 VDC @ 3 Amps output • Regulated, continuous duty

BARREL KITS

TEST 'EM YOURSELF - N' SAVE!
EXCLUSIVE
GUARANTEED 50% YIELD ON UNTESTED.....

Buy 10 BARREL KITS AND CHOOSE THE 11TH KIT FREE

BARREL KIT #203

CALCULATOR KEYBOARDS
10 for \$1.98

It's true! 20-key, 4 function keyboard at ridiculous give-away. Wt. 12 ozs. Cat. No. 12R3524

BARREL KIT #253

LINE CORDS
8 for \$1.98

100's of AC power uses! Heavy-duty, 4-ft. long, 18 gauge. White vinyl insulation & molded plug. Wt. 8 ozs. Cat. No. 12R3843

BARREL KIT #244

HOBBY 1702A ROMS
3 for \$1.98

7 hobby fallouts of the famous erasable program-matic ROM 2018 bit. Cat. No. 12R3272

BRIDGES! KIT #270

PRE-CUT/TINNED HOOKUP WIRE
20 for \$1.98

200 lengths* \$1.98 Breadboards note. 222 wire, pre-cut into 4" to 8" lengths. Ass't. color plastic jackets. Wt. 12 ozs. *200 ft. approx. No. 12R3959

BARREL KIT #225

SOUND TRIGGERS
3 for \$1.98

"Hand clap" sensitizes crystal mike amplifier, triggers SCR. Use for alarms, etc! Wt. 6 ozs. No. 12R3625

BARREL KIT #221

IC SOCKETS
8 for \$1.98

hobby Mfr unloads! Four 14-pin, four 18-pin. Solder tail, lo-profile. No. 12R3621

BARREL KIT #201

6V INDICATORS w/leads
15 for \$1.98

Top name manufacturer dumps inventory! Worth 69¢ ea. Like grain-o-wheat. Wt. 9 ozs. No. 12R3528

BARREL KIT #239

SHIELDED CABLE
40-ft. \$1.98

For mikes, stereos, 1-cond. shield, 22 ga. vinyl jacket. Wt. 1 lb. Cat. No. 12R3577

BARREL KIT #184

1/2-WATT METAL FILM RESISTORS
150 for \$1.98

100% metal film resistors. Long leads. 12R3413

BARREL KIT #182

JUMBO RED LEADS
15 for \$1.98

100% material, user cancellation. 10 mils. Factory made. 100's of projects, red leads. Cat. No. 12R3369

BARREL KIT #163

MINI TRIM POTS
30 for \$1.98

Asst. values 100 to 1 meg. What a buy. Single turn. 1/4 W. Wt. 6 oz. 12R3345

BARREL KIT #128

MINI-DIP IC'S
100 for \$1.98

741's, LM380, 703, 567, 555, who knows? Factory mixed, you test. Untested and hobby. Wt. 1 lb. Cat. No. 12R3245

BARREL KIT #126

UPRIGHT ELECTROS
40 for \$1.98

Inf to 300mf in mixture of voltages. 100% marked. No. 12R3225

BARREL KIT #115

MOLEX SOCKETS
150 for \$1.98

Wide asst. of terminal strip connectors, from 1 contact up. Strip manufacturers barrel dump is your gain. Wt. 1 lb. Cat. No. 12R3132

BARREL KIT #104

SLIDE VOLUME CONTROLS
10 for \$1.98

Cat. No. 12R3057

BARREL KIT #99

PHOTO ELECTRIC CELLS
10 for \$1.98

Asst. GE types, CDS types. Mixed by factory. Big job for us separate. 100% good. Cat. No. 12R3054

BARREL KIT #87

NAT. IC BONANZA
100 for \$1.98

Hobby and untested, factory mixed in barrels. Linears, 7400's, ROMS, DTL's, registers, clock and calculator chips and more. Wt. 12 ozs. Cat. No. 12R2860

BARREL KIT #83

LM-340T VOLTAGE REGULATORS
15 for \$1.98

Factory rejects, hobby. Includes 5, 6, 12, 15, 18 or 24 volts. TO-220 power tab. Wt. 1 1/2 ozs. Cat. No. 12R2859

BARREL KIT #71

CAPACITOR SPECIAL
100 pcs. \$1.98

micas, molded, plastics, ceramics, discs, etc. Nifty! 100% good. Cat. No. 12R7378

BARREL KIT #68

2 WATERS
100 for \$1.98

100% good. Suppliers throw 'em in the barrel. It's a 100% gold mine! All marked. Cat. No. 12R2738

BARREL KIT #39

HOBBY NPN POWER TRANSISTORS
15 for \$1.98

Factory fallouts and "off spec" TO-3 powers, 100% hobby, no opens, no shorts. Wt. 1 lb. Cat. No. 12R2617

BARREL KIT #31

METALLIC RESISTORS
100 for \$1.98

Mostly 1% tolerance. Mostly 1/2 watters, 1% to 5% tol. 1 lb. barrel of values. Cat. No. 12R2609

BARREL KIT #27

PREFORMED DISCS
150 for \$1.98

Hi-Fi mfr's shelf inventory but he dumped 'em in barrels. Preformed, for PC use. Mixed values too! 12R2605

BARREL KIT #20

LONG LEAD DISCS
100 for \$1.98

marked only. Long leads. Cat. No. 12R2598 100% good

BARREL KIT #14

PRECISION RESISTORS
200 for \$1.98

Marked and unmarked 1/4, 1/2, 2 watts. No. 12R2428

BARREL KIT #3

SWITCHING DIODES
100 for \$1.98

Imagine famous switching diodes at these prices! Cat. No. 12R2418. Untested.

BARREL KIT #1

SN7400 DIP IC'S
75 for \$1.98

Marked 14 and 16 pin dips, may include gates, flip-flops, registers, counters, who knows? Untested, hobby. Wt. 14 ozs. 12R2415

©Poly Paks Inc. Wakefield, Mass., U.S.A. 1977

TERMS: Add postage. Rated: net 30. Phone: Wakefield, Mass. (617) 245-3829. Retail: 16-18 Del Carmine St., Wakefield. **POLY PAKS** P.O. BOX 942R LYNNFIELD, MA. 01940. MINIMUM ORDER — \$6.00

7400N TTL

SN7400N	16	SN7472N	39	SN74160N	1.25
SN7401N	18	SN7473N	39	SN74161N	99
SN7402N	20	SN7474N	35	SN74162N	1.95
SN7403N	20	SN7475N	30	SN74163N	99
SN7404N	20	SN7476N	30	SN74164N	99
SN7405N	20	SN7479N	5.00	SN74165N	99
SN7406N	35	SN7480N	50	SN74166N	1.25
SN7407N	35	SN7481N	2.49	SN74167N	3.25
SN7408N	20	SN7482N	99	SN74168N	3.00
SN7409N	25	SN7483N	70	SN74169N	1.10
SN7410N	20	SN7484N	89	SN74170N	6.00
SN7411N	30	SN7485N	89	SN74171N	1.25
SN7412N	30	SN7486N	39	SN74172N	6.00
SN7413N	69	SN7487N	3.50	SN74173N	1.50
SN7414N	70	SN7488N	2.49	SN74174N	1.25
SN7415N	35	SN7489N	2.49	SN74175N	99
SN7417N	35	SN7490N	49	SN74176N	79
SN7420N	20	SN7491N	75	SN74177N	79
SN7421N	39	SN7492N	49	SN74178N	2.49
SN7422N	49	SN7493N	49	SN74179N	2.49
SN7423N	37	SN7494N	79	SN74180N	1.10
SN7424N	37	SN7495N	79	SN74181N	2.49
SN7425N	39	SN7496N	79	SN74182N	1.95
SN7426N	39	SN7497N	79	SN74183N	1.95
SN7427N	37	SN7498N	3.50	SN74184N	1.95
SN7428N	42	SN7499N	1.25	SN74185N	1.95
SN7429N	42	SN7500N	29	SN74186N	99
SN7430N	25	SN7501N	29	SN74187N	5.00
SN7431N	35	SN7502N	39	SN74188N	99
SN7432N	35	SN7503N	39	SN74189N	1.75
SN7433N	25	SN7504N	39	SN74190N	3.75
SN7434N	25	SN7505N	39	SN74191N	1.25
SN7435N	25	SN7506N	39	SN74192N	1.25
SN7436N	25	SN7507N	39	SN74193N	1.25
SN7437N	25	SN7508N	39	SN74194N	1.25
SN7438N	25	SN7509N	39	SN74195N	1.25
SN7439N	25	SN7510N	39	SN74196N	1.00
SN7440N	21	SN7511N	1.25	SN74197N	1.75
SN7441N	89	SN7512N	1.25	SN74198N	1.00
SN7442N	89	SN7513N	1.25	SN74199N	1.75
SN7443N	75	SN7514N	2.95	SN74200N	5.59
SN7444N	75	SN7515N	3.00	SN74201N	1.79
SN7445N	75	SN7516N	1.15	SN74202N	89
SN7446N	89	SN7517N	2.35	SN74203N	2.25
SN7447N	89	SN7518N	2.25	SN74204N	6.00
SN7448N	89	SN7519N	2.25	SN74205N	6.00
SN7449N	89	SN7520N	1.00	SN74206N	6.00
SN7450N	25	SN7521N	1.25	SN74207N	6.00
SN7451N	25	SN7522N	1.25	SN74208N	6.00
SN7452N	25	SN7523N	1.25	SN74209N	6.00
SN7453N	25	SN7524N	1.25	SN74210N	6.00
SN7454N	25	SN7525N	1.25	SN74211N	6.00
SN7455N	25	SN7526N	1.25	SN74212N	6.00
SN7456N	25	SN7527N	1.25	SN74213N	6.00
SN7457N	25	SN7528N	1.25	SN74214N	6.00
SN7458N	25	SN7529N	1.25	SN74215N	6.00
SN7459N	25	SN7530N	1.25	SN74216N	6.00
SN7460N	25	SN7531N	1.25	SN74217N	6.00
SN7461N	25	SN7532N	1.25	SN74218N	6.00
SN7462N	25	SN7533N	1.25	SN74219N	6.00
SN7463N	25	SN7534N	1.25	SN74220N	6.00
SN7464N	25	SN7535N	1.25	SN74221N	6.00
SN7465N	25	SN7536N	1.25	SN74222N	6.00
SN7466N	25	SN7537N	1.25	SN74223N	6.00
SN7467N	25	SN7538N	1.25	SN74224N	6.00
SN7468N	25	SN7539N	1.25	SN74225N	6.00
SN7469N	25	SN7540N	1.25	SN74226N	6.00
SN7470N	25	SN7541N	1.25	SN74227N	6.00
SN7471N	25	SN7542N	1.25	SN74228N	6.00
SN7472N	25	SN7543N	1.25	SN74229N	6.00
SN7473N	25	SN7544N	1.25	SN74230N	6.00
SN7474N	25	SN7545N	1.25	SN74231N	6.00
SN7475N	25	SN7546N	1.25	SN74232N	6.00
SN7476N	25	SN7547N	1.25	SN74233N	6.00
SN7477N	25	SN7548N	1.25	SN74234N	6.00
SN7478N	25	SN7549N	1.25	SN74235N	6.00
SN7479N	25	SN7550N	1.25	SN74236N	6.00
SN7480N	25	SN7551N	1.25	SN74237N	6.00
SN7481N	25	SN7552N	1.25	SN74238N	6.00
SN7482N	25	SN7553N	1.25	SN74239N	6.00
SN7483N	25	SN7554N	1.25	SN74240N	6.00
SN7484N	25	SN7555N	1.25	SN74241N	6.00
SN7485N	25	SN7556N	1.25	SN74242N	6.00
SN7486N	25	SN7557N	1.25	SN74243N	6.00
SN7487N	25	SN7558N	1.25	SN74244N	6.00
SN7488N	25	SN7559N	1.25	SN74245N	6.00
SN7489N	25	SN7560N	1.25	SN74246N	6.00
SN7490N	25	SN7561N	1.25	SN74247N	6.00
SN7491N	25	SN7562N	1.25	SN74248N	6.00
SN7492N	25	SN7563N	1.25	SN74249N	6.00
SN7493N	25	SN7564N	1.25	SN74250N	6.00
SN7494N	25	SN7565N	1.25	SN74251N	6.00
SN7495N	25	SN7566N	1.25	SN74252N	6.00
SN7496N	25	SN7567N	1.25	SN74253N	6.00
SN7497N	25	SN7568N	1.25	SN74254N	6.00
SN7498N	25	SN7569N	1.25	SN74255N	6.00
SN7499N	25	SN7570N	1.25	SN74256N	6.00
SN7500N	25	SN7571N	1.25	SN74257N	6.00

20% Discount for 100 Combined 7400's

CMOS

CD4000	23	CD4044	89	MC14562	14.50
CD4001	23	CD4045	1.79	CD4565	75
CD4002	23	CD4046	1.79	MC14583	3.50
CD4003	23	CD4047	2.50		
CD4004	1.19	CD4048	1.35		
CD4005	49	CD4049	49		
CD4006	49	CD4050	49		
CD4007	49	CD4051	1.19		
CD4008	49	CD4052	1.19		
CD4009	49	CD4053	1.19		
CD4010	49	CD4054	1.19		
CD4011	23	CD4055	1.49		
CD4012	23	CD4056	1.49		
CD4013	39	CD4057	1.49		
CD4014	1.39	CD4058	1.49		
CD4015	1.19	CD4059	1.49		
CD4016	49	CD4060	1.49		
CD4017	1.19	CD4061	1.49		
CD4018	99	CD4062	1.49		
CD4019	99	CD4063	1.49		
CD4020	1.19	CD4064	1.49		
CD4021	1.19	CD4065	1.49		
CD4022	1.19	CD4066	1.49		
CD4023	23	CD4067	1.49		
CD4024	23	CD4068	1.49		
CD4025	23	CD4069	1.49		
CD4026	2.25	CD4070	1.49		
CD4027	89	CD4071	1.49		
CD4028	89	CD4072	1.49		
CD4029	1.19	CD4073	1.49		
CD4030	49	CD4074	1.49		
CD4031	99	CD4075	1.49		
CD4032	1.19	CD4076	1.49		
CD4033	1.19	CD4077	1.49		
CD4034	1.19	CD4078	1.49		
CD4035	1.19	CD4079	1.49		
CD4036	1.19	CD4080	1.49		
CD4037	1.19	CD4081	1.49		
CD4038	1.19	CD4082	1.49		
CD4039	1.19	CD4083	1.49		
CD4040	1.19	CD4084	1.49		
CD4041	1.19	CD4085	1.49		
CD4042	1.19	CD4086	1.49		
CD4043	1.19	CD4087	1.49		
CD4044	1.19	CD4088	1.49		
CD4045	1.19	CD4089	1.49		
CD4046	1.19	CD4090	1.49		
CD4047	1.19	CD4091	1.49		
CD4048	1.19	CD4092	1.49		
CD4049	1.19	CD4093	1.49		
CD4050	1.19	CD4094	1.49		
CD4051	1.19	CD4095	1.49		
CD4052	1.19	CD4096	1.49		
CD4053	1.19	CD4097	1.49		
CD4054	1.19	CD4098	1.49		
CD4055	1.19	CD4099	1.49		
CD4056	1.19	CD4100	1.49		
CD4057	1.19	CD4101	1.49		
CD4058	1.19	CD4102	1.49		
CD4059	1.19	CD4103	1.49		
CD4060	1.19	CD4104	1.49		
CD4061	1.19	CD4105	1.49		
CD4062	1.19	CD4106	1.49		
CD4063	1.19	CD4107	1.49		
CD4064	1.19	CD4108	1.49		
CD4065	1.19	CD4109	1.49		
CD4066	1.19	CD4110	1.49		
CD4067	1.19	CD4111	1.49		
CD4068	1.19	CD4112	1.49		
CD4069	1.19	CD4113	1.49		
CD4070	1.19	CD4114	1.49		
CD4071	1.19	CD4115	1.49		
CD4072	1.19	CD4116	1.49		
CD4073	1.19	CD4117	1.49		
CD4074	1.19	CD4118	1.49		
CD4075	1.19	CD4119	1.49		
CD4076	1.19	CD4120	1.49		
CD4077	1.19	CD4121	1.49		
CD4078	1.19	CD4122	1.49		
CD4079	1.19	CD4123	1.49		
CD4080	1.19	CD4124	1.49		
CD4081	1.19	CD4125	1.49		
CD4082	1.19	CD4126	1.49		
CD4083	1.19	CD4127	1.49		
CD4084	1.19	CD4128	1.49		
CD4085	1.19	CD4129	1.49		
CD4086	1.19	CD4130	1.49		
CD4087	1.19	CD4131	1.49		
CD4088	1.19	CD4132	1.49		
CD4089	1.19	CD4133	1.49		
CD4090	1.19	CD4134	1.49		
CD4091	1.19	CD4135	1.49		
CD4092	1.19	CD4136	1.49		
CD4093	1.19	CD4137	1.49		
CD4094	1.19	CD4138	1.49		
CD4095	1.19	CD4139	1.49		
CD4096	1.19	CD4140	1.49		
CD4097	1.19	CD4141	1.49		
CD4098	1.19	CD4142	1.49		
CD4099	1.19	CD4143	1.49		
CD4100	1.19	CD4144	1.49		

LINEAR

LM300H	80	LM739N	1.19
LM300A	35	LM740H	3.50
LM301CN	35	LM741H	3.50
LM302H	75	LM742H	7.99
LM303H	1.00	LM743H	7.99
LM304H	1.00	LM744H	7.99
LM305H	1.00	LM745H	7.99
LM306H	1.00	LM746H	7.99
LM307CN	1.00	LM747H	7.99
LM308H	1.00	LM748H	7.99
LM309H	1.00	LM749H	7.99
LM310H	1.00	LM750H	7.99
LM311H	90	LM751H	7.99
LM312H	90	LM752H	7.99
LM313H	90	LM753H	7.99
LM314H	90	LM754H	7.99
LM315H	90	LM755H	7.99
LM316H	90	LM756H	7.99
LM3			

CRYSTALS

THESE FREQUENCIES ONLY

Part #	FREQUENCY	Case/Style	Price
CY1A	1.000 MHz	HC33 U	\$5.95
CY2A	2.000 MHz	HC33 U	\$5.95
CY22 01	2.010 MHz	HC33U	\$1.95
CY3A	4.000 MHz	HC18 U	\$4.95
CY7A	5.000 MHz	HC18 U	\$4.95
CY12A	10.000 MHz	HC18 U	\$4.95
CY14A	14.31818 MHz	HC18U	\$4.95
CY19A	18.000 MHz	HC18 U	\$4.95
CY22A	20.000 MHz	HC18 U	\$4.95
CY30B	32.000 MHz	HC18 U	\$4.95

Each kit contains 350 wires cut to 14 different lengths from 0.11 to 5.0". Each wire is stripped and the leads are bent 90° for easy insertion. Wire length is classified by color coding. All wire is solid tinned #22 gauge with PVC insulation. The wires come packed in a convenient plastic box.

JK1... \$10.00 / kit

BREAD BOARD JUMPER WIRE KIT



Each kit contains 350 wires cut to 14 different lengths from 0.11 to 5.0". Each wire is stripped and the leads are bent 90° for easy insertion. Wire length is classified by color coding. All wire is solid tinned #22 gauge with PVC insulation. The wires come packed in a convenient plastic box.

JK1... \$10.00 / kit

CONNECTORS PRINTED CIRCUIT EDGE-CARD

156 Spacing-Tin-Double Read-Out

Bifurcated Contacts — Fits 054 to 070 P.C. Cards

15/30	PINS (Solder Eyelet)	\$1.95
18/36	PINS (Solder Eyelet)	\$2.49
22/44	PINS (Solder Eyelet)	\$2.95
50/100	PINS (Wire Wrap)	\$6.95
50/100A (.100 Spacing)	PINS (Wire Wrap)	\$6.95

25 PIN-D SUBMINATURE

DB25P	PLUG	\$3.25
DB25S	SOCKET	\$4.95

HEAT SINKS

205-CB	Beryllium Copper w-black finish for TO-5	\$.25
291-.36H	Aluminum for TO-220 Transistors & Regulators	\$.25
680-.75A	Black Anodized Aluminum for TO-3	\$1.60
Oude 4	Black Anodized Aluminum — predrilled mounting holes for TO-3 — 4 1/4" x 1 1/2"	\$1.75

DIP SWITCHES

SPST Slide Action

#206-4 (8 pin dip) 4 switch unit	\$1.75 ea.
#206-7 (14 pin dip) 7 switch unit	\$1.95 ea.
#206-8 (16 pin dip) 8 switch unit	\$2.25 ea.

Etching Kits

(cannot be shipped via air)

32 X A-1	P.C. Etch Materials Kit enough for 5 circuit boards	\$29.95 ea.
27 X A-1	Etched Circuit Kit Complete kit — only add water	\$ 9.95 ea.
Plugboards 3662	6.5 x 4.5 x 1.16 Epoxy glass P-Panel — 24 P.C. Taps spaced 156	\$ 6.95 ea.
221/44	Mating connector for plugboard — 22 pin double readout	\$ 2.95 ea.
8800V	Universal Microcomputer/Processor plugboard — Epoxy Glass — complete with heatsink and mounting hardware 5 3/16 x 10 x 1.16 copper clad	\$19.95 ea.

1/16 VECTOR BOARD

0.1 Hole Spacing

Part No.	W	L	Price
PHENOLIC			
64P44 062XXXP	4.50	6.50	1.72 1.54
169P44 062XXXP	4.50	17.00	3.69 3.32
EPOXY GLASS			
84P44 062WE	4.50	6.50	2.07 1.86
84P44 062WE	4.50	8.50	2.56 2.31
169P44 062WE	4.50	17.00	5.04 4.53
169P44 062WE	8.50	17.00	9.23 8.26
EPOXY GLASS COPPER CLAD			
169P44 062WEC1	4.50	17.00	6.80 6.12

SLIT-N-WRAP WIRE WRAP TOOL

Slits and opens insulation exposing bare wire

- No pre-cutting or pre-stripping
- Comes complete with two - 100 ft spools #28 AWG wire

Model P100 \$24.50

HEXADECIMAL ENCODER 19-KEY PAD

- 1-0
- A-B-C-D-E-F
- Shift Key
- 2 Optional Keys

\$10.95 each

63 KEY KEYBOARD

This keyboard features 63 unencoded SPST keys, unattached to any kind of P.C. Board. A very solid molded plastic 13 x 4 base suits most applications.

HD01EE	Encoder Chip (encodes 16 keys)	\$7.95 ea.
AY-S-237E	Encoder Chip (encodes 88 keys)	\$14.95 ea.

TOOLS

A97MS	Diagonal Cutter - 4" semi-finish cut	\$7.95 ea.
A11DMS	Chain Nose Pliers - 4 1/2" long	7.50 ea.
T-6	Wire Stripper - #16 to #26 gauge	3.75 ea.
55B	Wire Stripper - #10 to #20 gauge	2.50 ea.
CS-8	Cutter-Crimper Tool - 8 1/4" long	7.95 ea.
Nibbling Tool	Cuts, Trims or Notches Metal up to #18 gauge	6.95 ea.
Nibbling Tool Replacement Punch		3.75 ea.

PERMACEL® P-29 PLUS Electrical Tape All Weather
1/2" wide x 66 ft. Black vinyl

1-9 Rolls	\$7.99 each
10-up Rolls	\$6.95/10 roll package

MICROPROCESSOR COMPONENTS

8080A CPU	\$16.00	CDP1802 CPU	\$19.95
8212 8 Bit Input/Output	4.95	MC6800 8 Bit MPU	24.95
8214 Priority Interrupt Control	15.95	MC6820 Periph Interface Adapter	15.00
8216 Bi-Directional Bus Driver	6.95	MC6810A P1 128 x 8 Static RAM	6.00
8224 Clock Generator/Driver	9.95	MC6830L8 1024 x 8 Bit ROM	15.00
8228 System Controller Bus Driver	10.95	Z80 CPU	29.95

CPU'S	RAM'S	Price
8080A Super 8008	256 x 1 Static	\$ 1.49
2650 8 BIT MPU	256 x 4 Static	1.75
P8085 CPU	2107/5280 4096 x 1 Dynamic	4.95
	2111 256 x 4 SDRAM	6.95
	1089 16 x 4 Static	2.49
2504 1024 Dynamic	8101 256 x 4 Static	5.95
2518 Hex 32 BIT	8111 256 x 1 Static	6.95
2519 Hex 10 BIT	8112 256 x 1 Static	3.25
2522 Dual 132 5M SSR	21102/9102 1024 x 1 Static	2.95
2524 512 Dynamic	21102/9102 1024 x 1 Static	2.95
2525 1024 Dynamic	2200 256 x 1 Static	6.95
2527 Dual 256 BIT	9321 768 x 1 Dynamic	2.95
2529 Dual 512 BIT	9321 768 x 1 Dynamic	2.95
2532 Quad 80 32 BIT	9321 768 x 1 Dynamic	2.95
2533 1024 Static	9321 768 x 1 Dynamic	2.95
33-1 F10	9321 768 x 1 Dynamic	2.95
74LS670 16 x 4 Reg	9321 768 x 1 Dynamic	2.95

UART'S	ROM'S	Price
AY-51013 30K Baud	2513(2140) Char Gen - upper case	\$ 9.95
	2513(3021) Char Gen - lower case	9.95
	2516 Char Gen	10.95
	2048 BIT (512 x 4 on 256 x 8)	1.95

SPECIAL REQUESTED ITEMS

FCM3817 \$5.00	11C90 19.95	MCM6575 17.50	9368 3.95
AY-3-8500-1 8.95	4N33 3.95	ICM7045 24.95	LD110/111 25.00/set
AY-5-9100 17.50	8720 7.50	ICM7207 7.50	93H90 11.95
AY-5-9200 14.95	8797 2.00	ICM7208 22.00	MC308P 3.50
AY-5-9500 4.95	HD0165 7.95	ICM7209 7.50	MC4016 (74416) 7.50
AY-5-2376 14.95	MCM6571 17.50	MKS0240 17.50	MC1408L7 8.95
9374 1.95	MCM6574 17.50	DS0026CH 3.75	MC1408L8 9.95
82S115 25.00	7205 19.95	11L308 10.00	


PARATRONICS

Featured on February's Front Cover of Popular Electronics

Logic Analyzer Kit Model 100A \$229.00/kit

- Analyzes any type of digital system
- Checks data rates in excess of 8 million words per second
- Trouble shoot TTL, CMOS, DTL, RTL, Schottky and MOS families
- Displays 16 logic states up to 8 digits wide
- See ones and zeros displayed on your CRT, octal or hexadecimal format
- Tests circuits under actual operating conditions
- Easy to assemble — comes with step-by-step construction manual which includes 80 pages on logic analyzer operation

Model 100A Model 10



- Some applications are:
 - Troubleshooting microprocessor address, instruction, and data flow
 - Examine contents of ROMS
 - Tracing operation of control logic
 - Checking counter and shift register operation
 - Monitoring I/O sequences
 - Verifying proper system operations during testing

PARATRONICS TRIGGER EXPANDER - Model 10

Adds 16 additional bits. Provides digital delay and qualification of input clock and 24-bit trigger word. — Connects direct to Model 100A for integrated unit.

Model 10 — \$229.00 Baseplate — \$8.95

3 1/2-Digit Portable DMM

Overload Protected, 3" high LED Display, Battery or AC operation, Auto Zeroing, 10mV, 1V, 0.1 ohm resolution, Overrange reading, 10 meg input impedance, DC Accuracy 1% typical, Ranges: DC Voltage: 0-1000V, AC Voltage: 0-1000V, Freq. Response: 50-400 Hz, DC AC Current: 0-100mA, Resistance: 0-10 meg ohm, Size: 6 1/2" x 4 1/2" x 2"

Model 2800 \$99.95

Comes with test leads, operating manual and spare fuse.

100 MHz 8-Digit Counter

20 Hz-100 MHz range, 4 digit power source, 1.6 batteries, 110 or 220V with 6" LED Display, Crystal controlled timebase, Fully Automatic, Portable — completely lighter adapter and external self-contained, 7.2-10V power supply, Size — 1.75" x 7.38" x 5.63"

MAX-10 \$134.95

ACCESSORIES FOR MAX 100:

Mobile Charger Eliminator use power from car battery **Model 100 — CLA \$3.95**
Charger Eliminator use 110 V AC **Model 100 — CAL \$9.95**

CONTINENTAL SPECIALTIES

PROTO BOARD 6 (6 long X 4 wide) \$15.95

Other CS Proto Boards

PB100 - 4.5 x 6	\$ 19.95
PB101 - 5.8 x 4.5	29.95
PB102 - 7" x 4.5	39.95
PB103 - 9" x 6	59.95
PB104 - 9.5 x 8	79.95
PB203 - 9.75 x 6 1/2 x 2 3/4	80.00
PB203A - 9.75 x 6 1/2 x 2 3/4	129.95 (includes power supply)

PROTO CLIPS

14 PIN	\$4.50
16 PIN	4.75
24 PIN	8.50
40 PIN	13.75

DESIGN MATES

DM1 - Circuit Designer	\$69.95
DM2 - Function Generator	\$74.95
DM3 - RC Bridge	\$74.95

LOGIC MONITOR for DTL, HTL, TTL or CMOS Devices \$84.95

QT PROTO STRIPS

OT-595	OT-185
OT-598	OT-125
OT-475	OT-85
OT-478	OT-355
OT-355	OT-75
OT-358	

UI type #holes price

OT-598	590	12.50
OT-598	590	2.50
OT-475	470	10.00
OT-478	bus strip	2.25
OT-355	350	8.50
OT-358	bus strip	2.00
OT-185	180	4.75
OT-125	120	3.75
OT-85	80	3.25
OT-75	70	3.00

Experimental 300 \$ 9.95
Experimental 600 \$10.95

\$5.00 Minimum Order — U.S. Funds Only Spec Sheets - 25¢ — Send 35¢ Stamp for 1978 Catalog
California Residents — Add 8% Sales Tax Dealer Information Available

James JELETRONICS

1021-A HOWARD AVE., SAN CARLOS, CA. 94070
PHONE ORDERS WELCOME — (415) 592-8097
All Advertised Prices Good Through October

1978 CATALOG NOW AVAILABLE

NOW OPEN SATURDAYS

Timeband Digital Alarm Clocks

24-hour alarm, Doze Button, 100% Sleep State, Large Red LED Display, 8" high, AM/PM indicator, Seconds display at touch of button, Power failure indicator, One year factory warranty

C-500 - Ivory Case \$16.95
C-500B - Ebony Case \$19.95

Timeband LAMP CLOCK

24 hour alarm, Doze button, Alarm-on indicator, 8" high Red LED Display, AM/PM indicator, High intensity lamp, Lamp shuts off when collapsed

Model C-590 (Ivory) \$29.95

ERC AM/FM 8-Track Stereo Receiver

With BSR Changer

- PLL System
- BSR Record Changer
- Slide Control
- Automatic AFR Control
- 4 Speaker Output

Walnut finish vinyl covered wood veneer with smoke dust cover

Size: 20" W x 9 1/2" H x 15 1/4" D
Model 8365 \$149.95

DIGITAL STOPWATCH

Bright 6 Digit LED Display, Times to 59 minutes 59.99 seconds, Crystal Controlled Time Base, Three Stopwatches in One, Times Single Event — Split & Taylor, Size 4.5" x 2.15" x .90" (1 1/2 ounces), Uses 3 Pennile Cells

Kit — \$39.95
Assembled — \$49.95
Heavy Duty Carry Case \$5.95

Stop Watch Chip Only (7205) \$19.95

3 1/2 DIGIT DPM KIT

New Bipolar, Auto Zeroing, 5" LED, Auto Polarity, Low Power, Single I/O Unit

Model KB500 DPM Kit \$49.00
Model 311D-5C-5V Power Kit \$17.50

JE700 CLOCK

The JE700 is the most digital clock but it is a very high quality unit. The unit features a simulated walnut case with dimensions of 10 1/2" x 11 1/2" x 1 1/2". It utilizes a MAN72 high frequency readout, and the MMS314 clock chip.

KIT ONLY \$16.95

JOYSTICK

These joysticks feature four 100K potentiometers, that vary resistance proportional to the angle of the stick. Study metal construction with plastic components only at the movable joint. Perfect for electronic games and instrumentation.

100K	\$5.95
5K	\$4.95

INSTRUMENT/CLOCK CASE

Injection molded unit. Complete with red bezel. 4 1/2" x 4" x 1-9/16"

\$3.95 ea.

JE803 PROBE

The Logic Probe is a unit which is the most part indispensable in trouble shooting logic families TTL, DTL, RTL, CMOS. It derives the power it needs to operate directly off of the circuit under test; drawing a scant 10 mA max. It uses a MAN72 readout to indicate any of the following states by these symbols: (H) 1 (LOW) 0 (PULSE) P. The Probe can detect high frequency pulses to 45 MHz. It can be used at MOS levels or circuit damage with result.

\$9.95 Per Kit printed circuit board

TL 5V 1A Supply

This is a standard TTL power supply using the well known LM309K regulator. IC to provide 5V AMP of current at 5 volts. We try to make things easier for you by providing everything you need in one package, including the hardware for only

\$9.95 Per Kit

TTL PLASTIC DUAL-IN-LINE I.C.			
SN7400N	.12	SN7453N	.14
SN7401N	.14	SN7454N	.14
SN7402N	.14	SN7460N	.14
SN7403N	.14	SN7470N	.26
SN7404N	.17	SN7472N	.25
SN7405N	.17	SN7473N	.29
SN7406N	.25	SN7474N	.28
SN7407N	.25	SN7475N	.46
SN7408N	.17	SN7476N	.30
SN7409N	.17	SN7480N	.35
SN7410N	.14	SN7481AN	.95
SN7411N	.20	SN7482N	.55
SN7412N	.21	SN7483AN	.65
SN7413N	.39	SN7484AN	1.50
SN7414N	.62	SN7485N	.84
SN7416N	.24	SN7486N	.30
SN7417N	.29	SN7489N	1.85
SN7420N	.14	SN7490AN	4.3
SN7421N	.20	SN7491AN	.59
SN7422N	.20	SN7492AN	.44
SN7423N	.25	SN7493AN	.44
SN7425N	.25	SN7494N	.69
SN7426N	.22	SN7495AN	.67
SN7427N	.25	SN7496N	.65
SN7428N	.28	SN7497N	2.50
SN7430N	.14	SN74100N	.97
SN7432N	.23	SN74104N	.42
SN7433N	.30	SN74105N	.42
SN7437N	.21	SN74107N	.28
SN7438N	.21	SN74109N	.47
SN7440N	.14	SN74110N	.52
SN7442N	.37	SN74111N	.69
SN7443N	.68	SN74116N	1.50
SN7444N	.85	SN74120N	1.40
SN7445N	.65	SN74121N	.34
SN7446AN	.70	SN74122N	.38
SN7447AN	.59	SN74123N	.48
SN7448N	.69	SN74125N	.40
SN7450N	.14	SN74126N	.40
SN7451N	.14	SN74128N	.59

CMOS		CMOS		CMOS	
CD4000BE	13	CD4052BE	1.15	74C14/40014PC	.75
CD4001BE	16	CD4053BE	.89	74C85/40085PC	1.20
CD4002BE	16	CD4055BE	1.29	80C97/40097PC	.65
CD4006BE	.99	CD4060BE	.99	80C98/40098PC	.65
CD4007BE	16	CD4066BE	.59	74C160/40160PC	1.50
CD4008BE	.87	CD4068BE	.24	74C161/40161PC	1.50
CD4009BE	.30	CD4069BE	24	74C162/40162PC	1.50
CD4010BE	.37	CD4070BE	24	74C163/40163PC	1.50
CD4011BE	.16	CD4071BE	24	74C174/40174PC	1.40
CD4012BE	.67	CD4072BE	29	74C175/40175PC	1.40
CD4013BE	.29	CD4073BE	29	74C192/40192PC	1.50
CD4014BE	.74	CD4075BE	29	74C193/40193PC	1.50
CD4015BE	.74	CD4076BE	98	74C194/40194PC	1.40
CD4016BE	.29	CD4078BE	24	74C195/40195PC	1.40
CD4017BE	.79	CD4081BE	24		
CD4018BE	.79	CD4082BE	29	SG3501AT	3.60
CD4019BE	.38	CD4085BE	75	SG3524	7.25
CD4020BE	.84	CD4086BE	75	SG4501T	1.80
CD4021BE	.85	CD4087BE	1.15	RC4194TK	3.95
CD4022BE	.89	CD4088BE	1.15	RC4195T	2.35
CD4023BE	1.35	CD4089BE	1.05	RC4195TK	3.15
CD4024BE	.67	CD4510BE	1.25	78H05KC	6.35
CD4025BE	.16	CD4511BE	1.25	7800 Series	.99
CD4026BE	1.39	CD4512BE	.69	10 220 / LM340T	1.39
CD4027BE	.38	CD4514BE	2.50	78M00 Series	1.39
CD4028BE	.74	CD4515BE	2.50	10.5 / LM340H	1.49
CD4029BE	.78	CD4518BE	.84	7800 Series	1.49
CD4030BE	.37	CD4519BE	.79	10.5 / LM340K	2.9
CD4033BE	1.60	CD4520BE	.79	78L00 AWC Series	2.9
CD4034BE	2.95	CD4522BE	1.98	10-92	1.25
CD4035BE	.98	CD4526BE	1.50	7900 Series	1.25
CD4040BE	.99	CD4527BE	1.50	10 220 / LM320T	1.35
CD4041BE	.67	CD4528BE	1.20	10.5 / LM320H	1.75
CD4042BE	.58	CD4531BE	1.25	7900 Series	1.75
CD4043BE	.45	CD4539BE	1.20	10-3 / LM320K	1.20
CD4044BE	.45	CD4555BE	.75	79MGT2C	1.20
CD4046BE	2.45	CD4556BE	.75		
CD4047BE	2.45	CD4581BE	2.25	78GU1 10-220	1.45
CD4049BE	.34	CD4582BE	.95	79GU1 10-220	1.25
CD4050BE	.34	CD4585BE	1.80	78GK1 10-3	1.80
CD4051BE	.89			79GK1 10-3	2.10

TEXAS INSTRUMENTS I.C. SOCKETS (Low Profile Solder Tail)		Description		Unit Price
8 Pin DIL	(C848002)			.15
16 Pin DIL	(C841402)			.18
16 Pin DIL	(C841602)			.19
18 Pin DIL	(C841802)			.29
20 Pin DIL	(C842002)			.35
22 Pin DIL	(C842202)			.34
24 Pin DIL	(C842402)			.34
28 Pin DIL	(C842802)			.45
40 Pin DIL	(C844002)			.65

VOLTAGE REGULATORS		Description		Unit Price
±5V Dual Tracking Regulator				
Switching Regulator Converter				
±15V Dual Tracking Regulator				
Variable Dual Tracking Regulator ±35V ±9.5V				
Fixed ±15V Dual Tracking Regulator 105				
Fixed ±15V Dual Tracking Regulator 1066				
5 Amp 5 Volt Positive Regulator 103				
Positive Voltage Regulators (Plastic) 1 amp				
5, 6, 8, 12, 15, 18, 24 Volts				
Positive Voltage Regulator 1/2 Amp				
5, 6, 8, 12, 15, 18, 24 Volts				
Positive Voltage Regulator 1 Amp				
5, 6, 8, 12, 15, 18, 24 Volts				
Positive Voltage Regulator 100 MA				
2.6, 5, 6, 2, 8, 2, 12, 15 Volts				
Negative Voltage Regulator 1 Amp				
5, 6, 8, 12, 15, 18, 24 Volts				
Negative Voltage Regulator 1/2 Amp				
5, 6, 8, 12, 15, 20, 24 Volts				
Negative Voltage Regulator 1 Amp				
5, 6, 8, 12, 15, 18, 24 Volts				
Dual In Line Adjustable 4 Terminal Positive Voltage Regulator				
Dual In Line Adjustable 4 Terminal Negative Voltage Regulator				
1 Amp Adjustable Positive Voltage Regulator				
1 Amp Adjustable Negative Voltage Regulator				
1 Amp Adjustable Positive Voltage Regulator				
1 Amp Adjustable Negative Voltage Regulator				


Our new comprehensive 1978 Catalogue, listing complete descriptions, illustrations and special monolithic pricing on over 10,000 items, is now available on request.

Active Electronic Sales Corp.

P.O. BOX 1035 FRAMINGHAM, MASSACHUSETTS 01701
 Telephone Orders & Enquiries (617) 879-0077 New Catalogue available on request
IN CANADA 2 Locations
 5647 Ferrier St. Montreal, Quebec H4P 1G6
 44 Fasken Dr-Unit 25 Rexdale, Ontario Tel. (514) 735-6429 Tel. (416) 677-4287
 MINIMUM ORDER \$10.00 * ADD \$1.00 TO COVER POSTAGE & HANDLING * Canadian customers add 30% for duty and handling. All federal and provincial taxes extra

CIRCLE 67 ON FREE INFORMATION CARD

ADVA



KIT \$11.95

ASSEMBLED \$17.95
 ADD 1.25 FOR POSTAGE/HANDLING

VARIABLE POWER SUPPLY

- Continuously Variable from 2V to over 15V
- Short-Circuit Proof
- Typical Regulation of 0.1%
- Electronic Current Limiting at 300mA
- Very Low Output Ripple
- Fiberglass PC Board Mounts All Components
- Assemble in about One Hour
- Makes a Great Bench or Lab Power Supply
- Includes All Components except Case and Meters

OTHER ADVA KITS:

LOGIC PROBE KIT - Use with CMOS, TTL, DTL, RTL, HTL, HN1L and most MOS IC's. Built-in protection against polarity reversal and overvoltage. Draws only a few mA from circuit under test. Dual LED readout. Complete kit includes case and clip leads. **ONLY \$7.95**
 FIXED REGULATED POWER SUPPLY KITS - Short-circuit proof with thermal current limiting. Compact size and typical regulation of 0.5% make these ideal for most electronic projects. Available for 5V @ 500mA, 6V @ 500mA, 9V @ 500mA, 12V @ 400mA, 15V @ 300mA. Specify voltage when ordering. **\$8.95 ea.**
 These easy-to-assemble kits include all components, complete detailed instructions and plated fiberglass PC boards. Power supply kits do not include case or meters. Add \$1.25 per kit for postage and handling.

MORE SPECIALS:

RC4195DN - 15V @ 50mA VOLTAGE REGULATOR IC. Very easy to use. Makes a neat Highly Regulated -15V Supply for OP AMP's, etc. Requires only unregulated DC (118-300V) and 2 bypass capacitors. With Data Sheet and Schematics. 8-pin mDIP **\$1.25**
 RC4136 Quad 741 Low-Noise Op Amp mDIP **\$0.95**
 LM1304 FM Multiplex Stereo Demodulator DIP **0.99**
 LM2111 FM IF Subsystem (IF Amp, Det., Limiter) DIP **0.99**
 IN6263 Hot Carrier Diode 0.4V @ 1mA 0.1ns DO-35 **1.00**
 ZENERS - Specify Voltage 3.3, 3.9, 4.3, 5.1, 6.8, 8.2 400mW 4/S1/00 9-1, 10, 12, 15, 16, 18, 20, 22, 24, 27, or 30V (±10%) 1 Watt 3/S1/00

- MONEY-BACK GUARANTEE
- ALL TESTED AND GUARANTEED

ADVA ELECTRONICS
 BOX 4181 EN, WOODSIDE, CA 94062
 Tel. (415) 851-0455

FREE

IC or FET's WITH \$5 & \$10 ORDERS. 1 DATA SHEETS WITH MANY ITEMS.

DIODES & RECTIFIERS	TRANSISTORS	TRANSISTORS	TRANSISTORS	TRANSISTORS	LINEAR IC'S	
2N706	2N4091	3/S1	2N5638	2/S1	LM300K 5 \$1.20	
2N720	2N4092	6/S1	2N5639	2/S1	LM300F 5 1.20	
1N456 10	2N4121	3/S1	CP643	\$4.00	LM300T 5 1.20	
1N458	2N4122	3/S1	CP650	\$5.00	LM340T-12 1.20	
1N483 10	2N4124	5/S1	CP651	\$4.00	LM340T-15 1.20	
1N486	2N4125	5/S1	E100	4/S1	LM340T-24 1.20	
1N746 10	2N4249	5/S1	E101	3/S1	LM375N 1.50	
1N750	2N4250	4/S1	E102	3/S1	LM377N 2.50	
1N814	2N4279	24	2N4274	5/S1	E175 3/S1	LM380N 1.20
1N852 10	2N4222	6/S1	2N4202	\$0.29	MPF122 2/S1	NE555V* 2.85
1N974	2N2222A	5/S1	2N4303	29	MPF104 3/S1	NE556A \$0.90
1N3064	2N2369	5/S1	2N4338	51	MPF112 4/S1	LM709CH 28
1N3600	2N2406 10	\$2	2N4300M	2/S1	MP6515 3/S1	LM709CN 29
1N4001	2N2609	\$2	2N4391	51	SE1001 4/S1	LM723H 2.85
1N4002	2N2905	\$0.24	2N4392	\$0.50	SE1002 4/S1	LM723N* 3/S1
1N4003	2N2906A	24	2N4416	2/S1	SE2001 4/S1	LM733N 3/S1
1N4004	2N2907	5/S1	2N4416A	\$0.80	SE2002 4/S1	LM741CH 1.00
1N4005	2N3552	\$1.50	2N4850 10	\$1	SE2001 10	LM741CN 4/S1
1N4006	2N3553	6/S1	2N4861 3	\$1	SE5003 3/S1	LM741CN14 34
1N4007	2N3564	4/S1	2N4876 2	\$1	SE5020 \$3.00	LM747CN 65
1N4149	2N3555 10	\$1	2N4856 2	\$1	1N73 10 3/S1	748C DIP 35
1N4154	2N3568	6/S1	2N4881	\$2.50	1N75 10 3/S1	748C DIP 1.00
1N4370 10	2N3638	6/S1	2N4888	6/S1	DIGITAL IC'S	844CP mDIP 80
1N4372	2N3638A	5/S1	2N4865	2/S1	1	LM1304N 1.15
1N4454	2N3641	5/S1	2N5087	4/S1	MM5738N \$2.95	LM1304N 3/S1
1N4728 10	2N3642	5/S1	2N5088	4/S1	SN7400N 16	LM2111N \$1.40
1N4753	2N3643	6/S1	2N5126 10	6/S1	SN7410N 16	XR2556CP 1.55
1N5231 10	2N3644	4/S1	2N5135 30	6/S1	SN7422N 16	27900E 1.95
1N5236	2N3645	4/S1	2N5138 5/S1	SN7440N 16	CA3028A 1.75	
	2N3688 10	3/S1	2N5139 5/S1	SN7451N 18	CA3046 84	
	2N3690 10	3/S1	2N5137 3/S1	SN7475N 48	LM3075M1 1.45	
	2N3691 10	4/S1	2N5197 35.00	SN7473N 36	CA3086* 5.2	
	2N3694 10	2/S1	2N5199 2.50	SN7476N 36	LM3900N 55	
	2N3821 80.80	2N5210 3/S1	SN7489N 44	RC4194D 150		
D5 144MHz	51	2N5202 70	2N5208 2/S1	LINEAR IC'S	RC4194TK* 1.25	
F7 432MHz	51	2N5232 40	2N5297 \$1.50	LM100H \$7.50	RC4185DN* 2.50	
MV830 10	51	2N5866 75	2N5432 1.80	LM301AN 27	RC4185TK* 2.75	
MV832	51	2N3903 10*	51	2N5457 3/S1	LM307H 27	
MV1820 10	51	2N3906 6/S1	2N5458 30.38	LM3080N 88	RC4530N 5.00	
MV1824 10	51	2N3919 55.00	2N5484 35.00	LM309K 94	MS555V 95	
MV1866 10	51	2N3922 5.00	2N5485 2.81	LM311N 10	MS555V 6.50	
MV1872 10	51	2N3954 3.20	2N5543 \$3.00	LM320K-12 1.35	LM7805UC 1.25	
MV2201 10	51	2N3956 1.15	2N5544 2.50	LM320K-15 1.35	8038 DIP* 3.75	
MV2205 10	51	2N3970 1.00	2N5561 12.00	LM320K-15 1.35	DM75492 89	

*SUPER SPECIALS:

1N34	Germanium Diode	10/S1	FSA2501M Diode Array	2/S1
1N914	100V/10mA Diode	20/S1	MPF102 200MHz RF Amp	3/S1
1N4001	50V/1A Rectifier	15/S1	40673 MOSFET RF Amp	\$1.75
1N4154	30V 1N914	25/S1	LM324 Quad 741 Op Amp	94
BR1 50V 1/4 Bridge Rec	4/S1	LM376 Pos Volt Reg mDIP	55	
2N2222	NPN Transistor	6/S1	NE555 Timer mDIP	.38
2N2907	PNP Transistor	6/S1	LM723 2-37V Reg DIP	3/S1
2N3055	Power Xistop 10A	\$0.75	LM741 Comp Op Amp mDIP	6/S1
2N3904	NPN Amp/Sw 1000	6/S1	LM1458 Dual 741 mDIP	3/S1
2N3906	PNP Amp/Sw 1000	6/S1	CA3086 5 Trans Array DIP	6/2
CP650	Power FET 1/2 Amp	55	RCA29 Pwr Xistor 1A 30W	.70
RF391	RF Power Amp Transistor 10-25W @ 3-30MHz X 3	\$5.00		
555X				

INTERNATIONAL ELECTRONICS UNLIMITED

DISCOUNT ON ALL IC'S AND LED'S
10% OFF ON \$25.00
15% OFF ON \$50.00

TTL					
7400	.13	7451	.17	74153	.89
7401	.16	7453	.17	74154	1.20
7402	.15	7454	.17	74155	.97
7403	.15	7460	.17	74156	.97
7404	.16	7464	.35	74157	.99
7405	.19	7465	.35	74158	1.79
7406	.20	7470	.30	74160	1.23
7407	.28	7472	.30	74161	.97
7408	.18	7473	.35	74162	1.39
7409	.19	7474	.28	74163	1.09
7410	.16	7475	.49	74164	.99
7411	.25	7476	.30	74165	.99
7413	43	7483	.68	74166	1.25
7414	65	7485	.88	74170	2.10
7416	35	7486	.40	74173	1.49
7417	35	7489	2.25	74174	1.23
7420	.16	7490	.43	74175	.97
7422	.30	7491	.75	74176	.84
7423	.30	7492	.48	74177	.84
7425	.27	7493	.48	74180	.90
7426	.26	7494	.78	74181	2.45
7427	.29	7495	.79	74182	.79
7430	.20	7496	.79	74184	1.90
7432	.23	74100	.98	74185	2.20
7437	.25	74105	.44	74187	5.75
7438	.25	74107	.37	74190	1.15
7440	.19	74121	.38	74191	1.25
7441	.89	74122	.38	74192	.95
7442	.59	74123	.65	74193	.85
7443	.73	74125	.54	74194	1.25
7444	.73	74126	.89	74195	.74
7445	.73	74132	.89	74196	1.25
7446	.81	74141	1.04	74197	.73
7447	.79	74145	1.04	74198	1.73
7448	.79	74150	.97	74199	1.69
7450	.17	74151	.79	74200	5.45

LOW POWER

74100	.29	74151	.29	74190	1.40
74102	.29	74155	.29	74191	1.20
74103	.23	74171	.29	74193	1.50
74104	.29	74172	.45	74195	1.50
74106	.29	74173	.56	74198	2.25
74110	.29	74174	.56	74164	2.25
74120	.29	74178	.75	74165	2.30
74130	.29	74185	1.09		
74142	1.39	74186	.65		

LOW POWER SCHOTTKY

741500	.36	741532	.38	741595	2.09
741502	.36	741540	.45	7415107	5.9
741504	.36	741542	1.40	7415164	2.20
741508	.38	741574	.59	7415193	2.20
741510	.36	741590	1.30	7415197	2.20
741520	.36	741593	1.30		

HIGHSPEED

74101	.25	74122	.25	74161	.25
74101	.25	74110	.25	74162	.25
74104	.25	74140	.25	74174	.39
74104	.25	74150	.25	741101	.58
74110	.25	74152	.25	741102	.58
74111	.25	74153	.25	741103	.60
74120	.25	74155	.25	741106	.72
74121	.25	74160	.25	741108	.72

CMOS

4000A	.26	4018A	1.19	4066A	.89
4001A	.25	4020A	1.72	4068A	.44
4002A	.25	4021A	1.18	4069A	.44
4006A	1.35	4022A	.94	4071A	.26
4007A	.26	4023A	.25	4072A	.35
4008A	1.52	4024A	.89	4073A	.19
4009A	.57	4025A	.25	4075A	.39
4010A	.54	4027A	.59	4078A	.39
4011A	.29	4028A	.98	4082A	.35
4012A	.25	4030A	.44	4518A	1.56
4013A	.45	4035A	1.27	4528A	1.56
4014A	1.27	4040A	1.14	4585A	2.10
4015A	1.27	4042A	1.47		
4016A	.48	4049A	.59		
4017A	1.01	4050A	.59		


CAPACITORS CERAMIC DISC

1pf 50V	82pf 50V	820pf 50V
5pf 50V	100pf 50V	001uf 50V
7pf 50V	120pf 50V	0047uf 50V
10pf 50V	150pf 50V	01uf 50V
22pf 50V	180pf 50V	01uf 1000V
27pf 50V	220pf 50V	022uf 50V
33pf 50V	270pf 50V	030uf 50V
47pf 50V	390pf 50V	050uf 50V
56pf 50V	470pf 50V	1uf 50
68pf 50V	600pf 50V	

QTY. PRICE PRICE
(each) (Minimum 10 per value)

0-10	\$.10 ea	
10-100	\$.10 ea	\$.05 ea
100-		\$.04 ea

ELECTRONIC DOOR CHIME KIT



WITH TITMS 1000 MICROPROCESSOR CHIP PROGRAMMED TO PLAY 24 DIFFERENT TUNES

INTERNATIONAL FLAVOR — PLAYS NATIONAL ANTHOMS OF U.S., BRITAIN, FRANCE AND WEST GERMANY PLUS OTHER FOLK TUNES, CLASSICAL AND TRADITIONAL MELODIES.

★ SUPPLIED WITH ALL PARTS INCLUDING PC BOARD, SPEAKER, CASE AND COMPLETE INSTRUCTION MANUAL WITH FULL CIRCUIT DETAILS.

★ USES 29V TRANSISTOR BATTERIES (NOT SUPPLIED).

★ LOW POWER CONSUMPTION.

★ INTERNAL SELECTION OF TUNE, VOLUME, TEMPO AND TIMING FUNCTIONS.

★ PROGRAMMED MATHEMATICALLY TO PLAY IN PERFECT PITCH PERMANENTLY.

★ ATTRACTIVE CASE, CONVENIENT WALL MOUNT.

SHIPPING \$1.00

\$39.50

2708 FULL SPEED FROM \$14.95

5314 6 DIGIT CLOCK CHIP \$2.95

82S23 256 BIT PROM \$2.95

2513 CHARACTER GEN 64 x 8 x 5 ASCII \$8.95

2102 500NS 1K RAM \$1.29

UART AY5 013A \$6.95

74S200 256 BIT RAM TRI-STATE \$3.25

LD110, LD111 \$23.95 3 1/2 DIGIT A/D CONVERTER NET

CENTRAL PROCESSING UNIT

8008 8080A \$16.95

IC SOCKETS

Solder Tall - low profile

8 pin	17	24 pin	42
14 pin	20	28 pin	59
16 pin	22	40 pin	69
18 pin	29		

SPECIAL DEVICES

372	AF-IF Strip Detector DIP	2.93
546	AM Radio Receiver Subsystem DIP	.75
1310	FM Stereo Demodulator DIP	2.90
1496	Balanced Modulator-Demodulator	.99
1800	Stereo Multiplexer DIP	2.48
ULN2200	FM Gain Block 34db (typ) mDIP	1.18
ULN2209	FM Gain Block 48db (typ) mDIP	1.35
2513	Character Generator 64x85 DIP-24	10.20
3046	Transistor Array DIP-14	.73

LINEAR CIRCUITS

100	5	71	2.42	723	62
101	29	176	.68	733	.89
102	51	180	1.30	739	1.07
104	80	180-8	1.25	741	.32
105	71	181	1.75	747	.71
107	26	182	1.75	748	.35
108	89	183	2.95	1458	.62
109A	135	184	2.95	1800	2.48
110	107	540	.79	1900	.49
111	95	550	.45	2524	.71
119	111	555	1.19	2525	.90
1201	139	560	3.39	8038	4.25
1206A	139	562	3.39	8864	2.25
122	170	565	1.18	75150	1.75
124	152	566	1.95	75451	.35
139	158	567	1.95	75452	.35
140K	164	709	.26	75453	.35
1401	149	710	.35	75491	.71
172	2.91	711	.26	75492	.80

DISCRETE LED'S


ME4	INFRARED CLEAR DOME .170"	EACH .29
MV10B	CLEAR DOME .170"	.25
MV50	CLEAR — AXIAL .09"	.12
MV50	RED — AXIAL .09"	.12
NSL100	RED .19"	.12
RL209	RED DIFF. SUBMINIATURE .12"	.12
RLT-T1-03	WHITE DIFF. SUBMINIATURE NO FLANGE .12"	.15
RLC-200	RED DIFF. CURRENT REG. 190" CONST. BRIGHTNESS 4.5-12.5V	.25
RLC-201	RED DIFF. CURRENT REG. CONST. BRIGHTNESS 4.5-190"	.25
RL-4403	RED DIFF. FULL FLOOD 190"	.15
GREEN	SPOT 190"	.18
CLEAR	POINT 190"	.15

LED S

DL10A	RFD CA .27" LHD	\$1.89
DL 707	RED CA .30" RHD	1.49
DL 507	RED CA .50" RHD	1.49
FND 359	RED CC .375" RHD	.89
DL 702	RED CC .30" LHD	1.39
NSN 74R	RED CC .30" RHD	1.49
DL 500	RED CC .50" RHD	1.49
MAN5	GREEN CA .27" LHD	1.39
MAN8	YELLOW CA .27" LHD	1.39
MAN82	YELLOW CA .3" LHD	1.89
MAN66	RED CA .6" LHD	2.19
DL747	RED CA .6" LHD	2.39

PRECISION RESISTOR KIT

METAL FILM, 1%, RN60
 TEMP COEF 50 ppm
 1/4 WATT, COLOR BANDED
 60 values, 2 resistors each
 supplied in a 15 drawer,
 60 compartment cabinet



SHIPPING CHARGE \$2.00

RESISTOR ASSORTMENT 12251

2 RESISTORS PER VALUE

10.5	100	499	1.65K	4.53K	7.50K	13.0K	22.1K	44.2K	80.6K
20.0	130	604	2.00K	5.11K	8.45K	14.0K	24.9K	48.7K	90.9K
30.1	162	750	2.49K	5.49K	9.09K	15.0K	27.4K	52.3K	100K
49.9	200	1.0K	3.01K	6.04K	10.0K	16.2K	30.1K	57.8K	117K
60.4	301	1.21K	3.48K	6.49K	11.0K	17.8K	34.0K	63.4K	140K
76.8	402	1.40K	4.02K	6.98K	12.1K	20.0K	40.2K	69.8K	464K

1702A 2 K ERAS PROM \$4.75

5738 CALC. CHIP 5 FUNCT WITH MEMORY \$2.95

IC BREADBOARD
 Accommodates 5 16 pin IC's, with additional interconnection holes. 1/16" phenolic with silver plated copper circuits. 2 5/16" x 6 9/16" \$1.80 ea.

SHIFT REGISTERS

2502	1024 bit MULT DYN 16 pin	\$2.95
2504	1024 bit MULT DYN 8 pin	2.95
2511	Tri-State Dual 50-100-200 bit	
STATIC	14 pin	2.95
2518	Hex 32-bit STATIC 16 pin	2.95
2519	Hex 40-bit STATIC 16 pin	2.95
2527	Dual 256 bit STATIC 8 pin	2.95
2532	Quad 80 bit STATIC 16 pin	3.95
5013	1024 bit accum. Dynamic 8 pin	1.75
5016	500/512 bit Dynamic 8 pin	1.59
MM5369	Divider mDIP	2.49
Crystal	3.58 MHZ color TV	1.75
Crystal	2.010 MHZ	3.95

Date sheets on request. Add 30¢ each if item is priced below \$1.00 each.

METAL FILM RESISTORS 1% CRA 1/4 RN60 TEMP COEF ± 50 ALL STANDARD DECADE VALUES FROM 10.5 OHM TO 464K OHM

QTY	PRICE EACH	MINIMUM PER VALUE	PRICE PER VALUE
0 - 10	\$.20	\$.15	
10 - 100	.20	.10	\$.09
100 - 1000		.10	.08
1000			

CARBON FILM RESISTORS 5%

1/4W — ALL STANDARD VALUES FROM .56 OHMS TO 5.6M OHMS
 1/2W — ALL STANDARD VALUES FROM 1 OHM TO 15M OHMS

QTY.	PRICE (each)	PRICE (Minimum 10 per value)
0-10	\$.10 ea	
10-100	\$.10 ea	\$.05 ea
100-1000		\$.04 ea

TANTALUM CAPACITORS

Solid dipped +20%

.1 mid	35V	\$.25	10 mid	16V	\$.40
.33 mid	35V	.25	18 mid	25V	.45
1 mid	35V	.25	15 mid	10V	.40
2.2 mid	20V	.25	15 mid	20V	.45
2.2 mid	35V	.30	22 mid	16V	.45
3.3 mid	35V	.30	33 mid	10V	.40
4.7 mid	16V	.30	47 mid	6V	.40
6.8 mid	6V	.30	56 mid	6V	.45
6.8 mid	50V	.40	150 mid	15V	.50

FREE CATALOG AVAILABLE ON REQUEST

Satisfaction guaranteed. Shipment will be made postage prepaid within 3 days from receipt of order. Payment may be made with personal check, charge card (include number and exp. date), or money order. Phone Orders — BoiA and McCard or C.O.D.

Add \$1.00 to cover shipping and handling if order is less than \$10.00. California residents add sales tax. Include shipping expense for orders shipped out of U.S. and Canada approx. 10% of order.

INTERNATIONAL ELECTRONICS UNLIMITED
 VILLAGE SQUARE, P.O. BOX 449 DEPT R
 CARMEL VALLEY, CA 93924 USA
 PHONE (408) 659-3171

JAIL BARS

I've got five jail bars on this Zenith 16Z7C19. I've had them before in the 20Y1C37, which was a bad horizontal blanking diode. This unit doesn't have this diode. The horizontal blanking transistor checks out OK with an ohmmeter. Any suggestions?—B.H., Modesto, CA.

This has to be caused by the fact that the ringing along the baseline of the horizontal pulse is getting through. In this chassis, the blanking is fed into the common-cathode circuit of the difference-amplifier stages (6MN8 tube), but the effect is the same. The transistor could be leaky, upsetting the bias and not clipping off the baseline. Try a new transistor and see if this doesn't help.

AUSTRALIAN MODIFICATION

Have I got a dog for you: a Sears 564-4005100/101 color set. It was purchased in the U.S. then taken to Australia, where it was modified. . . boy, was it modified!

First problem—no sound. I found a transistor circuit that had been used to replace an IC. Putting in a new IC and removing the oddball circuit took care of that. Now, there's no color unless someone makes a sound or talks! I get streaks of colors flashing through the picture. I checked the color board, which had really been modified. This little PC board, with quite a few transistors, diodes etc., hard-wired in, was in the demodulator and bandpass circuits.

Is there a difference between U.S. and

Australian standards? And what is this piggyback circuit for?—J. C., Ft. Worth, TX.

I have a strong suspicion that Australia is using PAL color standards. This system is based on the CCIR system, with a 5.5-MHz sound IF (which accounts for the gadget in the sound). The piggyback circuit should be a PAL color decoder. Your best bet is to take it out and rewire it according to the schematic.

DEFECTIVE TRANSISTOR

I had a problem with a Harman-Kardon 930 amplifier. It was pumping, and the speaker cones moved in and out quite a bit at about 1 Hz. I found the cause. Regulator transistor TR905 in the DC power supply was a manic depressive! The preamplifier supply goes through it, and it was acting up at the 1-Hz rate! This transistor checked out OK, of course, but a new one cleared up the problem. Figure that one out.

(Thanks very much to Danny Biando, Danny Biando Technical Services Co., San Jose, CA, for the hint.)

SERVICE DATA HINT

I can't find service data on a Bradford chassis No. 19C-D, model 79772. The service number is 1171B24. Please help.—E. McL., Lisbon, OH.

Just for luck, I checked the Sams Index. There was nothing listed under 19C-D, or the other number. However, quite by accident I found the 1171B24 number. In many cases, you can cross-reference these numbers to other names. The J. W. Miller Replacement Guide lists no less than 16 companies that have manufactured sets under the Bradford name. Sometimes you can check the schematic and photos for a make.

CB RADIO STATIC

This new CB radio has a problem. Above about 25 miles per hour, there is terrific static in the receiver. All the stock suppression devices have been installed—resistor spark plugs, alternator suppressors, etc. Nothing works. Any help will be appreciated.—D. B., Crittenden, KY.

This sounds like a classic problem I haven't experienced for a long time.

Try this: Run the car up to the speed at which you hear the noise, turn the engine off and kick it into neutral, letting the car coast. If you still hear the noise, but it diminishes or stops when you touch the brakes, the interference is caused by "wheel static." This static is heard when the wheel rotates and makes and breaks electrical contact with the car body. The tires then build up static charges.

Here's the cure: tape off the front wheel grease caps. Install a grounding spring, which is a small spiral spring that fits inside the cap and makes contact with the lathe center of the front spindle.



Seeking Original Japanese Replacement Parts for CB and Stereo Repair Use?

Original Japanese Transistors, FET, IC, Diodes
CHECK OUR LOW PRICES!

TRANSISTORS	2SA 816	70	2SC 403	59	2SC 871	59	2SC 1448	1.10	2SD 358	1.30	
2SA 49	59	2SA 818	1.40	2SC 430	1.10	2SC 877	2.65	2SC 1449	1.00	2SD 360	1.20
2SA 70	1.10	2SA 839	2.15	2SC 454	59	2SC 898	4.40	2SC 1451	1.60	2SD 382	1.40
2SA 101	59	2SA 841	59	2SC 458	59	2SC 900	59	2SC 1475	1.40	2SD 388	3.40
2SA 102	59	2SA 847	59	2SC 460	59	2SC 929	59	2SC 1478S	70	2SD 424	8.50
2SA 234	59	2SA 850	70	2SC 461	59	2SC 930	59	2SC 1509	1.10	2SD 427	2.80
2SA 342	90	2SA 872A	59	2SC 481	1.60	2SC 943	1.20	2SC 1584	8.50	2SD 525	1.60
2SA 353	70	2SA 908	11.00	2SC 482	1.50	2SC 945	59	2SC 1586	6.80	2SD 526	1.10
2SA 377	2.00	2SB 54	59	2SC 485	1.60	2SC 959	1.50	2SC 1624	1.30	2SD 555A	6.60
2SA 440	90	2SB 55	1.10	2SC 486	1.60	2SC 971	1.00	2SC 1626	1.10	2SD 610	1.90
2SA 483	3.00	2SB 75	59	2SC 493	3.90	2SC 983	1.00	2SC 1628	1.30		
2SA 484	2.50	2SB 77	59	2SC 495	1.00	2SC 984	90	2SC 1647	59		
2SA 485	2.00	2SB 186	59	2SC 497	1.60	2SC 1000BL	59	2SC 1669	1.60	FET	
2SA 489	1.60	2SB 187	59	2SC 509	90	2SC 1014	1.20	2SC 1674	59	2SK 19	1.60
2SA 495	70	2SB 202	1.60	2SC 517	3.95	2SC 1017	1.40	2SC 1675	59	2SK 30	90
2SA 496	1.10	2SB 220	70	2SC 535	70	2SC 1018	1.20	2SC 1678	2.25	2SK 34	1.10
2SA 497	1.60	2SB 303	59	2SC 536	59	2SC 1030C	2.80	2SC 1682	4.5	2SK 40	70
2SA 509	70	2SB 324	70	2SC 537	59	2SC 1047	70	2SC 1684	59	2SK 49	1.30
2SA 525	2.50	2SB 337	1.80	2SC 538A	70	2SC 1060	2.25	2SC 1708	59	2SK 55	1.30
2SA 537	2.25	2SB 367	1.50	2SC 562	2.15	2SC 1061	1.40	2SC 1721	2.00	2SK 68	1.30
2SA 539	70	2SB 368B	2.15	2SC 563	1.10	2SC 1080	4.40	2SC 1750	2.00	3SK 22	2.55
2SA 561	59	2SB 379	1.10	2SC 619	59	2SC 1096	1.00	2SC 1775	4.5	3SK 35	2.25
2SA 562	59	2SB 400	59	2SC 620	59	2SC 1111	3.40	2SC 1816	4.25	3SK 39	2.25
2SA 564A	59	2SB 405	70	2SC 632A	70	2SC 1115	3.40	2SC 1885	70	3SK 40	2.25
2SA 565	1.10	2SB 407	1.40	2SC 644	59	2SC 1116	4.40	2SC 1908	59	3SK 41	2.50
2SA 568	3.40	2SB 415	70	2SC 645	70	2SC 1166A	4.90	2SC 1909	4.40	3SK 45	2.50
2SA 606	1.90	2SB 434	1.20	2SC 650	1.30	2SC 1174	1.30	2SC 1951	1.10	MK 10	2.00
2SA 624	1.10	2SB 440	70	2SC 668	59	2SC 1162	1.10	2SC 1957	1.20		
2SA 627	3.60	2SB 463	1.50	2SC 680	2.80	2SC 1166	59	2SC 1969	4.90	IC	
2SA 628	59	2SB 471	1.60	2SC 684	1.40	2SC 1173	90	2SC 1973	1.10	AN 214Q	3.40
2SA 634	90	2SB 472	2.80	2SC 693B	59	2SC 1175	90	2SC 1975	4.40	AN 315	3.70
2SA 640	59	2SB 474	1.20	2SC 696	1.95	2SC 1177	14.00	2SC 2028	90	BA 511	3.40
2SA 643	70	2SB 492	1.00	2SC 708A	1.90	2SC 1189	1.40	2SC 2029	3.90	BA 521	3.70
2SA 659	59	2SB 507	1.60	2SC 710	59	2SC 1211D	70	2SC 2091	3.60	HA 1151	3.70
2SA 663	4.90	2SB 509	1.90	2SC 711	59	2SC 1213	70	2SC 2092	3.90	LA 4400	3.70
2SA 666	70	2SB 514	1.90	2SC 712	59	2SC 1222	4.5	2SC 2098	3.90	SN 7400	1.9
2SA 672	70	2SB 526C	1.30	2SC 717	59	2SC 1226	1.00	2SD 28	2.80	SN 7490	1.60
2SA 673	70	2SB 527	1.90	2SC 730	4.40	2SC 1237	4.25	2SD 75	1.10	TA 7061AP	1.90
2SA 678	70	2SB 528D	1.60	2SC 732	59	2SC 1239	3.50	2SD 90	1.60	TA 7062	1.90
2SA 683	70	2SB 536	1.60	2SC 733	59	2SC 1279	70	2SD 91	1.60	TA 7060P	1.60
2SA 684	70	2SB 539	4.90	2SC 734	59	2SC 1306	4.40	2SD 92	1.50	TA 7061AP	1.90
2SA 695	70	2SB 541	4.40	2SC 735	59	2SC 1307	4.90	2SD 118	3.00	TA 7205P	3.90
2SA 697	70	2SB 554	10.00	2SC 738	59	2SC 1312	59	2SD 130	1.20	TA 7310P	3.95
2SA 706	1.60	2SB 561B	70	2SC 756	2.80	2SC 1313G	59	2SD 142	2.00	UPC 592H2	1.60
2SA 715	1.40	2SB 564	90	2SC 763	59	2SC 1317	59	2SD 143	2.30	PLL 02A	8.80
2SA 719	70	2SB 595	1.90	2SC 773	70	2SC 1318	59	2SD 178	1.40		
2SA 720	70	2SB 600A	7.00	2SC 774	1.60	2SC 1327	59	2SD 180	2.50		
2SA 721	70	2SB 6183	59	2SC 776	2.65	2SC 1330	1.50	2SD 187	59	IS 84	1.00
2SA 725	59	2SC 184	59	2SC 778	3.60	2SC 1342	59	2SD 188	3.00	IS 188	.45
2SA 726	59	2SC 281	59	2SC 781	2.65	2SC 1344	59	2SD 205	1.40	IS 332	.45
2SA 733	59	2SC 284	59	2SC 783	3.64	2SC 1345D	59	2SD 217	4.40	IS 953	.45
2SA 740	2.60	2SC 367A	90	2SC 784	59	2SC 1359	59	2SD 223	1.90	IS 1007	.45
2SA 744	3.70	2SC 369	70	2SC 785	70	2SC 1360	1.00	2SD 224	1.90	IS 1209	.45
2SA 745R	4.40	2SC 371	59	2SC 789	1.00	2SC 1362	59	2SD 227	59	IS 1211	.45
2SA 747	5.80	2SC 372	59	2SC 793	2.80	2SC 1364	1.40	2SD 234	1.00	IS 1555	.32
2SA 750	59	2SC 373	59	2SC 799	3.60	2SC 1377	4.90	2SD 235	1.00	IS 1588	.32
2SA 756	3.40	2SC 374	59	2SC 815	59	2SC 1383	59	2SD 287	3.70	IS 1885	.45
2SA 758	5.80	2SC 380	59	2SC 828	59	2SC 1400	59	2SD 313	1.10	IS 2076	.45
2SA 774	59	2SC 381	59	2SC 829	59	2SC 1402	3.70	2SD 315	1.20	IS 2093	.45
2SA 777	1.10	2SC 382	59	2SC 838	59	2SC 1403	3.70	2SD 325	1.10	IS 2473	.45
2SA 798	70	2SC 387	59	2SC 839	59	2SC 1419	1.10	2SD 356D	1.10	IN 34	.25
2SA 814	1.90	2SC 394	59	2SC 870	59	2SC 1444	2.80	2SD 357D	1.00	IN 60	.25

PRICES MAY CHANGE WITHOUT NOTICE COD ORDERS WELCOMED

IMMEDIATE DELIVERY WITHIN 48 HOURS
ON ALL TRANSISTORS IN STOCK

Minimum order \$5.00 Ohio residents add 4% sales tax.
Add \$1.00 postage and handling. Quantity discount prices.

ASK FOR OUR COMPLETE PRICE LIST

MANUFACTURER INQUIRIES WELCOMED

All Parts Guaranteed Against Factory Defects

FUJISVEA ENTERPRISE

Dept. Radio Electronics

P.O. Box 40325

Cincinnati, OH 45240

(513)874-0220

874-0223

Digital Research Corporation

JUMBO LED READOUT ARRAY



\$1.95

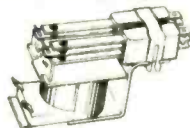
By Bowmar. .5 in. char. common cathode. Designed for use with multiplexed clock chips. Four digits in one pack.

LIMITED STOCK

HEAVY DUTY 115 VAC RELAY

By Guardian. Coil is 115 VAC 60 HZ. DPDT 10 AMP Contacts.

\$1.95 each



CABLE TIES

Most popular size. 3/4" over-all for a 1/4" bundle. Ty-wrap style. Nylon self-locking.

100 FOR \$1 \$8 FOR 1,000

FILTER CAP

Mini Size. Axial. 1,000 MFD 16 WVDC

4 FOR \$1

RED LED READOUT FILTER

Very handy. Can be used with our Calculator Displays.

2 1/4 x 1/2 In. **6 FOR \$1**

2708

IKX8 EPROMS

Prime new units from a major U.S. mfg. 650 N.S. access time. Equivalent to four 1702A's in one package!

\$15.75 each

MOTOROLA 7805R

VOLTAGE REGULATOR

Same as standard 7805 except 750 MA OUTPUT. TO-220. 5VDC OUTPUT.

\$.44 each 10 FOR \$3.95

RCA HOUSE #2N3772

NPN Power Transistor. 30 AMP. 150 W. VCEO-60. TO-3. Vastly outperforms 2N3055. Reg. List \$3.04

2 FOR \$1

OPCOA LED READOUT

SLA-1 Common Anode. .33 In. character size. The original high efficiency LED display.

\$.75 each 4 FOR \$2.50

TRANSFORMER

12 Vac. 600 MA. PRI-115 VAC 60 HZ. Perfect for clocks or power supplies.

Small Size. **\$1.95**

1 AMP RECTIFIERS

House Numbered. Factory marked units. All meet 200 PIV minimum. Many up to 1,000 PIV.

30 FOR \$1 Full Leads.

741C OP AMPS

MINI DIP. Prime New Units. Has computer MFG's house number.

12 FOR \$2 100 FOR \$15

DISC CAPACITORS

.1 MFD 16 V. P.C. Leads Most Popular Value! P.C. Leads. By Sprague.

20 FOR \$1

HEAVY DUTY Full Wave Bridge

25 AMP 50 PIV

\$1.25

TANTALUM CAPACITOR

1 MFD. 35 V. Kemet. Axial Lead. Best Value.

10 FOR \$1

TRANSISTOR

2N3566 - TO - 5 plastic NPN. VCEO-40 HFE 150 TO 600

10 FOR \$1 HIGH GAIN!

TERMS: ORDERS UNDER \$15 ADD \$.75. NO C.O.D. WE ACCEPT VISA, MASTER CHARGE AND AMERICAN EXPRESS CARDS. MONEY BACK GUARANTEE ON ALL ITEMS. TEXAS RESIDENTS ADD 5% SALES TAX.

Digital Research Corporation

(FORMERLY DRC)

WE PAY POSTAGE!

P. O. BOX 401247 • GARLAND, TEXAS 75040 • (214) 271-2461

UNIVERSAL 4K x 8 MEMORY BOARD KIT \$74.50 32/2102-1 fully buffered, 16 address lines, on board decoding for any 4 of 64 pages, standard 44 pin buss.	PRINTED CIRCUIT BOARD 4 1/2" x 6 1/2" SINGLE SIDED EPOXY BOARD 1 1/16" thick w/through holes \$60 ea 5/\$2.60 7 WATT LED 65 LASER DIODE IR \$8.95 2N 3820 P FET \$.45 2N 5457 N FET \$.45 2N2046 \$.45 ER 900 TRIGGER DIODES 4 \$1.00 2N 6028 PROG. UJT \$.65 MINIATURE MULTI-TURN TRIM POTS 100, 500, 1K, 2K, 5K, 10K, 25K, 50K, 100K, 200K, 500K 1 Meg. \$75 each. 3/\$2.00 CCO202-100 x 100 charge coupled device image sensor \$145.00	TRANSISTOR SPECIALS 2N3585 NPN S: TO 66 \$.95 2N3772 NPN S: TO 3 \$ 1.00 2N1546 PNP GE TO 3 \$.75 2N4908 PNP S: TO 3 \$ 1.00 2N6056 NPN S: TO 3 Darlington \$ 1.70 2N5086 PNP S: TO 92 4 \$ 1.00 2N4898 PNP TO 66 \$.60 2N4004 PNP GE TO 5 5 \$ 1.00 2N3919 NPN S: TO 3 RF \$ 1.50 MPSA 13 NPN S: TO 92 3 \$ 1.00 2N3767 NPN S: TO 66 5 \$.70 2N2222 NPN S: TO 18 5 \$.50 2N3055 NPN S: TO 3 \$.60 2N3904 NPN S: TO 92 5 \$ 1.00 2N3906 PNP S: TO 92 5 \$ 1.00 2N5296 NPN S: TO 220 5 \$.50 2N6109 PNP S: TO 220 5 \$.55 2N3638 PNP S: TO 5 5 \$ 1.00 2N6517 NPN TO 92 S: 3 \$ 1.00	Full Wave Bridges <table border="1"> <tr> <th>PRV</th> <th>2A</th> <th>6A</th> <th>25A</th> </tr> <tr> <td>100</td> <td></td> <td></td> <td>1.30</td> </tr> <tr> <td>200</td> <td>.75</td> <td>1.25</td> <td>2.00</td> </tr> <tr> <td>400</td> <td>.95</td> <td>1.50</td> <td>3.00</td> </tr> <tr> <td>600</td> <td>1.20</td> <td>1.75</td> <td>4.00</td> </tr> </table>	PRV	2A	6A	25A	100			1.30	200	.75	1.25	2.00	400	.95	1.50	3.00	600	1.20	1.75	4.00																																																																																																																																																																																																																																																																																																																																														
PRV	2A	6A	25A																																																																																																																																																																																																																																																																																																																																																																		
100			1.30																																																																																																																																																																																																																																																																																																																																																																		
200	.75	1.25	2.00																																																																																																																																																																																																																																																																																																																																																																		
400	.95	1.50	3.00																																																																																																																																																																																																																																																																																																																																																																		
600	1.20	1.75	4.00																																																																																																																																																																																																																																																																																																																																																																		
EXPANDABLE F8 CPU BOARD KIT \$99.00 featuring Fairbug PSU 1K-01 static ram, RS 232 interface, documentation, 64 BYTE register	VERIPAX PC BOARD This board is a 1 1/16" single sided paper epoxy board, 4 1/2" x 6 1/2" DRILLED and ETCHED which will hold up to 21 single 14 pin IC's or 8, 16, or LS1 DIP IC's with buses for board supply connectors. \$4.00 MV 5691 YELLOW-GREEN \$.90 BIPOAR LED \$.50 FP 100 PHOTO TRANS \$.50 RED, YELLOW, GREEN or AMBER LARGE LED's \$ 61.00 1LS (MCT-2) \$.75 1000/51.00 MOLEX PINS 1000/58.00 10 WATT ZENERS 3.9, 4.7, 5.6, 8.2, 12, 18, 22, 100, 150 or 200V ea. \$.60 1 WATT ZENERS 4.7, 5.6, 10, 12, 15, 18 or 22V ea. \$.25 MC6860 MODEM CHIP \$9.95	TTL IC SERIES <table border="1"> <tr> <td>7400</td><td>-16</td><td>7445</td><td>-65</td><td>74151</td><td>-65</td></tr> <tr> <td>7401</td><td>-16</td><td>7446</td><td>-70</td><td>74152</td><td>-65</td></tr> <tr> <td>7402</td><td>-16</td><td>7447</td><td>-65</td><td>74153</td><td>1.00</td></tr> <tr> <td>7403</td><td>-16</td><td>7448</td><td>-70</td><td>74155</td><td>.70</td></tr> <tr> <td>7404</td><td>-20</td><td>7450</td><td>-15</td><td>74157</td><td>.65</td></tr> <tr> <td>7405</td><td>-20</td><td>7472</td><td>-32</td><td>74161</td><td>.85</td></tr> <tr> <td>7406</td><td>-25</td><td>7473</td><td>-32</td><td>74163</td><td>.80</td></tr> <tr> <td>7407</td><td>-25</td><td>7474</td><td>-32</td><td>74164</td><td>.95</td></tr> <tr> <td>7408</td><td>-20</td><td>7475</td><td>-45</td><td>74165</td><td>1.05</td></tr> <tr> <td>7409</td><td>-20</td><td>7476</td><td>-30</td><td>74173</td><td>1.35</td></tr> <tr> <td>7410</td><td>-16</td><td>7480</td><td>-45</td><td>74174</td><td>.95</td></tr> <tr> <td>7411</td><td>-20</td><td>7483</td><td>-70</td><td>74175</td><td>.90</td></tr> <tr> <td>7412</td><td>-20</td><td>7485</td><td>-87</td><td>74176</td><td>.75</td></tr> <tr> <td>7413</td><td>-39</td><td>7486</td><td>-30</td><td>74177</td><td>.75</td></tr> <tr> <td>7414</td><td>-85</td><td>7489</td><td>1.85</td><td>74180</td><td>.65</td></tr> <tr> <td>7416</td><td>-25</td><td>7490</td><td>-45</td><td>74181</td><td>2.00</td></tr> <tr> <td>7417</td><td>-25</td><td>7491</td><td>-65</td><td>74190</td><td>1.20</td></tr> <tr> <td>7420</td><td>-16</td><td>7492</td><td>-43</td><td>74191</td><td>1.20</td></tr> <tr> <td>7425</td><td>-25</td><td>7493</td><td>-45</td><td>74192</td><td>.83</td></tr> <tr> <td>7426</td><td>-25</td><td>7494</td><td>-70</td><td>74193</td><td>.83</td></tr> <tr> <td>7427</td><td>-25</td><td>7495</td><td>-65</td><td>74194</td><td>.85</td></tr> <tr> <td>7430</td><td>-16</td><td>7496</td><td>-65</td><td>74195</td><td>.85</td></tr> <tr> <td>7432</td><td>-25</td><td>74107</td><td>28</td><td>74257</td><td>.86</td></tr> <tr> <td>7437</td><td>-24</td><td>74121</td><td>33</td><td>74279</td><td>.87</td></tr> <tr> <td>7438</td><td>-24</td><td>74123</td><td>65</td><td>75450</td><td>.50</td></tr> <tr> <td>7440</td><td>-16</td><td>74125</td><td>40</td><td>75492</td><td>.50</td></tr> <tr> <td>7441</td><td>-70</td><td>74126</td><td>40</td><td></td><td></td></tr> <tr> <td>7442</td><td>52</td><td>74150</td><td>-1.10</td><td></td><td></td></tr> </table>	7400	-16	7445	-65	74151	-65	7401	-16	7446	-70	74152	-65	7402	-16	7447	-65	74153	1.00	7403	-16	7448	-70	74155	.70	7404	-20	7450	-15	74157	.65	7405	-20	7472	-32	74161	.85	7406	-25	7473	-32	74163	.80	7407	-25	7474	-32	74164	.95	7408	-20	7475	-45	74165	1.05	7409	-20	7476	-30	74173	1.35	7410	-16	7480	-45	74174	.95	7411	-20	7483	-70	74175	.90	7412	-20	7485	-87	74176	.75	7413	-39	7486	-30	74177	.75	7414	-85	7489	1.85	74180	.65	7416	-25	7490	-45	74181	2.00	7417	-25	7491	-65	74190	1.20	7420	-16	7492	-43	74191	1.20	7425	-25	7493	-45	74192	.83	7426	-25	7494	-70	74193	.83	7427	-25	7495	-65	74194	.85	7430	-16	7496	-65	74195	.85	7432	-25	74107	28	74257	.86	7437	-24	74121	33	74279	.87	7438	-24	74123	65	75450	.50	7440	-16	74125	40	75492	.50	7441	-70	74126	40			7442	52	74150	-1.10			SANKEN AUDIO POWER AMPS S: 1019 G 10 WATTS \$ 7.95 S: 1020 G 20 WATTS \$15.95 S: 1050 G 50 WATTS \$27.95																																																																																																																																																																																										
7400	-16	7445	-65	74151	-65																																																																																																																																																																																																																																																																																																																																																																
7401	-16	7446	-70	74152	-65																																																																																																																																																																																																																																																																																																																																																																
7402	-16	7447	-65	74153	1.00																																																																																																																																																																																																																																																																																																																																																																
7403	-16	7448	-70	74155	.70																																																																																																																																																																																																																																																																																																																																																																
7404	-20	7450	-15	74157	.65																																																																																																																																																																																																																																																																																																																																																																
7405	-20	7472	-32	74161	.85																																																																																																																																																																																																																																																																																																																																																																
7406	-25	7473	-32	74163	.80																																																																																																																																																																																																																																																																																																																																																																
7407	-25	7474	-32	74164	.95																																																																																																																																																																																																																																																																																																																																																																
7408	-20	7475	-45	74165	1.05																																																																																																																																																																																																																																																																																																																																																																
7409	-20	7476	-30	74173	1.35																																																																																																																																																																																																																																																																																																																																																																
7410	-16	7480	-45	74174	.95																																																																																																																																																																																																																																																																																																																																																																
7411	-20	7483	-70	74175	.90																																																																																																																																																																																																																																																																																																																																																																
7412	-20	7485	-87	74176	.75																																																																																																																																																																																																																																																																																																																																																																
7413	-39	7486	-30	74177	.75																																																																																																																																																																																																																																																																																																																																																																
7414	-85	7489	1.85	74180	.65																																																																																																																																																																																																																																																																																																																																																																
7416	-25	7490	-45	74181	2.00																																																																																																																																																																																																																																																																																																																																																																
7417	-25	7491	-65	74190	1.20																																																																																																																																																																																																																																																																																																																																																																
7420	-16	7492	-43	74191	1.20																																																																																																																																																																																																																																																																																																																																																																
7425	-25	7493	-45	74192	.83																																																																																																																																																																																																																																																																																																																																																																
7426	-25	7494	-70	74193	.83																																																																																																																																																																																																																																																																																																																																																																
7427	-25	7495	-65	74194	.85																																																																																																																																																																																																																																																																																																																																																																
7430	-16	7496	-65	74195	.85																																																																																																																																																																																																																																																																																																																																																																
7432	-25	74107	28	74257	.86																																																																																																																																																																																																																																																																																																																																																																
7437	-24	74121	33	74279	.87																																																																																																																																																																																																																																																																																																																																																																
7438	-24	74123	65	75450	.50																																																																																																																																																																																																																																																																																																																																																																
7440	-16	74125	40	75492	.50																																																																																																																																																																																																																																																																																																																																																																
7441	-70	74126	40																																																																																																																																																																																																																																																																																																																																																																		
7442	52	74150	-1.10																																																																																																																																																																																																																																																																																																																																																																		
C/MOS (DIODE CLAMPED) <table border="1"> <tr> <td>74C10</td><td>-22</td><td>4012</td><td>-22</td><td>4023</td><td>-22</td><td>4046</td><td>-2.25</td></tr> <tr> <td>74C193</td><td>-1.50</td><td>4013</td><td>-40</td><td>4024</td><td>-75</td><td>4049</td><td>-40</td></tr> <tr> <td>4001</td><td>-22</td><td>4015</td><td>-95</td><td>4025</td><td>-22</td><td>4050</td><td>-40</td></tr> <tr> <td>4002</td><td>-22</td><td>4016</td><td>-40</td><td>4027</td><td>-40</td><td>4055</td><td>-1.50</td></tr> <tr> <td>4006</td><td>-1.20</td><td>4017</td><td>-1.05</td><td>4028</td><td>-88</td><td>4065</td><td>-80</td></tr> <tr> <td>4007</td><td>-22</td><td>4018</td><td>-1.00</td><td>4029</td><td>-1.10</td><td>4071</td><td>-27</td></tr> <tr> <td>4009</td><td>-42</td><td>4019</td><td>-25</td><td>4030</td><td>-22</td><td>4076</td><td>-1.05</td></tr> <tr> <td>4010</td><td>-42</td><td>4020</td><td>1.05</td><td>4035</td><td>1.10</td><td></td><td></td></tr> <tr> <td>4011</td><td>-22</td><td>4022</td><td>-95</td><td>4042</td><td>-78</td><td></td><td></td></tr> </table>	74C10	-22	4012	-22	4023	-22	4046	-2.25	74C193	-1.50	4013	-40	4024	-75	4049	-40	4001	-22	4015	-95	4025	-22	4050	-40	4002	-22	4016	-40	4027	-40	4055	-1.50	4006	-1.20	4017	-1.05	4028	-88	4065	-80	4007	-22	4018	-1.00	4029	-1.10	4071	-27	4009	-42	4019	-25	4030	-22	4076	-1.05	4010	-42	4020	1.05	4035	1.10			4011	-22	4022	-95	4042	-78			SILICON Power Rectifiers <table border="1"> <tr> <td>PRV</td> <td>1A</td> <td>3A</td> <td>12A</td> <td>30A</td> <td>125A</td> </tr> <tr> <td>100</td> <td>06</td> <td>14</td> <td>30</td> <td>80</td> <td>3.70</td> </tr> <tr> <td>200</td> <td>07</td> <td>20</td> <td>35</td> <td>1.15</td> <td>4.25</td> </tr> <tr> <td>400</td> <td>09</td> <td>25</td> <td>50</td> <td>1.40</td> <td>6.50</td> </tr> <tr> <td>600</td> <td>11</td> <td>30</td> <td>70</td> <td>1.80</td> <td>8.50</td> </tr> <tr> <td>800</td> <td>15</td> <td>35</td> <td>90</td> <td>2.30</td> <td>10.50</td> </tr> <tr> <td>1000</td> <td>20</td> <td>45</td> <td>1.10</td> <td>2.75</td> <td>12.50</td> </tr> </table>	PRV	1A	3A	12A	30A	125A	100	06	14	30	80	3.70	200	07	20	35	1.15	4.25	400	09	25	50	1.40	6.50	600	11	30	70	1.80	8.50	800	15	35	90	2.30	10.50	1000	20	45	1.10	2.75	12.50	TANTALUM CAPACITORS <table border="1"> <tr> <td>22UF 35V 5.1 00</td> <td>100UF 10V .5</td> <td>25</td> </tr> <tr> <td>47UF 35V 5.1 00</td> <td>22UF 20V 5</td> <td>40</td> </tr> <tr> <td>68UF 35V 5.1 00</td> <td>15UF 35V 1/2</td> <td>\$1.00</td> </tr> <tr> <td>1UF 35V 5.1 00</td> <td>300F 6V 1/2</td> <td>\$1.00</td> </tr> <tr> <td>2.2 UF 20V5 5.1 00</td> <td>33UF 10V 1/2</td> <td>.40</td> </tr> <tr> <td>3.3UF 35V 4.5 00</td> <td>47UF 20V 5</td> <td>.35</td> </tr> <tr> <td>4.7UF 15V 5.1 00</td> <td>68UF 15V 1/2</td> <td>.50</td> </tr> <tr> <td>6.8UF 35V 4.5 00</td> <td></td> <td></td> </tr> </table>	22UF 35V 5.1 00	100UF 10V .5	25	47UF 35V 5.1 00	22UF 20V 5	40	68UF 35V 5.1 00	15UF 35V 1/2	\$1.00	1UF 35V 5.1 00	300F 6V 1/2	\$1.00	2.2 UF 20V5 5.1 00	33UF 10V 1/2	.40	3.3UF 35V 4.5 00	47UF 20V 5	.35	4.7UF 15V 5.1 00	68UF 15V 1/2	.50	6.8UF 35V 4.5 00			74LS SERIES <table border="1"> <tr> <td>74LS00</td><td>26</td><td>74LS125</td><td>65</td><td>LM749</td><td>75</td></tr> <tr> <td>74LS02</td><td>26</td><td>74LS132</td><td>80</td><td>LM 201</td><td>748 29</td></tr> <tr> <td>74LS03</td><td>26</td><td>74LS136</td><td>39</td><td>LM 07</td><td>-30</td></tr> <tr> <td>74LS04</td><td>26</td><td>74LS138</td><td>72</td><td>LM 208</td><td>75</td></tr> <tr> <td>74LS05</td><td>28</td><td>74LS139</td><td>72</td><td>LM 11</td><td>75</td></tr> <tr> <td>74LS08</td><td>28</td><td>74LS151</td><td>98</td><td>LM 18</td><td>120</td></tr> <tr> <td>74LS09</td><td>28</td><td>74LS153</td><td>98</td><td>LM 19</td><td>95</td></tr> <tr> <td>74LS10</td><td>26</td><td>74LS155</td><td>200</td><td>LM 24</td><td>105</td></tr> <tr> <td>74LS11</td><td>26</td><td>74LS156</td><td>95</td><td>LM 209</td><td>110</td></tr> <tr> <td>74LS13</td><td>50</td><td>74LS157</td><td>98</td><td>LM 28</td><td>140</td></tr> <tr> <td>74LS15</td><td>28</td><td>74LS160</td><td>102</td><td>LM 70</td><td>115</td></tr> <tr> <td>74LS20</td><td>26</td><td>74LS161</td><td>102</td><td>LM 77</td><td>250</td></tr> <tr> <td>74LS21</td><td>26</td><td>74LS162</td><td>102</td><td>LM 80</td><td>95</td></tr> <tr> <td>74LS22</td><td>26</td><td>74LS163</td><td>102</td><td>LM 81</td><td>125</td></tr> <tr> <td>74LS26</td><td>33</td><td>74LS168</td><td>110</td><td>LM 82</td><td>125</td></tr> <tr> <td>74LS27</td><td>33</td><td>74LS169</td><td>110</td><td>LM 837</td><td>250</td></tr> <tr> <td>74LS30</td><td>26</td><td>74LS170</td><td>112</td><td>LM 853</td><td>250</td></tr> <tr> <td>74LS32</td><td>33</td><td>74LS173</td><td>139</td><td>LM 865</td><td>44</td></tr> <tr> <td>74LS37</td><td>37</td><td>74LS174</td><td>105</td><td>LM 866</td><td>85</td></tr> <tr> <td>74LS38</td><td>37</td><td>74LS175</td><td>122</td><td>LM 867</td><td>-75</td></tr> <tr> <td>74LS40</td><td>26</td><td>74LS192</td><td>150</td><td>LM 868</td><td>200</td></tr> <tr> <td>74LS42</td><td>88</td><td>74LS191</td><td>150</td><td>56</td><td>95</td></tr> <tr> <td>74LS47</td><td>79</td><td>74LS192</td><td>175</td><td>56</td><td>125</td></tr> <tr> <td>74LS51</td><td>76</td><td>74LS193</td><td>175</td><td>56</td><td>130</td></tr> <tr> <td>74LS54</td><td>26</td><td>74LS195</td><td>175</td><td>70</td><td>90</td></tr> <tr> <td>74LS90</td><td>95</td><td>74LS196</td><td>-99</td><td>70</td><td>25</td></tr> <tr> <td>74LS73</td><td>40</td><td>74LS197</td><td>99</td><td>71</td><td>35</td></tr> <tr> <td>74LS74</td><td>26</td><td>74LS221</td><td>128</td><td>74 or V</td><td>65</td></tr> <tr> <td>74LS76</td><td>40</td><td>74LS257</td><td>150</td><td>56</td><td>95</td></tr> <tr> <td>74LS90</td><td>89</td><td>74LS258</td><td>138</td><td>LM 1310</td><td>250</td></tr> <tr> <td>74LS92</td><td>85</td><td>74LS279</td><td>175</td><td>56</td><td>95</td></tr> <tr> <td>74LS93</td><td>85</td><td>74LS365</td><td>86</td><td>140</td><td>50</td></tr> <tr> <td>74LS109</td><td>43</td><td>74LS366</td><td>110</td><td>LM 816</td><td>75</td></tr> <tr> <td>74LS117</td><td>43</td><td>74LS367</td><td>66</td><td>390</td><td>49</td></tr> <tr> <td>74LS113</td><td>43</td><td>74LS368</td><td>66</td><td>80 MC</td><td>3.9C</td></tr> <tr> <td>74LS114</td><td>43</td><td>74LS390</td><td>195</td><td>UT 9195</td><td>1.9C</td></tr> </table>	74LS00	26	74LS125	65	LM749	75	74LS02	26	74LS132	80	LM 201	748 29	74LS03	26	74LS136	39	LM 07	-30	74LS04	26	74LS138	72	LM 208	75	74LS05	28	74LS139	72	LM 11	75	74LS08	28	74LS151	98	LM 18	120	74LS09	28	74LS153	98	LM 19	95	74LS10	26	74LS155	200	LM 24	105	74LS11	26	74LS156	95	LM 209	110	74LS13	50	74LS157	98	LM 28	140	74LS15	28	74LS160	102	LM 70	115	74LS20	26	74LS161	102	LM 77	250	74LS21	26	74LS162	102	LM 80	95	74LS22	26	74LS163	102	LM 81	125	74LS26	33	74LS168	110	LM 82	125	74LS27	33	74LS169	110	LM 837	250	74LS30	26	74LS170	112	LM 853	250	74LS32	33	74LS173	139	LM 865	44	74LS37	37	74LS174	105	LM 866	85	74LS38	37	74LS175	122	LM 867	-75	74LS40	26	74LS192	150	LM 868	200	74LS42	88	74LS191	150	56	95	74LS47	79	74LS192	175	56	125	74LS51	76	74LS193	175	56	130	74LS54	26	74LS195	175	70	90	74LS90	95	74LS196	-99	70	25	74LS73	40	74LS197	99	71	35	74LS74	26	74LS221	128	74 or V	65	74LS76	40	74LS257	150	56	95	74LS90	89	74LS258	138	LM 1310	250	74LS92	85	74LS279	175	56	95	74LS93	85	74LS365	86	140	50	74LS109	43	74LS366	110	LM 816	75	74LS117	43	74LS367	66	390	49	74LS113	43	74LS368	66	80 MC	3.9C	74LS114	43	74LS390	195	UT 9195	1.9C
74C10	-22	4012	-22	4023	-22	4046	-2.25																																																																																																																																																																																																																																																																																																																																																														
74C193	-1.50	4013	-40	4024	-75	4049	-40																																																																																																																																																																																																																																																																																																																																																														
4001	-22	4015	-95	4025	-22	4050	-40																																																																																																																																																																																																																																																																																																																																																														
4002	-22	4016	-40	4027	-40	4055	-1.50																																																																																																																																																																																																																																																																																																																																																														
4006	-1.20	4017	-1.05	4028	-88	4065	-80																																																																																																																																																																																																																																																																																																																																																														
4007	-22	4018	-1.00	4029	-1.10	4071	-27																																																																																																																																																																																																																																																																																																																																																														
4009	-42	4019	-25	4030	-22	4076	-1.05																																																																																																																																																																																																																																																																																																																																																														
4010	-42	4020	1.05	4035	1.10																																																																																																																																																																																																																																																																																																																																																																
4011	-22	4022	-95	4042	-78																																																																																																																																																																																																																																																																																																																																																																
PRV	1A	3A	12A	30A	125A																																																																																																																																																																																																																																																																																																																																																																
100	06	14	30	80	3.70																																																																																																																																																																																																																																																																																																																																																																
200	07	20	35	1.15	4.25																																																																																																																																																																																																																																																																																																																																																																
400	09	25	50	1.40	6.50																																																																																																																																																																																																																																																																																																																																																																
600	11	30	70	1.80	8.50																																																																																																																																																																																																																																																																																																																																																																
800	15	35	90	2.30	10.50																																																																																																																																																																																																																																																																																																																																																																
1000	20	45	1.10	2.75	12.50																																																																																																																																																																																																																																																																																																																																																																
22UF 35V 5.1 00	100UF 10V .5	25																																																																																																																																																																																																																																																																																																																																																																			
47UF 35V 5.1 00	22UF 20V 5	40																																																																																																																																																																																																																																																																																																																																																																			
68UF 35V 5.1 00	15UF 35V 1/2	\$1.00																																																																																																																																																																																																																																																																																																																																																																			
1UF 35V 5.1 00	300F 6V 1/2	\$1.00																																																																																																																																																																																																																																																																																																																																																																			
2.2 UF 20V5 5.1 00	33UF 10V 1/2	.40																																																																																																																																																																																																																																																																																																																																																																			
3.3UF 35V 4.5 00	47UF 20V 5	.35																																																																																																																																																																																																																																																																																																																																																																			
4.7UF 15V 5.1 00	68UF 15V 1/2	.50																																																																																																																																																																																																																																																																																																																																																																			
6.8UF 35V 4.5 00																																																																																																																																																																																																																																																																																																																																																																					
74LS00	26	74LS125	65	LM749	75																																																																																																																																																																																																																																																																																																																																																																
74LS02	26	74LS132	80	LM 201	748 29																																																																																																																																																																																																																																																																																																																																																																
74LS03	26	74LS136	39	LM 07	-30																																																																																																																																																																																																																																																																																																																																																																
74LS04	26	74LS138	72	LM 208	75																																																																																																																																																																																																																																																																																																																																																																
74LS05	28	74LS139	72	LM 11	75																																																																																																																																																																																																																																																																																																																																																																
74LS08	28	74LS151	98	LM 18	120																																																																																																																																																																																																																																																																																																																																																																
74LS09	28	74LS153	98	LM 19	95																																																																																																																																																																																																																																																																																																																																																																
74LS10	26	74LS155	200	LM 24	105																																																																																																																																																																																																																																																																																																																																																																
74LS11	26	74LS156	95	LM 209	110																																																																																																																																																																																																																																																																																																																																																																
74LS13	50	74LS157	98	LM 28	140																																																																																																																																																																																																																																																																																																																																																																
74LS15	28	74LS160	102	LM 70	115																																																																																																																																																																																																																																																																																																																																																																
74LS20	26	74LS161	102	LM 77	250																																																																																																																																																																																																																																																																																																																																																																
74LS21	26	74LS162	102	LM 80	95																																																																																																																																																																																																																																																																																																																																																																
74LS22	26	74LS163	102	LM 81	125																																																																																																																																																																																																																																																																																																																																																																
74LS26	33	74LS168	110	LM 82	125																																																																																																																																																																																																																																																																																																																																																																
74LS27	33	74LS169	110	LM 837	250																																																																																																																																																																																																																																																																																																																																																																
74LS30	26	74LS170	112	LM 853	250																																																																																																																																																																																																																																																																																																																																																																
74LS32	33	74LS173	139	LM 865	44																																																																																																																																																																																																																																																																																																																																																																
74LS37	37	74LS174	105	LM 866	85																																																																																																																																																																																																																																																																																																																																																																
74LS38	37	74LS175	122	LM 867	-75																																																																																																																																																																																																																																																																																																																																																																
74LS40	26	74LS192	150	LM 868	200																																																																																																																																																																																																																																																																																																																																																																
74LS42	88	74LS191	150	56	95																																																																																																																																																																																																																																																																																																																																																																
74LS47	79	74LS192	175	56	125																																																																																																																																																																																																																																																																																																																																																																
74LS51	76	74LS193	175	56	130																																																																																																																																																																																																																																																																																																																																																																
74LS54	26	74LS195	175	70	90																																																																																																																																																																																																																																																																																																																																																																
74LS90	95	74LS196	-99	70	25																																																																																																																																																																																																																																																																																																																																																																
74LS73	40	74LS197	99	71	35																																																																																																																																																																																																																																																																																																																																																																
74LS74	26	74LS221	128	74 or V	65																																																																																																																																																																																																																																																																																																																																																																
74LS76	40	74LS257	150	56	95																																																																																																																																																																																																																																																																																																																																																																
74LS90	89	74LS258	138	LM 1310	250																																																																																																																																																																																																																																																																																																																																																																
74LS92	85	74LS279	175	56	95																																																																																																																																																																																																																																																																																																																																																																
74LS93	85	74LS365	86	140	50																																																																																																																																																																																																																																																																																																																																																																
74LS109	43	74LS366	110	LM 816	75																																																																																																																																																																																																																																																																																																																																																																
74LS117	43	74LS367	66	390	49																																																																																																																																																																																																																																																																																																																																																																
74LS113	43	74LS368	66	80 MC	3.9C																																																																																																																																																																																																																																																																																																																																																																
74LS114	43	74LS390	195	UT 9195	1.9C																																																																																																																																																																																																																																																																																																																																																																
WSU-30 Hand wire wrap tool used to wrap, unwrap & strip #30 wire \$5.30 #24, EIGHT CONDUCTOR SPECTRA FEA CABLE 10' \$1.50 100' \$13.50 DIP SOCKETS 8 PIN - 22 24 PIN - 40 14 PIN - 25 28 PIN - 50 16 PIN - 28 40 PIN - 60 18 PIN - 30 #30 WIRE WRAP WIRE SINGLE STRAND 100' \$1.40	SILICON SOLAR CELLS 2 1/4" diameter 4V at 500 ma. \$4.00 REGULATORS 309K \$.95 340K 5, 12, 15 \$.85 723 \$.50 or 24V \$.85 LM 376 \$.60 340T-5, 6, 8, 12 \$ 1.10 320K 5 or 15V \$1.40 15, 18 or 24V \$1.10 320T 5, 15 78 MG \$1.35 or 24V \$1.15 79 MG \$1.35	M7001 ALARM CLOCK CHIP \$5.75 MINIATURE DIP SWITCHES MGA 651A 7 - 9 upper & lower case character set \$10.75 CTS-206-8 Eight SPST switches in a 16 pin dip package \$2.20 5.5V SPST Miniature reed relay, normally open, 330 Ohm coil resistance \$75 352.00	TRIACS <table border="1"> <tr> <th>PRV</th> <th>1A</th> <th>10A</th> <th>25A</th> <th>1.5A</th> <th>5A</th> <th>35A</th> </tr> <tr> <td>100</td> <td>40</td> <td>70</td> <td>1.30</td> <td>4</td> <td>50</td> <td>1.20</td> </tr> <tr> <td>200</td> <td>70</td> <td>110</td> <td>1.75</td> <td>6</td> <td>70</td> <td>1.60</td> </tr> <tr> <td>400</td> <td>110</td> <td>160</td> <td>2.60</td> <td>10</td> <td>100</td> <td>2.20</td> </tr> <tr> <td>600</td> <td>170</td> <td>230</td> <td>3.60</td> <td>15</td> <td>150</td> <td>3.00</td> </tr> </table>	PRV	1A	10A	25A	1.5A	5A	35A	100	40	70	1.30	4	50	1.20	200	70	110	1.75	6	70	1.60	400	110	160	2.60	10	100	2.20	600	170	230	3.60	15	150	3.00																																																																																																																																																																																																																																																																																																																															
PRV	1A	10A	25A	1.5A	5A	35A																																																																																																																																																																																																																																																																																																																																																															
100	40	70	1.30	4	50	1.20																																																																																																																																																																																																																																																																																																																																																															
200	70	110	1.75	6	70	1.60																																																																																																																																																																																																																																																																																																																																																															
400	110	160	2.60	10	100	2.20																																																																																																																																																																																																																																																																																																																																																															
600	170	230	3.60	15	150	3.00																																																																																																																																																																																																																																																																																																																																																															
LED READOUTS FND 359 C.C. 4" \$ 50 DL 704 3" C.C. \$ 95 FND 70 C.C. 4" \$ 55 MAN 7 3" C.A. \$ 95 FND 503 C.C. 5" \$ 85 NS 33 3 dig array \$ 75 FND 510 C.A. 5" \$ 85 DL 747 C.A. 6" \$ 195	CONNECTORS RS232 DB 25P male \$2.95 DB 25S female \$3.50	ALCO MINIATURE TOGGLE SWITCHES MTA 10E SPDT \$1.20 MTA 206 DPDT \$1.70	WE SHIP OVER 85% OF OUR ORDERS THE DAY WE RECEIVE THEM																																																																																																																																																																																																																																																																																																																																																																		

Terms: FOB Cambridge, Mass. Send 25¢ for our catalog featuring Transistors and Rectifiers
 Send Check or Money Order. Include Postage. Minimum Order \$5.00. COD \$20.00
 145 Hampshire St., Cambridge, Mass.



SOLID STATE SALES
 P.O. BOX 74D
 SOMERVILLE, MASS. 02143 TEL. (617) 547-4005

CIRCLE 38 ON FREE INFORMATION CARD

www.americanradiohistory.com

DECEMBER 1977

NOW-THE ULTIMATE RAM BOARD 32K FOR \$475.00

MEMORY CAPACITY
MEMORY ADDRESSING
MEMORY WRITE
PROTECTION

8K, 16K, 24K, 32K using Mostek MK4115 with 8K boundaries and protection. Utilizes DIP switches. PC board comes with sockets for 32K operation. Orders now being accepted allow 6 to 8 weeks for delivery.

Available the 1st quarter of 1978: 16K, 32K, 48K, 64K using Mostek 4116 with 16K boundaries and protection.

Buy an S100 compatible 8K Ram Board and upgrade the same board to a maximum of 32K* in steps of 8K at your option by merely purchasing more ram chips from S.D. Sales! At a guaranteed price - Look at the features we have built into the board.

PRICES START AT \$151. FOR 8K RAM KIT
Add \$108.00 for each additional 8K Ram

Board fully assembled and tested for \$50. extra.

8K FOR \$151.00

INTERFACE CAPABILITY
Control, data and address inputs
utilizes low power Schottky
devices.

POWER REQUIREMENTS
+8VDC 400MA DC
+18VDC 400MA DC
-18VDC 30MA DC
on board regulation is provided.
On board (invisible) refresh is
provided with no wait states or
cycle steering required.
MEMORY ACCESS TIME
IS 375ns.
Memory Cycle Time is 500ns.

8K LOW POWER RAM - \$159.95

Imsai - Altair - S-100 Buss compatible, uses low power static 21L02-500ns fully buffered on board regulated, quality plated through PC board, including solder mask. 8 pos. dip switches for address select. Fully assembled and tested. Not a kit.

4K LOW POWER RAM KIT

Fully Buffered - on board regulated - reduced power consumption utilizing low power 21L02 - 1 500ns RAMS - Sockets provided for all IC's. Quality plated through PC board. *Add \$10. for 250ns RAM operation

The Whole Works-\$79.95

MUSICAL HORN

One tune supplied with each kit. Additional tunes - \$6.95 each. Special tunes available. Standard tunes now available:
-Dixie - Eyes of Texas - On Wisconsin - Yankee Doodle Dandy - Notre Dame - Pink Panther - Aggie War Song - Anchors Away - Never on Sunday - Yellow Rose of Texas - Deep in the Heart of Texas - Boomer Sooner - Bridge over River Kwai - CAR & BOAT KIT HOME KIT

\$34.95 \$26.90

Z-80 CPU BOARD KIT - Complete Kit \$139.

CHECK THE ADVANCED FEATURES OF OUR Z-80 CPU BOARD:
Expanded set of 158 instructions, 8080A software capability, operation from a single 5VDC power supply; always stops on an M1 state, true sync generated on card (a real plus feature!), dynamic refresh and NMI available, either 2MHZ or 4MHZ operation, quality double sided plated through PC board, parts plus sockets priced for all IC's. *Add \$10. extra for Z-80A chip which allows 4MHZ operation. Z-80 chip with Manual - \$39.95



Jumbo LED Clock Kit - \$16.95

FEATURES:

- A. Bowmar Jumbo, 5 inch LED array.
 - B. MOSTEK - 50250 - Super clock chip.
 - C. On board precision crystal time base.
 - D. 12 or 24 hour Real Time format.
 - E. Perfect for cars, boats, vans, etc.
 - F. PC board and all parts (less case) inc.
- Alarm option - \$1.50
AC XFMR - \$1.50



Bowmar 4 Digit LED Readout Array

4 JUMBO .50" DIGITS ON ONE STICK!
WITH COLONS & AM/PM INDICATOR
\$3.95

Full 1/2" Litronix Jumbo Dual Digit LED Displays

DL 722 - C.C.
DL 721 - C.A.
99c

DL 728 - C.C.
DL 727 - C.A.
\$1.29

DIGITAL LED READOUT THERMOMETER - \$29.95

Features: Litronix dual 1/2" displays. Uses silicoaix single chip CMOS A/D converter. Kit includes all necessary parts (except case); AC line cord and power supply included.



6 DIGIT ALARM CLOCK KIT

Features: Litronix dual 1/2" displays, Mostek 50250 super clock chip, single I.C. segment driver, SCR digit drivers. Greatly simplified construction. More reliable and easier to build. Kit includes all necessary parts (except case). P.C. board and Xfmr optional. Eliminate the hassle - avoid the 5314! Do not confuse with Non-Alarm kits sold by our competition! \$12.95/kit
AC XFMR - \$1.50

5 Digit Countdown Utility- Darkroom Timer Kit - \$44.95

Features: Large LED 1/2" displays, crystal controlled Mostek 50397 counter display driver, set timer at 0.1 second precision from 0.1 second to 59.99 seconds, 5A 115V relay included to control photographic enlarger, sun lamp, appliances, TV, or other equipment, operates on 115V AC, displays can be turned off for total darkness applications, simple push button operation, use in kitchen, school, office or laboratory. All necessary parts included. Special design case \$3.75

6 Digit General Purpose or Computer Timer Kit - \$29.95

Features: Large LED 1/2" displays, Mostek 50397 counter display/driver, counts up to 59 minutes, 59.99 seconds with crystal controlled 1/100 second accuracy, operates on 115V AC or 12V DC supply. Use it to time telephone calls, athletic events, practice time, school and laboratory demonstrations, experiments, chess games, etc. Time computer functions in real time such as run times on programs, sub routines and other computer controlled events. Requires two output channels for start/stop and clear controls. All necessary parts included. Special design case \$3.75

RAM's

21L02 - 500NS	8/11.50
21L02 - 250NS	8/15.95
2114 - 4K	14.95
1101A - 256	8/\$4.00
1103 - 1K	.99
MK 4115 - 8K	19.45
74S 200 - 256	3.95

Low Cost Cassette Interface Kit \$14.95

Features: K.C. standrad 2400/1200 Hz, 300 Baud, TTL, I/O compatible, face lock loop, 22 pin connector. Feeds serial data via microprocessors I/O ports and from cassette tape recorder. \$14.95



Microprocessor Support Chips

8212 - I/O port	3.50
8214 - P.I.C	12.95
8216 - Non Invert Bus	4.95
8224 - Clock Gen.	4.95
8226 - Invert Bus	3.95
PIO for Z-80	14.95
CTC for Z-80	14.95
8228 Sys. Controller	8.20
8251 Prog. comm. interface	10.95
8255 Prog. perp. interface	13.50
8820 Dual Line Recr.	1.75
8830 Dual Line Dr	1.75
2513 Char. Gen.	7.50
8838 Quad Bus. Recvr.	2.00
74LS138N - 1/8 decoder	.99
8T97-Hex Tri-State Buffer	1.25
1488/1489 RS232	1.50
TR1602B Uart	3.95

CPU's

Z-80 includes manual	39.95
Z-80A includes manual	44.95
8080A CPU 8 BIT	11.95
8008 CPU 8 BIT	6.95

DISC CAP ASSORTMENT *
PC leads. At least 10 different values. Includes .001, .01, .05 + other standard values 60/\$1.00

39 MFD *
16V Mallory
Electrolytic
15/\$1.00

* 1000 MFD
FILTER CAPS
Rated 35 WVDC.
Upright style with
PC leads. Many popular values. 4/\$1.

PROM's

1702A - 1K - 1.5us	3.95 or 10/35.
2708 - 8K Intel - 450ns	14.95
5204 - 4K	7.95
82S129 - 1K	2.50
2708S - 8K signetics 650ns	9.95

JOY STICKS!
4-100K
POTS
\$3.95 each

RESISTOR *
ASSORTMENT
PC leads
A good mix of values. SPECIAL!
200/\$2.00

FLAT PACK
5400 SERIES *
20 asst. devices
for \$1.00

P.C. LEAD
DIODES
1N4148/1N914
100/\$2.00

POWER RESISTOR
15 OHM
25W by
CLAROSTAT
75c Each

ITT PART NO.
SAJ 110
Ideal for electronic
music circuits -
7 stage freq.dividers.
49c each

ITT DUAL
SENSE
AMPLIFIER *
75234 and 75235
49c each

SPRAGUE DUAL
DIFFERENTIAL
AMP. TD101
49c each

GENERAL
INSTRUMENT
DIODE *
1N82AG
19c each

Counter Chips

MK50397 6 Digit elapsed timer	8.95
MK50250 Alarm clock	4.99
MK50380 Alarm chip	2.95
MK50396 6 digit up/down counter	12.95
MK5002 4 digit counter	8.95
MK5021 - Cal. chip sq. root	2.50



P. O. BOX 28810 - C
DALLAS, TEXAS 75228

S. D. SALES CO. An Emprle Ind. Inc. Co.

Call in your Visa or Mastercharge
in on our Toll Free Watts Line:
1-800-527-3460

Texas Residents call Collect:
214/271-0022
Dealer Inquiries Invited!

60 DAY MONEY
BACK GUARANTEE!

NO COD'S. TEXAS RESIDENTS ADD 5% SALES
TAX. ADD 5% OF ORDER FOR POSTAGE &
HANDLING. ORDERS UNDER \$10. ADD 75c
HANDLING. FOREIGN ORDERS - US FUNDS
ONLY!

Choose \$1. Free Merchandise From Asterisk Items on each \$15. Order!

CIRCLE 58 ON FREE INFORMATION CARD

www.americanradiohistory.com



Radio Hut

Money back guarantee. NO COD'S. Texas residents add 5% sales tax. Add 5% of order for postage and handling. Orders under \$15.00 add 75 cents. Foreign orders add 20% for postage. For your convenience, call your Bank Americard or Master Charge orders in on our Toll Free Watts Line: 1-800-527-2304. Texas residents call collect: 1-214-271-8423.

P.O. Box 38323R Dallas, Texas 75238

UNSCRAMBLER

Plugs into earphone or external speaker jack of any Scanner or Monitor. Guaranteed to unscramble any 1085 call.

- Easily tuned
- Full instruction included
- Drilled fiberglass P.C. Board
- One Hour Assembly
- Punched Case

Only **\$19.95**

LOOK AT THIS SPECIAL FROM RADIO HUT

- Power Supply Kit: 5V1 amp. reg.
 - Line regulation .005%
 - Load regulation 50mV
- Kit includes components, PC board, transformer, fuse and pilot Light. Line cord not included.

L(●)(●)K Only **\$6.50**

VARIABLE POWER SUPPLY KIT NO. 1

- Continuously variable from 5V to 20V
- Excellent regulation up to 1/2 Amp
- Kit includes all components
- Drilled fiberglass P.C. Board
- Case Included
- 4400 Mfd of filtering
- One hour assembly

This model will power a 5 watt transistorized CB Radio **ONLY \$10.95**

VARIABLE POWER SUPPLY KIT NO. 2

Same as above but with a 1 Amp output, also with case **ONLY \$13.95**

2 1/2 amp. 1000 PIV

Motorola Hep o170
Only 6/\$1.00

ITT MOS TO LED DRIVERS

ITT 501 Quad Seg. Dr.	.35
ITT 502 Hex Digit Dr.	.49
ITT 503 Quad Seg. Dr.	.49
ITT 506 Hex Digit Dr.	.49
ITT 508 8 Digit Dr.	.49
ITT 509 8 Seg. Dr.	.49
ITT 511 Quad Seg. Dr.	.55
ITT 514 8 Digit Dr.	.59

We have 100's of thousands of the above listed parts. These parts 100% prime just under mil. spec. rating.

MA 1003 Car Clock

From National includes specs. and 3 switches

Only **\$17.95**

LED'S

L (●) (●) K

Jumbo Reds	8/\$1.00
Jumbo Green	5/\$1.00
Jumbo Amber	5/\$1.00
Mini Red	8/\$1.00
Mini Green	6/\$1.00
Mini Amber	6/\$1.00
Mini Clear	6/\$1.00
Bi-polar Red/Green	.99
Bi-polar Red/Red	.99

TTL SPECIAL

WE WILL NOT BE UNDER SOLD!

7400/9002	10/\$1.00
7410/9003	10/\$1.00
7420/9004	10/\$1.00
7460/9006	6/\$1.00
7430/9007	10/\$1.00
7440/9009	10/\$1.00
74109/9024	3/\$1.00
74195/9300	2/\$1.00

9000 Series parts prime from ITT. Pin for pin compatible with 7400 numbers shown.

60Hz CRYSTAL TIME BASE

This kit enables a MOS clock circuit to operate from a DC power source. Ideal for car, camper, van, boat, etc. 60Hz output with an accuracy of .005% (typ). Low power consumption 2.5 mA (typ). Small size will fit most any enclosure. Single MOS IC oscillator/divider chip 5-15 volts DC operation.

ONLY **\$5.95 each**
for **2 \$10.00** THOUSANDS SOLD!
BEST SELLER!

T0-220 regulators

7805 Pos.	5V 1 Amp	.99
7806 Pos.	6V 1 Amp	.99
7808 Pos.	8V 1 Amp	.99
7812 Pos.	12V 1 Amp	.99
7815 Pos.	15V 1 Amp	.99
7818 Pos.	18V 1 Amp	.99
7824 Pos.	24V 1 Amp	.99
7905 Neg.	5V 1 Amp	1.10
7912 Neg.	12V 1 Amp	1.10

TTL

7400 .11	7486 .28
7401 .13	7489 1.25
7402 .13	7490 .65
7403 .13	7491 .61
7404 .15	7492 .43
7405 .13	7493 .43
7406 .16	7494 .67
7407 .23	7495 .67
7408 .19	7496 .67
7409 .19	74100 .28
7410 .13	74104 .49
7411 .18	74107 .28
7412 .13	74109 .22
7413 .37	74121 .29
7415 .27	74122 .39
7418 .75	74123 .48
7420 .13	74124 .48
7421 .13	74136 .80
7423 .25	74141 .75
7426 .24	74151 .61
7427 .19	74153 .61
7428 .15	74154 .98
7430 .13	74155 .58
7432 .23	74156 .58
7433 .28	74157 .55
7436 .35	74158 .55
7437 .23	74161 .55
7438 .23	74163 .55
7440 .13	74164 .85
7441 .76	74175 .85
7442 .47	74180 .67
7443 .59	74191 .98
7444 .59	74192 .79
7446 .68	74193 .81
7447 .68	74194 .81
7448 .71	74195 .69
7450 .13	74H00 .18
7451 .13	74H05 .29
7453 .13	74H20 .29
7454 .13	74H21 .29
7460 .19	74H40 .29
7470 .27	74H50 .20
7472 .25	74H53 .29
7473 .29	74H61 .25
7474 .29	74H72 .45
7475 .47	74H73 .39
7476 .31	74H74 .39
7480 .31	9316 3/1.00
7481 .10	9601 3/1.00
7482 .57	9L04 .35
7483 .67	

LS

74LS00 .21	74LS145 1.00
74LS02 .21	74LS151 .70
74LS03 .21	74LS153 .70
74LS04 .28	74LS155 .69
74LS05 .28	74LS156 .70
74LS08 .21	74LS157 .75
74LS09 .28	74LS158 .71
74LS10 .21	74LS160 .85
74LS11 .21	74LS161 .85
74LS13 .45	74LS162 .85
74LS14 .99	74LS163 .85
74LS15 .26	74LS168 .85
74LS20 .24	74LS169 .85
74LS21 .28	74LS170 1.69
74LS22 .28	74LS173 1.10
74LS26 .32	74LS174 1.00
74LS27 .32	74LS175 .81
74LS30 .26	74LS190 .95
74LS32 .32	74LS191 .95
74LS37 .32	74LS192 .95
74LS38 .32	74LS193 .95
74LS40 .26	74LS194 .95
74LS42 .65	74LS195 .85
74LS43 .26	74LS196 .85
74LS45 .26	74LS197 .85
74LS46 .26	74LS251 .85
74LS47 .35	74LS253 .81
74LS48 .35	74LS257 .71
74LS49 .49	74LS271 .71
74LS56 .36	74LS260 .26
74LS59 .55	74LS266 .26
74LS59 .55	74LS279 .55
74LS59 .55	74LS290 .75
74LS59 .55	74LS293 .61
74LS109 .38	74LS295 .95
74LS112 .38	74LS298 .95
74LS113 .38	74LS365 .55
74LS114 .38	74LS366 .55
74LS125 .47	74LS367 .55
74LS132 .79	74LS368 .55
74LS133 .35	74LS390 1.75
74LS136 .37	74LS393 1.45
74LS138 .71	74LS670 2.30
74LS139 .71	

CMOS

CD4000 .19	CD4043 .60
CD4001 .19	CD4044 .60
CD4002 .19	CD4046 1.50
CD4006 1.20	CD4047 1.89
CD4007 .19	CD4049 .49
CD4009 .47	CD4050 .49
CD4010 .47	CD4051 1.25
CD4011 .19	CD4052 1.25
CD4012 .19	CD4053 1.25
CD4013 .32	CD4055 1.25
CD4014 .78	CD4066 .78
CD4015 .78	CD4071 .19
CD4016 .32	CD4076 1.00
CD4017 .95	CD4081 .23
CD4018 .95	CD4507 1.00
CD4019 .45	CD4508 2.80
CD4020 .97	CD4510 1.10
CD4021 .97	CD4511 1.10
CD4022 .97	CD4516 1.10
CD4023 .19	CD4520 1.10
CD4024 .75	CD4528 .87
CD4025 .19	74C02 .25
CD4027 .45	74C04 .32
CD4028 .89	74C107 .79
CD4029 .99	
CD4030 .35	
CD4035 .99	
CD4040 1.00	
CD4041 .69	
CD4042 1.05	

SAVE

Capacitors

4.7 mfd	10V Tant.	5/1.00
22 mfd	10V Tant.	5/1.00
22 mfd	250V Axial	4/1.00
25 mfd	25V Axial	4/1.00
47 mfd	25V P.C. Radia	4/1.00
50 mfd	25V Axial	5/1.00
68 mfd	25V P.C. Radia	8/1.00
1000 mfd	25V P.C. Radia	5/1.00
1000 mfd	35V P.C. Radia	4/1.00

Special Devices

82523	32x8 Prom.	2.19
2513	Char. gen.	10.00
8T97	Tri-State Buf.	1.25
2102-1	500NS	.99
3.57945	color xtal	1.25
12V Relay	4PDT New	2.75
MM5316	Clock	3.75

RADIO HUT

1-800-527-2304

P. O. Box 38323 • Dallas, Texas 75238

Use Our Toll Free Watts Line

\$47.50



ACOUSTIC COUPLER BY NOVATION

This originate only coupler was manufactured for use in T.I. 725 data terminal. It is compatible with Bell 103 and 113 data sets or the equivalent. The coupler operates asynchronously to a maximum speed of 300 baud in the full or half duplex mode. All signal outputs are compatible with TTL. Transmit freq. is 1270Hz. for mark and 1070Hz. for space. Receive freq. is 2225Hz. for mark and 2025Hz. for space. Unit requires ±12 volts +5 volts for operation. Complete with schematic and all pertinent information. Fully reconditioned, calibrated, and guaranteed.

RS232 TO TTL TO RS232 CONVERTER KIT. P.C. BOARD AND SCHEMATIC \$4.50 COMPLETE KIT WITH COMPONENTS \$6.50.

HEWLETT PACKARD
HP 7730 .3" CHAR. RED. COMMON ANODE \$1.50EA. 4 FOR \$3.95

ARNOLD CORE
135 MH. PER 1000 TURNS. 1" ID x 1-7/8" OD x 3/4" THK. P/N A-759135-2 \$1.50 EA. 100 FOR \$98.00

LITTLE VINYL FEET
Self-sticking square or round feet. 1/2" x 3/16" h. Sheet of 50 for only \$1.00

10K OHM LINEAR POT WITH 1/4 x 1/2" SHAFT \$7.50ea. 10 FOR \$4.95

HIGH POWER RECTIFIER
VARO H407 6000V 750MA. \$2.50 EACH

NEW! ETCH MATERIAL
ACE makes it easy with etch powder. Etch 'em to your own specifications.
EP-1...MAKES...10T...\$1.50
EP-2...MAKES...1GAL...\$3.50
(with instructions)

PRINTED CIRCUIT BOARDS
G-10 1/16" UNETCHED COPPER CLAD
1 OZ. 2-SIDED OR 2 OZ. 1-SIDED.
SIZE 10 100
3"x6" 2.50 19.95
5"x7" 4.00 29.95
6"x6" 4.00 29.95
4"x12" 5.00 39.95
Contact Ace for quotes on custom sizes

STANDARDS KIT
An assortment of precision components for calibration of test equipment. Kit includes (10) assorted 1% capacitors, (10) assorted 0.01% resistors, and (1) temperature compensated zener reference diode.
ONLY \$6.95

MINI KIT
60HZ. CRYSTAL TIME BASE SPECIAL OFFER ON MINI KIT INCLUDES MM5369 AND 3579.545KHZ. CRYSTAL WITH SCHEMATIC...\$3.95 EA.
POWER CORDS
62" BLACK OR WHITE 10 FOR ONLY \$2.95

PHOTO-FLASH CAP
600 MFD @ 360 VOLT 1" X 3/4" L. \$1.98 EACH...10 FOR \$15.00

KYNAR WIRE WRAP WIRE
Solid silver plated 30 AWG available in BLUE, RED, YELLOW, BLACK, GREEN, OR WHITE.
100' SPOOL...\$2.50
500' SPOOL...\$5.95
1000' SPOOL...\$9.95
26 AWG RED OR BLACK
500' SPOOL...\$7.95
1000' SPOOL...\$12.50

Thermalloy p/n 6030B
Ideal for flat power devices. 1" w x 1-1/8" h. \$2.25 each 10 for \$19.98

THIS DEAL!
Stacked foil caps
Metalized polycarbonate with stack foil construction. Extremely low self-induction.
100/\$1.50 1000/\$12.50

PERMA-FLEX TAPE
1/2" wide x 66' long. All weather 8000V (.085 thk) black. \$1.00/roll \$7.95/10 rolls
MILLER CHOKE
P/N 6310 10 FOR \$2.95
1392 TURNS 50 MH. 65 MA.

SLOTTED OPTICAL SWITCH (OPB 800)
The OPB 800 consists of a gallium arsenide infrared LED coupled with an NPN silicon photo-transistor in a plastic housing. The gap in the housing provides a means of sensing motion of opaque objects. 3/4" mounting centers. Manufactured by OPTRON INC. \$1.98 EACH

BISMUTH ALLOY
Melts in boiling water. 4 oz. ingot for \$3.95. 1 lb. ingot for \$9.95. Fun To Play With!

G.E. SC51B TRIAC
15A 200V in press fit case. Ideal for color organs. \$1.00 10 FOR \$7.50

MOLEX I.C. PINS
100 FOR \$98 1000 FOR \$6.95
SPECIAL OFFER ON 1N914B
100 FOR \$4.95 1000 FOR \$39.95

TEFLON TUBING
Extremely high operating temperature range and chemical inertness. Will not crack or become brittle. Remains flexible throughout entire operating temp. range. CLEAR 18 GA. 100' roll \$4.95 1000' roll \$24.95

SIGMA 3PIN RELAY
P/N 50R03. 120VAC coil voltage. Contacts rated 10 A at 28VDC/ \$2.95 115VAC. 11 pin plug-in.

WRITE FOR FREE CATALOG
ACE ELECTRONIC PARTS
5400 MITCHELLDALE, B-8 HOUSTON, TEXAS 77092 (713) 688-8114
TERMS: MINIMUM ORDER \$10. Send check or money order. NO C.O.D. Texas residents add 5% sales tax. Canada and Mexico add \$2.50. Overseas countries add \$5.00 for surface rates. We pay postage up to 10 pounds.

CIRCLE 36 ON FREE INFORMATION CARD

more than 20,000 different components

RECTIFIERS

	10 For	100 For
1N4001	.80	5.00
1N4002	.70	6.00
1N4003	.80	7.00
1N4004	.90	8.00
1N4005	1.00	9.00
1N4006	1.10	10.00
1N4007	1.20	11.00

JAPANESE TRANSISTORS

2SA484	3.00	2SC482	1.75	2SC1226A	1.25	2SD170	2.00
2SA486	1.65	2SC495	1.10	2SC1237	4.50	2SD180	2.75
2SA497	1.00	2SC517	4.25	2SC1239	4.00	2SD188	95
2SA634	1.25	2SC634A	.65	2SC1306	4.75		
2SA636	1.25	2SC710	.70	2SC1307	6.75	2SD234	1.00
2SA673	.85	2SC711	.70	2SC1377	5.50	2SD235	1.00
2SA678	.75	2SC735	.70	2SC1383	.75	2SD291	.85
2SA682	.85	2SC756	3.00	2SC1448	1.25	MRF8004	3.00
2SA683	.90	2SC778	4.00	2SC1449	1.30	MPS8000	1.25
2SA699	1.30	2SC781	3.00	2SC1678	5.50	MPS8001	1.25
2SA699A	1.45	2SC789	1.00	2SC1728	2.15	MPSU02	5.00
2SA733	.65	2SC798	3.10	2SC1760	2.15	MPSU31	4.00
2SA777	.90	2SC799	4.25	2SC1818	4.50	SK3048	3.25
2SB54	.70	2SC1000	.65	2SC1908	.70	SK3049	4.75
2SB55	.70	2SC1013	1.50	2SC1909	4.75	SK3054	1.25
2SB186	.60	2SC1014	1.50	2SC1957	1.50	2SK19	1.75
2SB187	.60	2SC1017	1.50	2SC1973	1.50	2SK30A	1.00
2SB324	1.00	2SC1018	1.50	2SC1975	4.90	2SK33	1.20
2SB370	.65	2SC1061	.65	2SC2028	1.10	2SK41	1.75
2SB405	.85	2SC1079	3.75	2SC2029	4.75	2SK22Y	2.75
2SB415	.85	2SC1096	1.20	2SC2091	1.10	3SK40	2.75
2SB461	1.25	2SC1098	1.15	2SC2092	4.75	3SK45	2.75
2SB463	1.65	2SC1115	2.75	2SD72	1.00	3SK49	2.75
2SB507	.90	2SC1170	4.00	2SD77	1.00	4004	3.00
2SC371	.70	2SC1172	4.00	2SD88	1.50	4005	3.00
2SC372	.70	2SC1173	.95	2SD92	1.50	40081	1.50
2SC481	1.85	2SC1209	.75	2SD118	3.25	40082	3.00

VOLT. REG

LM340K-5	1.95	5400	1.00
LM340K-6	1.95	5404	1.25
LM340K-8	1.95	5410	1.00
LM340K-12	1.95	5426	1.25
LM340K-15	1.95	5473	1.50
LM340K-18	1.95	5475	1.50
LM340K-24	1.95	5486	1.90
LM340T0-5	1.75	5493	2.00
LM340T0-6	1.75	54100	1.80
LM340T0-8	1.75	54LS04	1.00
LM340T0-12	1.75		
LM340T0-15	1.75		
LM340T0-18	1.75		
LM340T0-24	1.75		

OEM SPECIALS

1N34	.25	2N2905A	.30	2N3903	.18
1N60	.25	2N2906	.25	2N3904	.18
	.25	2N2906A	.30	2N3905	.16
1N270	.25	2N2907	.25	2N3906	.16
1N914	.10	2N2907A	.30	2N3954A	3.75
2N173	1.75	2N2913	.75	2N3956	2.45
2N404	.75	2N2914	1.20	2N3957	1.25
2N443	2.50	2N3019	1.00	2N3958	1.20
2N508A	.45	2N3053	.70	2N4037	.80
2N718	.25	2N3054	.30	2N4093	.85
2N930	.25	2N3056	.75	2N4124	.16
2N958	.30	2N3227	1.00	2N4126	.16
2N1302	1.25	2N3247	3.40	2N4141	.20
2N1305	.75	2N3250	.20	2N4142	.20
2N1540	.90	2N3393	.20	2N4143	.20
2N1544	.80	2N3394	.17	2N4220A	.45
2N1580	2.80	2N3414	.17	2N4234	.95
2N1605	1.75	2N3415	.18	2N4400	.16
2N1813	.50	2N3416	.19	2N4401	.16
2N1711	.50	2N3417	.20	2N4402	.16
2N2102	.70	2N3442	1.85	2N4403	.20
2N2180	.70	2N3553	1.50	2N4409	.16
2N2218	.25	2N3563	.20	2N4410	.16
2N2218A	.30	2N3565	.20	2N4441	1.00
2N2219	.25	2N3638	.20	2N4442	1.15
2N2221	.30	2N3642	.20	2N4443	1.35
2N2221A	.25	2N3643	.20	2N4952	.55
2N2222	.25	2N3644	.20	2N4961	.50
2N2222A	.30	2N3731	3.75	2N5130	.20
2N2270	.40	2N3740	1.00	2N5138	.15
2N2369	.25	2N3771	1.75	2N5296	.50
2N2484	.32	2N3772	1.90	2N5308	.20
2N2712	.18	2N3773	3.00	2N5400	.40
2N2904	.25	2N3819	.40	2N5401	.50
2N2904A	.30	2N3823	.70	2N5457	.35
2N2905	.25	2N3866	1.25	2N5458	.30

JAPANESE CIRCUITS

AN203	3.75	LA4051P	4.65	TA7045M	3.50	UH1C004	9.00
AN208	4.75	LA4400FS	3.80	TA7055P	5.50	UPC41	3.95
AN210	3.10	LA4400FR	3.80	TA7060P	1.85	UPC563H2	8.00
AN214	4.90	LD3120	3.10	TA7061P	2.25	UPC566H	2.25
AN241	3.20	M5115PR	4.80	TA7063P	2.25	UPC575C	4.10
AN315	3.50	PLL01A	13.50	TA7075P	4.90	UPC595C	3.60
BA511	3.50	PLL02A	12.00	TA7089P	2.90	UPC1001H2	5.15
BA521	3.95	SG613	5.40	TA7130P	2.20	UPC1025H	5.95
HA1202	3.10	STK015	6.50	TA7150P	4.55	UPC1156H	8.50
HA1306W	5.20	STK016	6.50	TA7153P	6.90	UPC1156H	8.50
HA1308	4.50	STK032	14.20	TA7203P	7.00	UPC1156H	8.50
HA1322	5.20	STK050	24.50	TA7204P	6.50	UPD277C	4.50
LA1201	4.25	STK056	11.35	TA7205P	6.50	UPD857C	19.00
LA4031P	3.50	UPC16C	2.50	UPC18C	2.50	UPD858C	13.00
LA4032P	4.50	UPC20C	5.00	UPD861C	22.00		

7400 TTL

7400	.18	7442	1.08	74107	.49
7401	.21	7448	1.15	74121	.55
7402	.21	7450	.28	74122	.49
7404	.21	7451	.27	74123	1.06
7405	.24	7453	.27	74125	.80
7407	.45	7454	.41	74126	.81
7408	.25	7480	.22	74132	3.00
7409	.25	7472	.39	74141	1.15
7410	.20	7473	.45	74150	1.10
7411	.30	7474	.45	74151	1.25
7413	.85	7475	.80	74153	1.35
7416	.43	7482	1.75	74154	1.54
7417	.43	7483	1.15	74157	1.30
7420	.21	7486	1.12	74181	1.45
7422	1.50	7486	4.5	74184	1.85
7425	.43	7489	2.49	74185	1.65
7427	.37	7490	.69	74186	1.70
7428	.35	7491	1.20	74174	1.95
7430	.28	7492	.82	74175	1.95
7432	.31	7493	.82	74180	1.05
7437	.47	7494	.91	74181	3.55
7438	.40	7495	.91	74191	1.50
7440	.21	7496	.91	74195	1.00
7441	1.10	74100	1.25	74197	1.00

N.J. residents add 5% sales tax.
All orders add \$1.00 Postage \$1.50 Canada
minimum order \$5.00


new-tone ELECTRONICS
PO Box 1738A Bloomfield, N.J. 07003
Phone (201) 748-6171, 6172, 6173

PARTIAL LISTING - WRITE FOR FREE CATALOG

CIRCLE 24 ON FREE INFORMATION CARD

NEW!

ELECTRONIC TOUCH ORGAN KIT



BATTERIES NOT INCLUDED

*Ideal kit for beginner or gift for children

\$24.50 ea.

Fantastic new design uses CMOS I.C. and a total of 39 semi-conductors to give a touch control keyboard, all the electronic parts in one PC Board. This organ is easy to build, yet has features like a full two-octave range touch keyboard, variable tremolo; two voices; built-in I.C. amplifier with volume control, complete with speaker and a specially designed plexi-glass case.

30MHZ FREQUENCY COUNTER KIT



Model 250-30A

Only \$59.50

Includes all parts, PC Board and Transformer

Take advantage of this new state-of-the-art counter featuring the many benefits of custom LSI circuitry. This new technology approach to instrumentation yields enhanced performance, smaller physical size, drastically reduced power consumption (portable battery operation is now practical), dependability, easy assembly and revolutionary lower pricing!

- 0.5" red LED 6 digits display
- Resolution: 1 Hz at 1 sec. 10 Hz at 1/10 sec.
- Sensitivity: 10 Mv RMS to 30 Hz
- Internal power supply: 5.2V at 1 amp regulated
- Input connector: BNC type
- Input power required: 117V AC 50/60 Hz
- Diode protected for over voltage input

DIGITAL CASSETTE TAPE C-60



- Type A - With Leader Tape
- Type B - Without Leader Tape
- Without B.O.T. E.O.T.
- 90 Minute Recording Time
- Write Enable Tab
- AMBI Noise
- AMBI Support Plug

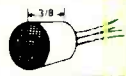
COMPUTER RECORDING
All these tapes made in U.S.A. by a top cassette tape Co. Never Recorded—Reg. \$6.10 ea. 3 packs/\$5.00
Can be used in Audio Recording as well!

SOUND ACTIVATED SWITCH



All parts completed on a PC Board. SCR will turn on relay, buzzer or other circuit for 2-10 sec. (adjustable) ideal for use as door alarm, sound controlled toys and many other projects.
Supply voltage 4.5V-9V D.C.
\$1.75 ea./2 for \$3.00

Sub-Mini Size
Condenser Microphone
\$2.50 each
FET Transistor Built-In



SIGMA 78RE1, 12DC RELAY
400Ω COIL SPDT
\$1.30 ea. or 10 for \$10.00
ALL BRAND NEW UNITS



COMPUTER GRADE CAPACITORS



5,600	MFD 60V	\$2.20 ea.
10,000	MFD 50V	\$3.20 ea.
11,500	MFD 75V	\$3.95 ea.
34,800	MFD 50V	\$4.25 ea.
39,000	MFD 12V	\$2.00 ea.
100,000	MFD 6V	\$3.50 ea.

CALCULATOR with STOPWATCH

6 Functions with % and memory
8 Digits big green display
*Built-in X'tal controlled stop watch count to 1/10 of a second.

Special Price Only \$16.50 Ea.

BATTERIES NOT INCLUDED



MECHANICAL DIGITAL CLOCK



WITH DAY AND DATE OF THE WEEK
This clock is beautifully designed. Case is made from high quality die cast alloy. Movement is the popular flip type with a back up light.

Supply Voltage 110V AC, limited quantity \$15.50 ea.

QUARTZ CRYSTALS



1	MHZ	\$4.95
2	MHZ	\$5.25
4	MHZ	\$5.25
10	MHZ	\$5.25
3.579	MHZ	\$1.25

Color TV Type

TV Games



Direct Sales Only \$19.50

- FEATURES:
- 4 Games: Tennis, Hockey, Racquet Handball and Single Handball.
 - Auto counter display on the screen.

CLOCK KIT MOST POPULAR MM5314 KIT



WITH A NEW CASE!
Features: 12 24 Hour Display
50,000 Hz Input 6 Digit Readout
Kit Includes: Grey Color Plastic Case MM5314 Clock Chip PC Board and Transistor, 6 Green Color D.J. Tube Radios, All other transistor Drivers and other Components.
Special Only \$14.95 ea.

MINI-SIZED I.C. AM RADIO

Size smaller than a box of matches!
Receives all AM stations.
Batteries and ear phone included

Only \$8.50



1Watt AUDIO AMP



All parts are pre assembled on a mini PC Board
Supply Voltage 6-9V D.C.
SPECIAL PRICE \$1.95 ea.

2W + 2W STEREO AMP



All parts completed on a PC Board
2 LM380 I.C., volume, bass, treble control included
Supply voltage 9-15V D.C.
Sensitivity: 100Mv for full output
Total harmonic distortion 1% @ 1KHz @ 1.5 watt
Output is short circuit protected
ONLY \$5.75 ea.

5W AUDIO AMP KIT



2 LM 380 with Volume Control
Power Supply 6-18V DC
only \$5.00 ea.

TIMER KIT



Time Controlled from 1-100sec.
Ideal to be used as time delay unit for burglar alarm, photo service, and other purposes
Max loading 110V, 2 AMP
Supply voltage 12-18V D.C.
\$11.50 each

ELECTRONIC ALARM SIREN



COMPLETE UNIT
Ideal for use as an Alarm Unit, or hook up to your car back up to make a reverse indicator
Light Output up to 130 dB
Voltage Supply 6-12V
\$7.50

19 KEY HEXADECIMAL KEY PAD



• 1-0 • Homekey
• ABCDEF • ←→ Key
SPECIAL \$10.50 ea.

Low Cost Hexadecimal 16 Key Pad



Designed for Calculator
Can be used for Computer Data Entry Pad or Digital Lock
All key tops blank with super good touch feeling. \$0.95 ea.

DIGITAL ELECTRONIC LOCK KIT



for auto ignition, entry door, burglar, alarm, etc.
4 Digits Programmable IN CIRCUIT
400R RELAY AND KEY PAD NOT INCLUDED
\$6.50 ea.

POWER SUPPLY KIT



0-30V D.C. REGULATED
Uses UA723 and ZN3055 Power TR output can be adjusted from 0-30V, 2 AMP. Complete with PC board and all electronic parts.
0-30 POWER SUPPLY \$9.50 each
Transformer for Power Supply, 2 AMP 24V x 2 \$4.50 ea.
30V DC Panel Meter \$4.20

MA1003, 12V DC CLOCK MODULE



Built in X'TAL controlled time base. Protected against automotive volt transients. Automatic brightness control with 0.3" green color display. Display turnoff with ignition "OFF".
\$19.50

VHF MODULATOR

For TV Game or Computer
This unit converts the Video Signal to RF Signal.
Video Input I.V.C.R.F. Output 1.5 MV
61.25 MHz (channel 3)
Fro. Adjustable - 3 MHz
ONLY \$4.50



TI 1955
Alternative AY3 8500 1
6 Game (28 Pin Dip)
TV Game Chip with Data Tennis Squash hockey, practice & 2 shooting.
Special Only \$6.50
PC Board for TV Game with Data \$2.50 ea
Switch Box between Game & TV \$1.25 ea

RCA STEREO AM-FM MUX TUNER AMP



5 Watt Per Channel RMS With 8 Track Tape Player Built In
Manufactured by RCA, maker of Quality Systems. All Solid State Circuitry with Beautifully detailed panel. Limited Quantity.
ONLY \$53.50 ea.

ON-SCREEN TV CLOCK KIT

Same one as in July Radio Electronics. Kit includes PC Board, MM5318 and MM5841 chip. All other electronic parts with transformer.
ONLY \$21.00

BIPOLAR LED

Jumbo Size red/green change color when reverse polarity of voltage. Ideal for go/nogo indicator.
Two for \$1.00

I.C. TEST CLIPS

Same as the E Z clips With 20" Long Leads In Black and Red Colors
\$2.75 per pair

WIRE WRAPPING TOOL

\$29.50
Wire Wrapping In Bulk
100' \$2.00
500' \$8.50



Sub Mini Size PANEL METER
500 UA
ONLY \$1.20 ea



TRANSFORMERS

ALL 117 VOLT INPUT
30V at 15 amp \$30.00 ea.
50V CT at 3 amp \$ 4.50 ea.
50V CT at 2.5amp \$ 4.50 ea.
48V CT at 2.5amp \$ 4.50 ea.
120V/24V at 2 amp \$ 3.90 ea.
24V CT at 800MA \$ 1.80 ea.
0.8V -12V at 400MA \$ 1.80 ea.

AC POWER SUPPLY

Adapter Type Transformer
12V AC Output 200 MA
\$2.75 each
6V DC Output 130MA \$1.90 ea.
8.7VDC Output 130MA \$1.90 ea.
12V DC Output 100MA \$1.90 ea.

150UA METER

only \$1.50 ea.



50 UA PANEL METER

First designed for metal Finder. Scaled from 0-10 but can be erased and your own scale put on top. Brand new in box.
Only \$3.80 ea.

MINI-MINI TOGGLE SWITCH

Half size of submini toggle switch rated 3amp 125V AC contact
MS 2432P SPST 0.90 0.80
MS 244 SPDT 1.00 0.90
MS 245 DPDT 1.20 1.10
LARGE QUANTITY AVAIL FOR OEM

SUBMINIATURES TOGGLE SWITCHES

SPDT On/Off \$ 3.00 ea.
DPDT On/Off \$ 5.50 ea.
SPDT On/Off \$ 1.75 ea.
Mini Size Power Type Also Available at the Same Price

JOY STICK

4 100K Volume pot in one unit, vary resistance proportional to the angle of the stick. Perfect for electronic games or model remote control.
only \$5.50

PUSH-BUTTON SWITCH

N/Open Contact
Color: Red, White, Blue, Green, Black. \$4.51.00
N/C/Close also \$4.51.00
Available \$1. ea.
LARGE QTY AVAILABLE

SOLID STATE ELECTRONIC BUZZER

Max. S. 1.5 x 3 x 3/4
Supply voltage 1.5-12V
Ideal for Alarm or Tone Indicator
\$1.50 ea.

MINIMUM ORDER \$10.00. California residents add 6% sales tax
All orders add 10% postage for out of state. Overseas countries and 15% of total order for postage
SEND CHECK OR MONEY ORDER TO

12/77



FORMULA INTERNATIONAL INC.

12603 CRENSHAW BOULEVARD • HAWTHORNE CALIFORNIA 90250

For more information please call (213) 679-5162

STORE HOURS 10-7 Monday - Saturday



ALL TOGETHER NOW!

The acclaimed Equinox 100™ mainframe kit (\$799) is now a complete S-100 system.

Because now there is an Equinox 100™ I/O interface kit (\$120) that handles the hard work of interfacing all your peripherals.

And Equinox 100™ 4K memory kits (\$109). Assembled 8K memory boards (\$188). EQU/ATE™ editor/assembler and BASIC-EQ™ software on cassettes.

It all goes together. It all works together. It's all together now at special system prices.

See The Equinox System™ at your local computer shop. Call toll-free to 800-648-5311. BAC/MC accepted. Or write Equinox Division, Parasitic Engineering, P.O. Box 6314, Albany California 94706.



THE EQUINOX SYSTEM™ When you put it together, it's really together.

CIRCLE 62 ON FREE INFORMATION CARD

For
faster
service

USE
ZIP
CODE

on
all
mail

Jim-pak AUTHORIZED DEALERS

electronic components


ALABAMA	
Mobile	Lafayette Radio Electronics
CALIFORNIA	
Berkeley	Al Lasher Electronics
Monterey	Zackit
Palo Alto	Zack Electronics
Sacramento	The Radio Place
Sacramento	Zackit
San Carlos	J&H Outlet Store
San Francisco	Zack Electronics
Sunnyvale	Sunnyvale Electronics
Vallejo	Zackit
Walnut Creek	Byte Shop Computer Store
FLORIDA	
Tampa	Microcomputer Systems
GEORGIA	
Atlanta	Atlanta Computer Mart
HAWAII	
Aiea	Delcoms Hawaii
Honolulu	Integrated Circuit Supply
ILLINOIS	
Evanston	Itty Bitty Machine Co.
INDIANA	
East Chicago	Acro Electronics Corp.
Hammond	Quantum Computer Works
LOUISIANA	
Baton Rouge	Davis Electronic Supply Co.
MARYLAND	
Baltimore	Computer Workshop of Baltimore
Rockville	Computer Workshop
MASSACHUSETTS	
Medford	Tufts Electronics
MICHIGAN	
Lansing	Fulton Radio Supply Co.
MINNESOTA	
Duluth	Northwest Radio of Duluth
Eagan	Dacom Amateur Radio Ctr.
MISSOURI	
Parkville	Computer Workshop of Kansas City
MONTANA	
Billings	Conley Radio Supply
NEBRASKA	
Lincoln	Altair Computer Center
NEW JERSEY	
Hoboken	Hoboken Computer Works
NEW YORK	
Albany	Fort Orange Electronics
New York	Computer Mart of New York
New York	The Computer Store
Troy	Trojan Electronics
White Plains	The Computer Corner
OHIO	
Cincinnati	Digital Design
OKLAHOMA	
Oklahoma City	Bits, Bytes & Micros
OREGON	
Beaverton	Altair Computer Center
PENNSYLVANIA	
Murraysville	Computer Workshop of Pittsburgh
RHODE ISLAND	
Cranston	Jabbour Electronics City
Pawtucket	Jabbour Electronics City
TENNESSEE	
Memphis	Sere-Rose & Spencer Electronics
Oak Ridge	Computer Denn
TEXAS	
Dallas	Computer Shops Inc.
Houston	Altair Computer Center
Houston	Interactive Computers
VIRGINIA	
Alexandria	Computer Hardware Store
Springfield	Computer Workshop of Northern Virginia
WASHINGTON	
Bellevue	Altair Computer Center
Longview	Progress Electronics
WEST VIRGINIA	
Morgantown	The Computer Corner
Morgantown	Electro Distributing Co.
CANADA	
Alberta, Calgary	The Computer Shop
FOREIGN	
France, Paris	Computer Boutique

VISIT YOUR **Jim-pak** DEALER TODAY!
electronic components

JIM-PAK, 1021 HOWARD AVENUE,
SAN CARLOS, CALIFORNIA 94070

CIRCLE 47 ON FREE INFORMATION CARD

the 4th Annual HOLIDAY SPECIAL




Four 8Kx8 ECONORAM II kits---now only \$475.00!

You read it right---32K of memory for \$475. But price isn't the only reason to go Godbout; look at our features. We're fully buffered (with tri-state outputs), fast (under 450 ns), low power (guaranteed under 1 1/2 A), fully static for no timing hassles, S-100 compatible, the ability to handle DMA devices, sockets for all ICs...this is a board you can depend on.

COMING ATTRACTIONS:

We'll be happy to supply your Heath H8 with 12K of memory for \$235, which is what Heath charges for their 8K board. Watch this space...

1.8432 MHz Xtal; HC6 w/wire leads \$5.95




New from VECTOR..

VP2 ASSEMBLED MICROCOMPUTER CASE...an adjustable packaging system for S-100 buss microcomputers. Card guides and hardware for 12 cards, with provision for 21 cards total on .75" centers. Instantly accessible interiors with slip out covers; sturdy chassis plate for power supply. And...it's really beautiful...\$134.30



Another Special: "Grand-son of a Cheap Clock"



Assembled stereo 2W amp uses LM580 ICs. Volume, tone and balance controls. Ideal for 12V battery use, music miniamp, & more. Only \$10.

Reduced to \$10.95! This is our popular 6 digit, 0.4" readout clock at a special price. Includes transformer, PC board, time set switches, & all parts. Less case only.

GODBOUT

BILL GODBOUT ELECTRONICS
BOX 2355, OAKLAND AIRPORT, CA 94614

TERMS: Prices good through end of magazine cover date. Cal. res add tax. BankAmericard®/VISA®/Mastercharge® orders (\$15 min) call (415) 562-0636, 24 hrs. Allow up to 5% shipping (more for power supplies); excess refunded. COD orders OK with street address.

CIRCLE 44 ON FREE INFORMATION CARD

ATTENTION DEALERS:

Announcing

Jim-pak[®]

electronic components

One-Stop Component Center

• Over 200 quality items including integrated circuits, resistors, diodes, transistors, capacitors, connectors, switches, sockets, LEDs and Data Books covering all JIM-PAK[®] items.

• Immediate delivery on all orders

• Store display racks available

• Stock rotation and return policy

• Direct mail program available from list of active electronic buyers in dealers' area.

• National advertising campaign in leading electronics magazines to include list of qualifying dealers

• Nationally known manufacturers' products at prices every dealer can afford

• Guaranteed products

• Standard industry part numbers



A component line of proven sellers developed for the independent dealer. Ideal for computer shops, school stores, electronic dealers, hobby shops, or any location where there is a potential market for electronic sales.

A product line which supplies most of your needs from one distributor with a reputation for fast and efficient service. Attractive and compact display racks make initial installation of the JIM-PAK[®] line easy.

Your customers deserve the best. Now you can profitably retail name brand components at competitive prices. Be the first in your area to announce and sell the JIM-PAK[®] line. Write or call today.



FOR MORE INFORMATION AND PRICING SCHEDULE CONTACT:
a division of James Electronics, 1021 Howard Avenue, San Carlos, California 94070, (415) 592-8097

CIRCLE 18 ON FREE INFORMATION CARD

AVANTI® ASTRO PLANE™ CB Base Antennas give you patented performance!

CO-INDUCTIVE design of this patented antenna gives long range, noise free performance.

The result of years of research & development, the ASTRO PLANE has top radiation which means that your signal gets out from the highest part of your antenna. Your signal radiates about 15 feet higher than with other antennas which radiate near the bottom.

The ASTRO PLANE has a lower angle of radiation which makes more efficient use of the radiated signal by allowing it to hug the curvature of the earth instead of shooting your power up into the sky.

The ASTRO PLANE has 4.46 db gain over isotropic which gives you a stronger signal and better, clearer reception.

You'll get long lasting, trouble free performance because it is compact in design — without long drooping radials, without coils to burn or short out, and with direct ground construction to help dissipate static charges and lightning.

- Stainless steel radials concentrate signal power on top
- Rigid heavy-duty aluminum tubing
- No long drooping radials to ice up or break off
- So unique it's backed by a U.S. patent (Patent #3587109)
- No coils to burn out or detune
- Easy assembly
- Lightweight — easy to install on simple pipe mast



Ordinary collinear or ground plane antenna signals are blocked...they radiate from the bottom.



ASTRO PLANE gets its signal over obstacles...it radiates from the top.

SPECIFICATIONS

Total Length — 12 feet

Weight — 4 lbs.

Power Gain — 4.46 db

Impedance — 50-52 ohms

Omnidirectional — needs no motor

Vertical Polarity

Aircraft Quality Aluminum

SWR — Fre-tuned — Less

than 1.2:1

band width — full 40 channels

high performance **CO-INDUCTIVE™** antennas

Avanti makes a complete line of high performance mobile CB antennas and accessories. For free catalog, write:

N.A.S.A. PHOTO

avanti

creators of the famous

MOONRAKER®

AVANTI RESEARCH AND DEVELOPMENT, INC., 340 Stewart Avenue, Addison, IL 60101

© Copyright 1977, All Rights Reserved

CIRCLE 20 ON FREE INFORMATION CARD

www.americanradiohistory.com